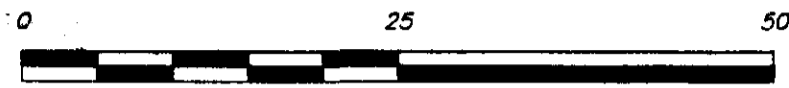


**STRATA PLAN OF  
LOT 279 FALSE CREEK  
NEW WESTMINSTER DISTRICT  
REFERENCE PLAN LMP 42142**

B.C.G.S. 92G.025




SCALE 1 : 500 DISTANCES ARE METRIC

**INTEGRATED SURVEY AREA NO. 31 (VANCOUVER)**

THIS PLAN SHOWS GROUND LEVEL MEASURED DISTANCES.  
PRIOR TO COMPUTATION OF U.T.M. CO-ORDINATES,  
MULTIPLY BY COMBINED FACTOR 0.9995900 (CSRS NAD 83)

**CIVIC ADDRESS:** 'THE AQUARIUS'  
1111 MARINASIDE CRESCENT  
1199 MARINASIDE CRESCENT  
198 AQUARIUS MEWS  
189 DAVIE STREET  
VANCOUVER, B.C.

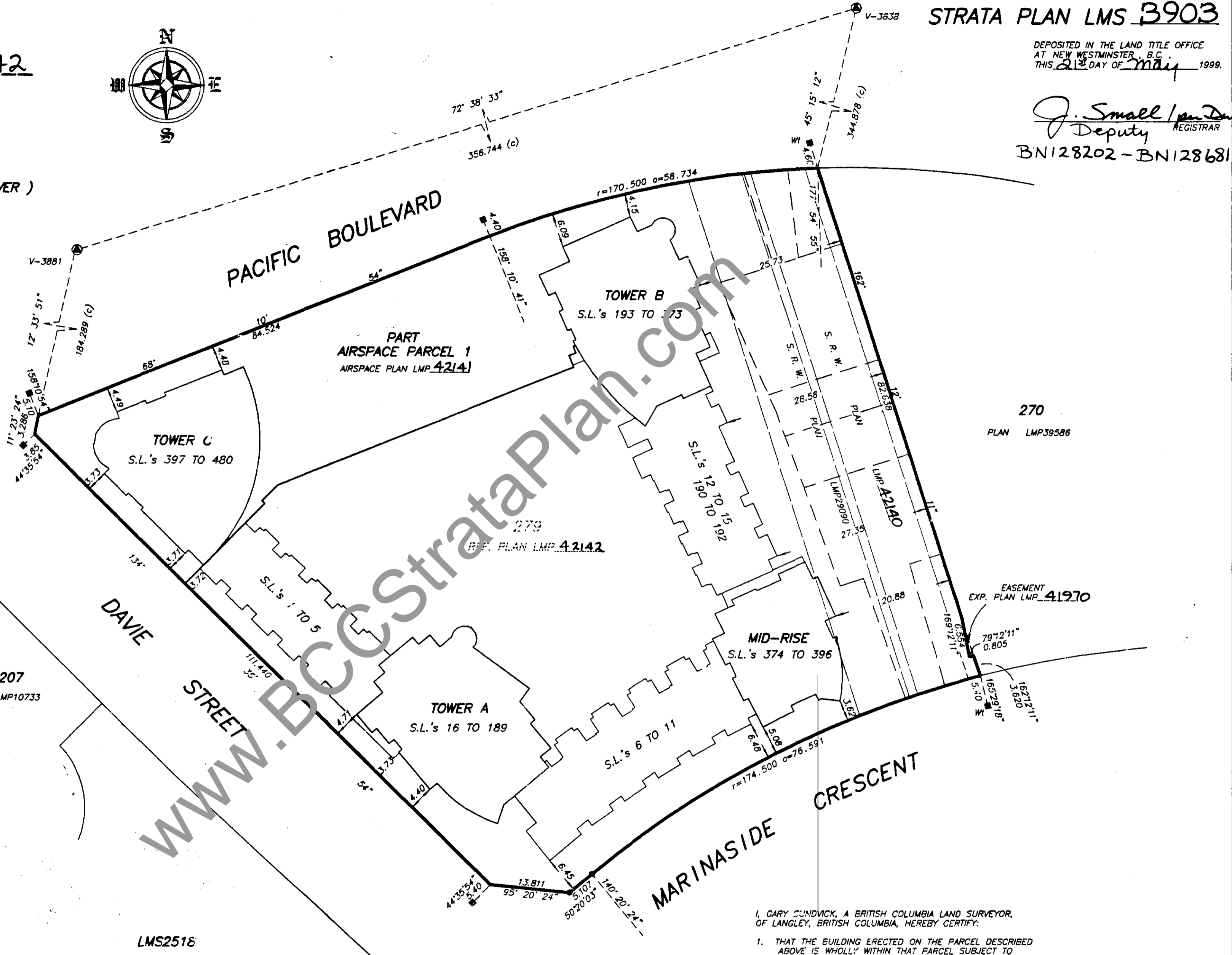


FIRST FIRST SHEET, SHEET 1 OF 125

**STRATA PLAN LMS 3903**

DEPOSITED IN THE LAND TITLE OFFICE  
AT NEW WESTMINSTER, B.C.  
THIS 21<sup>ST</sup> DAY OF May 1999.

*J. Small / Deputy*  
REGISTRAR  
BN128202 - BN128681



**LEGEND:**

ALL DIMENSIONS ARE DERIVED FROM OBSERVATIONS BETWEEN  
CONTROL MONUMENTS V-3881 & V-3838

- SET FOUND
- DENOTES CONTROL MONUMENT FOUND
- DENOTES LEAD PLUG
- DENOTES IRON POST
- S.L. DENOTES STRATA LOT
- T DENOTES TOTAL
- Pl. DENOTES PART
- L.C.P. DENOTES LIMITED COMMON PROPERTY
- (RD) DENOTES ROOF DECK
- (P) DENOTES PLANTER
- (B) DENOTES BALCONY
- (P) DENOTES PATIO
- (D) DENOTES DUCT
- (E) DENOTES ELEVATORS
- (EL) DENOTES ELECTRICAL ROOM
- (M) DENOTES MECHANICAL ROOM
- (S) DENOTES STAIRS

**NOTES:**

NOTICE UNDER SECTION 6 OF THE CONDOMINIUM ACT, STRATA LOT BOUNDARIES  
ARE DEFINED AS THE EXTERIOR FACE OF EXTERIOR WALLS, THE EXTERIOR FACE  
OF INTERIOR WALLS ADJOINING COMMON AREAS AND THE CENTRE LINE OF  
DEMISING WALLS BETWEEN STRATA LOTS.

THIS PLAN CONTAINS LIMITED COMMON PROPERTY UNDER SECTION 53(2)  
OF THE CONDOMINIUM ACT.

THE 4th, 13th, 14th, 24th AND 34th FLOORS HAVE BEEN ELIMINATED  
FROM CONSECUTIVE FLOOR NUMBERING

ADDRESS FOR SERVICE OF DOCUMENTS  
ON THE STRATA CORPORATION IS:

THE OWNERS, STRATA PLAN LMS 3903  
500 - 1095 WEST PENDER STREET  
VANCOUVER, B.C.  
V6E 2N7

FOR STRATA CORP  
MAIL ADDRESS  
SEE STRATA PLAN  
GENERAL INDEX

THIS PLAN LIES WITHIN THE GREATER VANCOUVER REGIONAL DISTRICT

I, GARY SUNDVICK, A BRITISH COLUMBIA LAND SURVEYOR,  
OF LANGLEY, BRITISH COLUMBIA, HEREBY CERTIFY:

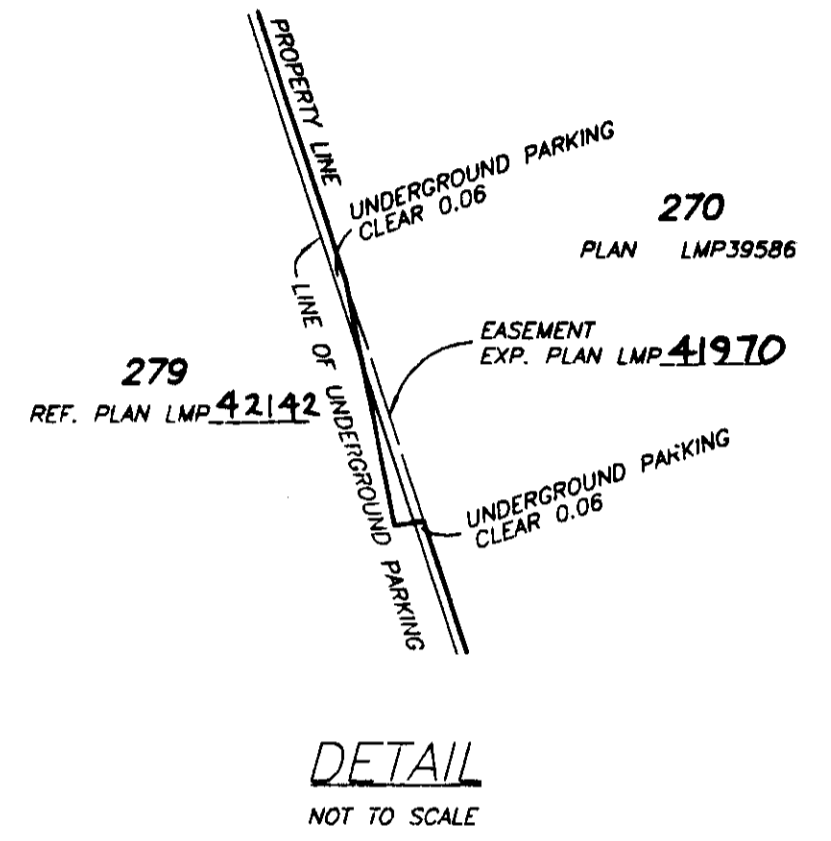
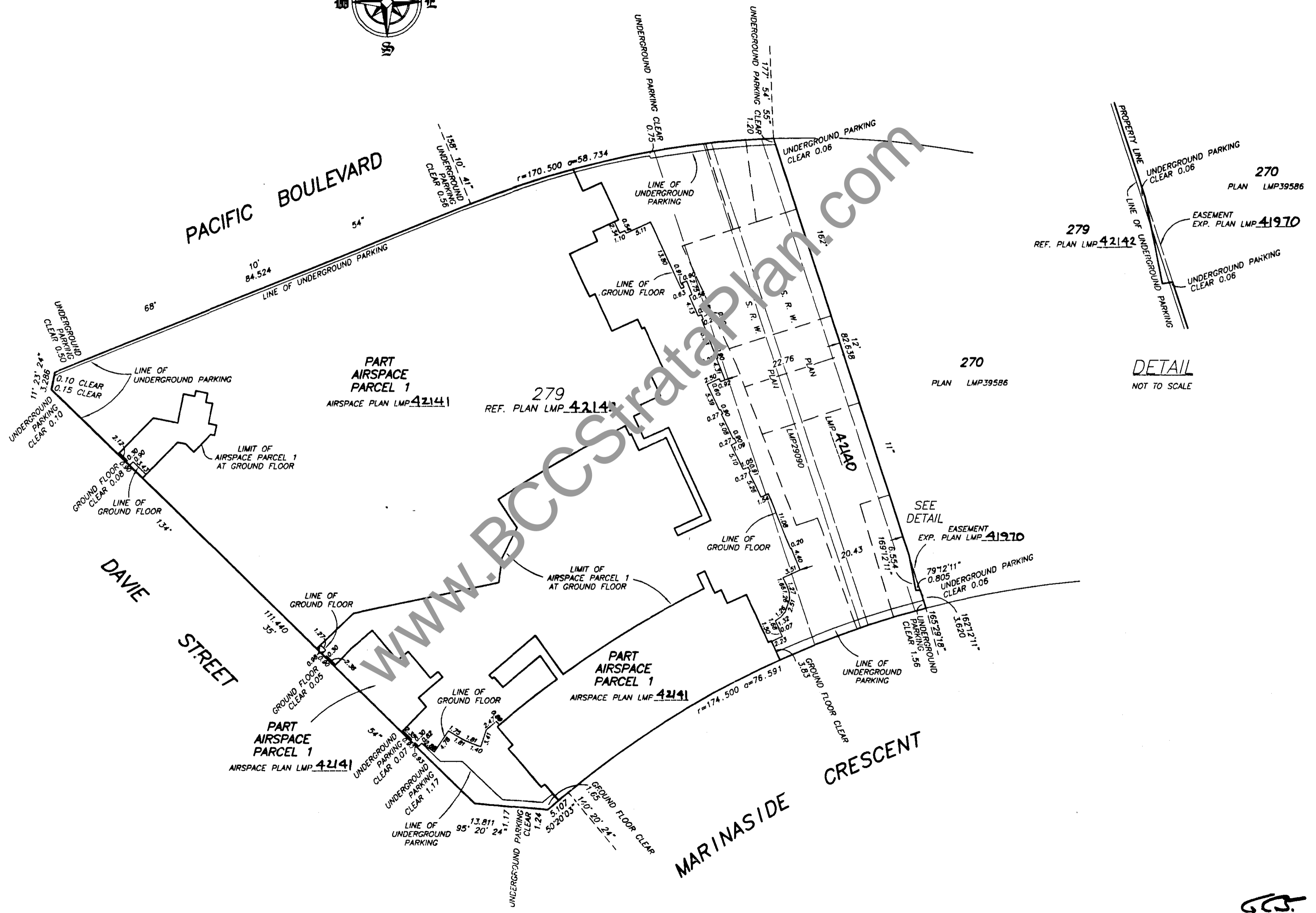
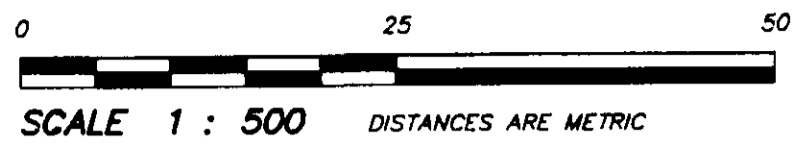
1. THAT THE BUILDING ERECTED ON THE PARCEL DESCRIBED  
ABOVE IS WHOLLY WITHIN THAT PARCEL SUBJECT TO  
CLAUSE 2 OF THIS CERTIFICATE.
  2. CERTAIN PARTS OF THE BUILDING PROJECT BEYOND  
SUCH EXTERNAL BOUNDARIES BUT THEY ARE WITHIN  
THE LIMITS OF THE LANDS CHARGED BY REGISTERED  
EASEMENT BN112298
- DATED AT SURREY, B.C.  
THIS 19th DAY OF APRIL, 1999.

*G. Sundvick*  
B.C.L.S.

BUTLER, SUNDVICK & ASSOCIATES  
PROFESSIONAL LAND SURVEYORS  
102 - 10277 154th STREET  
SURREY, B.C. V3R 4J7  
TEL: 589-2400 FAX: 589-7447  
FILE: 96-646  
DWG: 96646-SF

# BUILDING LOCATION AND DIMENSIONS

SECOND FIRST SHEET SHEET 2 OF 125  
**STRATA PLAN LMS 3903**



WWW.BCCStrataPlan.com

**GCS.**  
GARY C. SUNDVICK, B.C.L.S.  
19th APRIL 1999  
BUTLER, SUNDVICK & ASSOCIATES  
FILE: 96-646 DWG: 66646-SF

STRATA PLAN LMS 3903

SIGNATURES

CONDOMINIUM ACT

STATUTORY DECLARATION

- I, THE UNDERSIGNED, DO SOLEMNLY DECLARE THAT
- 1) I, THE UNDERSIGNED, AM THE DULY AUTHORIZED AGENT OF THE OWNER-DEVELOPER.
- 2) THE STRATA PLAN IS ENTIRELY FOR RESIDENTIAL USE.

I MAKE THIS SOLEMN DECLARATION CONSCIENTIOUSLY BELIEVING IT TO BE TRUE AND KNOWING THAT IT IS OF THE SAME FORCE AND EFFECT AS IF MADE UNDER OATH

*Wai Ying Fuong*  
WAI YING FUNG

DECLARED BEFORE ME AT Vancouver  
IN THE PROVINCE OF BRITISH COLUMBIA,  
THIS 26<sup>th</sup> DAY OF April, 1999.

*R. Jackson*  
COMMISSIONER FOR TAKING AFFIDAVITS WITHIN  
THE PROVINCE OF BRITISH COLUMBIA.

ACCEPTED AS TO FORMS 1 AND 2,  
DATED THIS 5 DAY OF MAY, 1999.

*St. John*  
SUPERINTENDANT OF REAL ESTATE

I, GARY SUNDVICK, A BRITISH COLUMBIA LAND SURVEYOR  
HEREBY CERTIFY THAT THE BUILDINGS SHOWN  
IN THIS STRATA PLAN HAVE NOT, AS OF  
THE 19th DAY OF APRIL, 1999,  
BEEN PREVIOUSLY OCCUPIED, DATED AT SURREY, B.C.  
THIS 19th DAY OF APRIL, 1999.

*G.C. Sundvick*  
B.C.L.S.

OWNER

PACIFIC PLACE HOLDINGS LTD.  
(INC. No. 391196C)

*Wai Ying Fuong*  
Name WAI YING FUNG  
Authorized Signatory

Name \_\_\_\_\_  
Authorized Signatory

*Richard J. Jackson*  
WITNESS AS TO BOTH SIGNATURES  
Name Richard J. Jackson

ADDRESS 1700-666 Burrard Street  
Vancouver, B.C.  
Lawyer  
OCCUPATION

MORTGAGEE

HONGKONG BANK OF CANADA

*Jonathan Lee*  
Name JONATHAN LEE  
Authorized Signatory

*Paul Matheson*  
Name PAUL MATHESON  
Authorized Signatory

*Jeff Cook*  
WITNESS AS TO BOTH SIGNATURES  
Name JEFF COOK  
ADDRESS Suite 20, 815 W. Georgia St.  
Vancouver, B.C., V6C 1G2  
Commercial Credit Officer  
OCCUPATION

MORTGAGEE

CONCORD PACIFIC GROUP INC.  
(INC. No. 45153A)

*Cliff McCracken*  
Name CLIFF MCCRACKEN  
Authorized Signatory

Name \_\_\_\_\_  
Authorized Signatory

*Gail Schock*  
WITNESS AS TO BOTH SIGNATURES  
Name GAIL SCHOCK

ADDRESS 900-1095 W. PENDER ST.  
VANCOUVER BC  
EXECUTIVE ASSISTANT  
OCCUPATION

S. L. NO.	SHEET NO.	FORM 1	FORM 2
		SCHEDULE OF UNIT ENTITLEMENT	SCHEDULE OF INTEREST UPON DESTRUCTION
		UNIT ENTITLEMENT	INTEREST UPON DESTRUCTION
S. L. 1	7,33,37	66	1971
S. L. 2	7,33,37	64	1996
S. L. 3	7,33,37	64	2021
S. L. 4	7,33, 37	64	2048
S. L. 5	7,33, 37	64	2048
S. L. 6	11,31,35	102	3372
S. L. 7	11,31,35	85	3074
S. L. 8	11,31,35	85	3074
S. L. 9	11,31,35	85	3074
S. L. 10	11,31,35	85	3074
S. L. 11	11,31,35	85	3074
S. L. 12	10,34,38	61	1827
S. L. 13	10,34,38	60	1847
S. L. 14	10,34,38	60	1878
S. L. 15	10,34,38	61	1898
S. L. 16	8,33	44	1385
S. L. 17	8,33	54	1693
S. L. 18	8,39	57	1744
S. L. 19	39	54	1590
S. L. 20	37	45	1437
S. L. 21	37	33	923
S. L. 22	8,37	38	1128
S. L. 23	8,37	50	1488
S. L. 24	8,40	57	2042
S. L. 25	40	54	1883
S. L. 26	40	45	1385
S. L. 27	40	33	918
S. L. 28	8,40	32	893
S. L. 29	8,40	30	841
S. L. 30	8,41	57	2069
S. L. 31	41	54	1910
S. L. 32	41	45	1403
S. L. 33	41	33	936
S. L. 34	8,41	32	911
S. L. 35	8,41	30	859
S. L. 36	8,42	57	2096
S. L. 37	42	54	1936
S. L. 38	42	45	1420
S. L. 39	42	33	954
S. L. 40	8,42	32	928
S. L. 41	8,42	30	877
S. L. 42	8,43	57	2122
S. L. 43	43	54	1963
S. L. 44	43	45	1438
S. L. 45	43	33	963
S. L. 46	8,43	32	946
S. L. 47	8,43	30	895
S. L. 48	8,44	57	2140


*G.C. Sundvick*  
GARY C. SUNDVICK, B.C.L.S.  
19th APRIL 1999  
BUTLER, SUNDVICK & ASSOCIATES  
FILE: 96-646 DWG.: 96646-5F

STRATA PLAN LMS 3903

CONDOMINIUM ACT

S. L. NO.	SHEET NO.	FORM 1	FORM 2	S. L. NO.	SHEET NO.	FORM 1	FORM 2	S. L. NO.	SHEET NO.	FORM 1	FORM 2
		SCHEDULE OF UNIT ENTITLEMENT	SCHEDULE OF INTEREST UPON DESTRUCTION			SCHEDULE OF UNIT ENTITLEMENT	SCHEDULE OF INTEREST UPON DESTRUCTION			SCHEDULE OF UNIT ENTITLEMENT	SCHEDULE OF INTEREST UPON DESTRUCTION
		UNIT ENTITLEMENT	INTEREST UPON DESTRUCTION			UNIT ENTITLEMENT	INTEREST UPON DESTRUCTION			UNIT ENTITLEMENT	INTEREST UPON DESTRUCTION
S. L. 49	44	54	1981	S. L. 98	52	45	1534	S. L. 147	60	33	1043
S. L. 50	44	45	1447	S. L. 99	52	33	1007	S. L. 148	8,60	32	1061
S. L. 51	44	33	972	S. L. 100	8,52	32	1018	S. L. 149	8,60	30	990
S. L. 52	8,44	32	960	S. L. 101	8,52	30	955	S. L. 150	8,61	57	2336
S. L. 53	8,44	30	906	S. L. 102	8,53	57	2247	S. L. 151	61	54	2205
S. L. 54	8,45	57	2158	S. L. 103	53	54	2127	S. L. 152	61	45	1582
S. L. 55	45	54	1999	S. L. 104	53	45	1540	S. L. 153	61	33	1047
S. L. 56	45	45	1456	S. L. 105	53	33	1012	S. L. 154	8,61	32	1066
S. L. 57	45	33	976	S. L. 106	8,53	32	1024	S. L. 155	8,61	30	995
S. L. 58	8,45	32	973	S. L. 107	8,53	30	959	S. L. 156	8,62	57	2347
S. L. 59	8,45	30	917	S. L. 108	8,54	57	2258	S. L. 157	62	54	2215
S. L. 60	8,46	57	2167	S. L. 109	54	54	2136	S. L. 158	62	45	1588
S. L. 61	46	54	2008	S. L. 110	54	45	1545	S. L. 159	62	33	1052
S. L. 62	46	45	1461	S. L. 111	54	33	1016	S. L. 160	8,62	32	1072
S. L. 63	46	33	980	S. L. 112	8,54	32	1020	S. L. 161	8,62	30	999
S. L. 64	8,46	32	986	S. L. 113	8,54	30	900	S. L. 162	8,63	57	2358
S. L. 65	8,46	30	928	S. L. 114	8,55	57	2210	S. L. 163	63	54	2224
S. L. 66	8,47	57	2180	S. L. 115	55	54	2016	S. L. 164	63	45	1593
S. L. 67	47	54	2018	S. L. 116	55	45	1550	S. L. 165	63	33	1056
S. L. 68	47	45	1467	S. L. 117	55	33	1020	S. L. 166	8,63	32	1077
S. L. 69	47	33	985	S. L. 118	8,55	32	1034	S. L. 167	8,63	30	1004
S. L. 70	8,47	32	992	S. L. 119	8,55	30	968	S. L. 168	8,64	57	2369
S. L. 71	8,47	30	932	S. L. 120	8,56	30	2280	S. L. 169	64	54	2234
S. L. 72	8,48	57	2191	S. L. 121	56	57	2156	S. L. 170	64	45	1598
S. L. 73	48	54	2028	S. L. 122	56	45	1556	S. L. 171	64	33	1060
S. L. 74	48	45	1472	S. L. 123	56	33	1025	S. L. 172	8,64	32	1082
S. L. 75	48	33	989	S. L. 124	8,56	32	1040	S. L. 173	8,64	30	1088
S. L. 76	8,48	32	997	S. L. 125	8,56	30	972	S. L. 174	8,65	57	2380
S. L. 77	8,48	30	937	S. L. 126	8,57	57	2291	S. L. 175	65	54	2244
S. L. 78	8,49	57	2202	S. L. 127	57	54	2166	S. L. 176	65	45	1604
S. L. 79	49	54	2046	S. L. 128	57	45	1561	S. L. 177	65	33	1065
S. L. 80	49	45	1483	S. L. 129	57	33	1029	S. L. 178	8,65	32	1088
S. L. 81	49	33	994	S. L. 130	8,57	32	1045	S. L. 179	8,65	30	1012
S. L. 82	8,49	32	1002	S. L. 131	8,57	30	977	S. L. 180	8,66	57	2391
S. L. 83	8,49	30	941	S. L. 132	8,58	57	2302	S. L. 181	66	54	2254
S. L. 84	8,50	57	2213	S. L. 133	58	54	2176	S. L. 182	66	45	1609
S. L. 85	50	54	2072	S. L. 134	58	45	1566	S. L. 183	66	33	1069
S. L. 86	50	45	1503	S. L. 135	58	33	1034	S. L. 184	8,66	32	1093
S. L. 87	50	33	998	S. L. 136	8,58	32	1050	S. L. 185	8,66	30	1017
S. L. 88	8,50	32	1008	S. L. 137	8,58	30	981	S. L. 186	8,67	99	4568
S. L. 89	8,50	30	946	S. L. 138	8,59	57	2313	S. L. 187	67	113	4927
S. L. 90	8,51	57	2224	S. L. 139	59	54	2185	S. L. 188	8,68	99	4824
S. L. 91	51	54	2099	S. L. 140	59	45	1572	S. L. 189	68	113	5338
S. L. 92	51	45	1523	S. L. 141	59	33	1038	S. L. 190	9,34	50	1385
S. L. 93	51	33	1003	S. L. 142	8,59	32	1056	S. L. 191	9,34	42	1385
S. L. 94	8,51	32	1013	S. L. 143	8,59	30	986	S. L. 192	9,34	42	1385
S. L. 95	8,51	30	950	S. L. 144	8,60	57	2324	S. L. 193	38	31	924
S. L. 96	8,52	57	2236	S. L. 145	60	54	2195	S. L. 194	9,38	32	939
S. L. 97	52	54	2117	S. L. 146	60	45	1577	S. L. 195	38	22	656

WWW.BCCStrataPlan.com

  
 GARY C. SUNDVICK, B.C.L.S.  
 19th APRIL 1999  
 BUTLER, SUNDVICK & ASSOCIATES  
 FILE: 96-646 DWG.: 9664E-5F

STRATA PLAN LMS 3903

CONDOMINIUM ACT

S. L. NO.	SHEET NO.	FORM 1	FORM 2	S. L. NO.	SHEET NO.	FORM 1	FORM 2	S. L. NO.	SHEET NO.	FORM 1	FORM 2
		SCHEDULE OF UNIT ENTITLEMENT	SCHEDULE OF INTEREST UPON DESTRUCTION			SCHEDULE OF UNIT ENTITLEMENT	SCHEDULE OF INTEREST UPON DESTRUCTION			SCHEDULE OF UNIT ENTITLEMENT	SCHEDULE OF INTEREST UPON DESTRUCTION
		UNIT ENTITLEMENT	INTEREST UPON DESTRUCTION			UNIT ENTITLEMENT	INTEREST UPON DESTRUCTION			UNIT ENTITLEMENT	INTEREST UPON DESTRUCTION
S. L. 196	38	22	688	S. L. 245	78	22	737	S. L. 294	85	22	769
S. L. 197	9,38	53	1590	S. L. 246	9,78	53	1658	S. L. 295	9,85	53	1825
S. L. 198	38	52	1637	S. L. 247	78	52	1705	S. L. 296	85	52	1872
S. L. 199	38	41	1231	S. L. 248	78	41	1278	S. L. 297	85	41	1360
S. L. 200	72	31	950	S. L. 249	79	31	1044	S. L. 298	86	31	1108
S. L. 201	9,72	32	965	S. L. 250	9,79	32	1054	S. L. 299	9,86	32	1085
S. L. 202	72	22	970	S. L. 251	79	22	709	S. L. 300	86	22	731
S. L. 203	72	22	701	S. L. 252	79	22	740	S. L. 301	86	22	772
S. L. 204	9,72	53	1606	S. L. 253	9,79	53	1664	S. L. 302	86	53	1870
S. L. 205	72	52	1652	S. L. 254	79	52	1710	S. L. 303	86	52	1916
S. L. 206	72	41	1238	S. L. 255	79	41	1284	S. L. 304	86	41	1387
S. L. 207	73	31	981	S. L. 256	80	31	1048	S. L. 305	87	31	1112
S. L. 208	9,73	32	992	S. L. 257	9,80	32	1059	S. L. 306	9,87	32	1090
S. L. 209	73	22	683	S. L. 258	80	22	712	S. L. 307	87	22	734
S. L. 210	73	22	714	S. L. 259	80	22	743	S. L. 308	87	22	776
S. L. 211	9,73	53	1621	S. L. 260	9,80	53	1669	S. L. 309	9,87	53	1901
S. L. 212	73	52	1668	S. L. 261	80	52	1716	S. L. 310	87	52	1952
S. L. 213	73	41	1244	S. L. 262	80	41	1291	S. L. 311	87	41	1413
S. L. 214	74	31	997	S. L. 263	81	31	1064	S. L. 312	88	31	1117
S. L. 215	9,74	32	1008	S. L. 264	9,81	32	1055	S. L. 313	9,88	32	1094
S. L. 216	74	22	690	S. L. 265	81	22	715	S. L. 314	88	22	737
S. L. 217	74	22	721	S. L. 266	81	22	750	S. L. 315	88	22	779
S. L. 218	9,74	53	1637	S. L. 267	9,81	53	1674	S. L. 316	9,88	53	1932
S. L. 219	74	52	1684	S. L. 268	81	52	1721	S. L. 317	88	52	1988
S. L. 220	74	41	1251	S. L. 269	81	41	1298	S. L. 318	88	41	1440
S. L. 221	75	31	1012	S. L. 270	82	31	1079	S. L. 319	89	31	1121
S. L. 222	9,75	32	1023	S. L. 271	9,82	32	1068	S. L. 320	9,89	32	1099
S. L. 223	75	22	696	S. L. 272	82	22	718	S. L. 321	89	22	740
S. L. 224	75	22	728	S. L. 273	82	22	756	S. L. 322	89	22	782
S. L. 225	9,75	53	1642	S. L. 274	82	53	1705	S. L. 323	9,89	53	1939
S. L. 226	75	52	1689	S. L. 275	82	52	1752	S. L. 324	89	52	2014
S. L. 227	75	41	1258	S. L. 276	82	41	1756	S. L. 325	89	41	1458
S. L. 228	76	31	1024	S. L. 277	83	31	1095	S. L. 326	90	31	1126
S. L. 229	9,76	32	1034	S. L. 278	9,83	32	1072	S. L. 327	9,90	32	1103
S. L. 230	76	22	700	S. L. 279	83	22	721	S. L. 328	90	22	743
S. L. 231	76	22	731	S. L. 280	83	22	763	S. L. 329	90	22	785
S. L. 232	9,76	53	1648	S. L. 281	9,83	53	1736	S. L. 330	9,90	53	1945
S. L. 233	76	52	1694	S. L. 282	83	52	1783	S. L. 331	90	52	2041
S. L. 234	76	41	1264	S. L. 283	83	41	1324	S. L. 332	90	41	1476
S. L. 235	77	31	1035	S. L. 284	84	31	1099	S. L. 333	91	31	1130
S. L. 236	9,77	32	1045	S. L. 285	9,84	32	1076	S. L. 334	9,91	32	1108
S. L. 237	77	22	703	S. L. 286	84	22	724	S. L. 335	91	22	746
S. L. 238	77	22	734	S. L. 287	84	22	766	S. L. 336	91	22	788
S. L. 239	9,77	53	1653	S. L. 288	9,84	53	1781	S. L. 337	9,91	53	1952
S. L. 240	77	52	1700	S. L. 289	84	52	1828	S. L. 338	91	52	2059
S. L. 241	77	41	1271	S. L. 290	84	41	1342	S. L. 339	91	41	1489
S. L. 242	78	31	1039	S. L. 291	85	31	1104	S. L. 340	92	31	1135
S. L. 243	9,78	32	1050	S. L. 292	9,85	32	1525	S. L. 341	9,92	32	1112
S. L. 244	78	22	706	S. L. 293	85	22	728	S. L. 342	92	22	749

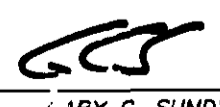
GARY C. SUNDVICK, B.C.L.S.

19th APRIL 1999  
BUTLER, SUNDVICK & ASSOCIATES  
FILE: 96-646 DWG: 96646-5F

STRATA PLAN LMS 3903

CONDOMINIUM ACT

S. L. NO.	SHEET NO.	FORM 1	FORM 2	S. L. NO.	SHEET NO.	FORM 1	FORM 2	S. L. NO.	SHEET NO.	FORM 1	FORM 2
		SCHEDULE OF UNIT ENTITLEMENT	SCHEDULE OF INTEREST UPON DESTRUCTION			SCHEDULE OF UNIT ENTITLEMENT	SCHEDULE OF INTEREST UPON DESTRUCTION			SCHEDULE OF UNIT ENTITLEMENT	SCHEDULE OF INTEREST UPON DESTRUCTION
		UNIT ENTITLEMENT	INTEREST UPON DESTRUCTION			UNIT ENTITLEMENT	INTEREST UPON DESTRUCTION			UNIT ENTITLEMENT	INTEREST UPON DESTRUCTION
S. L. 343	92	22	791	S. L. 392	11,106	82	3115	S. L. 441	116	36	1213
S. L. 344	9,92	53	1959	S. L. 393	10,11,107	78	3077	S. L. 442	7,116	33	1137
S. L. 345	92	52	2076	S. L. 394	11,107	82	3128	S. L. 443	7,116	22	808
S. L. 346	92	41	1502	S. L. 395	10,11,108	78	3091	S. L. 444	7,116	30	980
S. L. 347	93	31	1139	S. L. 396	11,108	82	3141	S. L. 445	7,117	30	918
S. L. 348	9,93	32	1116	S. L. 397	7,37	30	927	S. L. 446	117	22	740
S. L. 349	93	22	752	S. L. 398	37	22	745	S. L. 447	117	32	1062
S. L. 350	93	22	794	S. L. 399	37	32	1094	S. L. 448	117	36	1284
S. L. 351	9,93	53	1965	S. L. 400	37	36	1298	S. L. 449	117	36	1219
S. L. 352	93	52	2085	S. L. 401	37	36	1206	S. L. 450	7,117	33	1147
S. L. 353	93	41	1511	S. L. 402	7,37	33	1145	S. L. 451	7,117	22	810
S. L. 354	94	31	1144	S. L. 403	7,37	22	813	S. L. 452	7,117	30	984
S. L. 355	9,94	32	1121	S. L. 404	7,37	30	983	S. L. 453	7,118	30	922
S. L. 356	94	22	756	S. L. 405	7,112	30	891	S. L. 454	118	22	743
S. L. 357	94	22	797	S. L. 406	112	22	720	S. L. 455	118	32	1067
S. L. 358	9,94	53	1972	S. L. 407	112	32	1060	S. L. 456	118	36	1296
S. L. 359	94	52	2094	S. L. 408	112	36	1248	S. L. 457	118	36	1226
S. L. 360	94	41	1520	S. L. 409	112	36	1283	S. L. 458	7,118	33	1158
S. L. 361	95	31	1148	S. L. 410	7,112	33	1097	S. L. 459	7,118	22	813
S. L. 362	9,95	32	1125	S. L. 411	7,112	22	787	S. L. 460	7,118	30	988
S. L. 363	95	22	759	S. L. 412	7,112	30	958	S. L. 461	7,119	30	926
S. L. 364	95	22	800	S. L. 413	7,113	30	897	S. L. 462	119	22	745
S. L. 365	9,95	53	1979	S. L. 414	113	22	725	S. L. 463	119	32	1072
S. L. 366	95	52	2103	S. L. 415	113	36	1013	S. L. 464	119	36	1297
S. L. 367	95	41	1529	S. L. 416	113	36	1255	S. L. 465	119	36	1233
S. L. 368	9,96	65	2407	S. L. 417	113	36	1191	S. L. 466	7,119	33	1168
S. L. 369	9,96	75	3284	S. L. 418	7,113	33	1107	S. L. 467	7,119	22	815
S. L. 370	96	81	3746	S. L. 419	7,113	22	797	S. L. 468	7,119	30	993
S. L. 371	9,97	65	2566	S. L. 420	7,113	30	964	S. L. 469	7,120	30	930
S. L. 372	9,98	83	3798	S. L. 421	7,114	30	904	S. L. 470	120	22	748
S. L. 373	9,98	88	4465	S. L. 422	7,114	22	730	S. L. 471	120	32	1077
S. L. 374	10,11,31	67	1796	S. L. 423	7,114	32	1021	S. L. 472	120	36	1304
S. L. 375	11,31	37	1231	S. L. 424	7,114	36	1263	S. L. 473	120	36	1239
S. L. 376	10,35	47	1744	S. L. 425	7,114	36	1199	S. L. 474	7,120	33	1178
S. L. 377	10,11,35	51	1898	S. L. 426	7,114	33	1117	S. L. 475	7,120	22	818
S. L. 378	11,35	42	1231	S. L. 427	7,114	22	803	S. L. 476	7,120	30	997
S. L. 379	10,11,39	81	2976	S. L. 428	7,114	30	970	S. L. 477	7,121	51	1707
S. L. 380	11,39	88	2925	S. L. 429	7,115	30	909	S. L. 478	121	52	1850
S. L. 381	10,11,101	78	2997	S. L. 430	115	22	735	S. L. 479	7,121	52	1988
S. L. 382	11,101	82	3048	S. L. 431	115	32	1029	S. L. 480	7,121	51	1788
S. L. 383	10,11,102	78	3011	S. L. 432	115	36	1271	AGGREGATE		19,892	697,945
S. L. 384	11,102	82	3061	S. L. 433	115	36	1206				
S. L. 385	10,11,103	78	3024	S. L. 434	7,115	33	1127				
S. L. 386	11,103	82	3075	S. L. 435	7,115	22	807				
S. L. 387	10,11,104	78	3037	S. L. 436	7,115	30	976				
S. L. 388	11,104	82	3088	S. L. 437	7,116	30	914				
S. L. 389	10,11,105	78	3051	S. L. 438	116	22	738				
S. L. 390	11,105	82	3101	S. L. 439	116	32	1057				
S. L. 391	10,11,106	78	3064	S. L. 440	116	36	1277				

  
 GARY C. SUNDICK, E.C.L.S.  
 19th APRIL 1999  
 BUTLER, SUNDICK & ASSOCIATES  
 FILE: 96-546 DWG: 96646-5F

SECTION A-A'



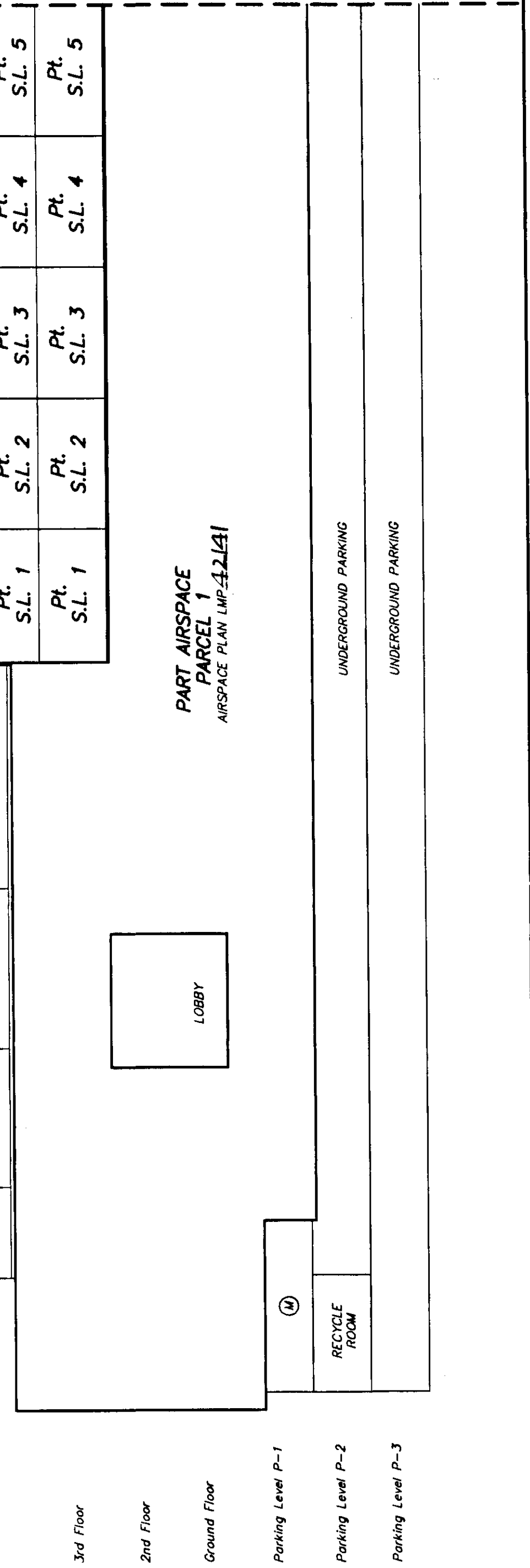
STRATA PLAN LMS 3903 SHEET 7 OF 125

FOR CONTINUATION SEE SHEET 8

TOWER 'C'

18th Floor	ROOF	S.L. 477	ROOF	S.L. 480	ROOF	S.L. 479
17th Floor	ROOF	S.L. 469	S.L. 476	S.L. 475	S.L. 474	S.L. 473
16th Floor		S.L. 461	S.L. 468	S.L. 467	S.L. 466	S.L. 465
15th Floor		S.L. 453	S.L. 460	S.L. 459	S.L. 458	S.L. 457
14th Floor		S.L. 445	S.L. 452	S.L. 451	S.L. 450	S.L. 449
13th Floor		S.L. 437	S.L. 444	S.L. 443	S.L. 442	S.L. 441
12th Floor		S.L. 429	S.L. 436	S.L. 435	S.L. 434	S.L. 433
11th Floor		S.L. 421	S.L. 428	S.L. 427	S.L. 426	S.L. 425
10th Floor		S.L. 413	S.L. 420	S.L. 419	S.L. 418	S.L. 417
9th Floor		S.L. 405	S.L. 412	S.L. 411	S.L. 410	S.L. 409
8th Floor		S.L. 397	S.L. 404	S.L. 403	S.L. 402	S.L. 401

Pt. S.L. 1	Pt. S.L. 2	Pt. S.L. 3	Pt. S.L. 4	Pt. S.L. 5
Pt. S.L. 1	Pt. S.L. 2	Pt. S.L. 3	Pt. S.L. 4	Pt. S.L. 5



GARY C. SUNDVICK, B.C.L.S.  
 19th APRIL 1999  
 BUTLER, SUNDVICK & ASSOCIATES  
 FILE: 96-646 DWG.: 96646-6F



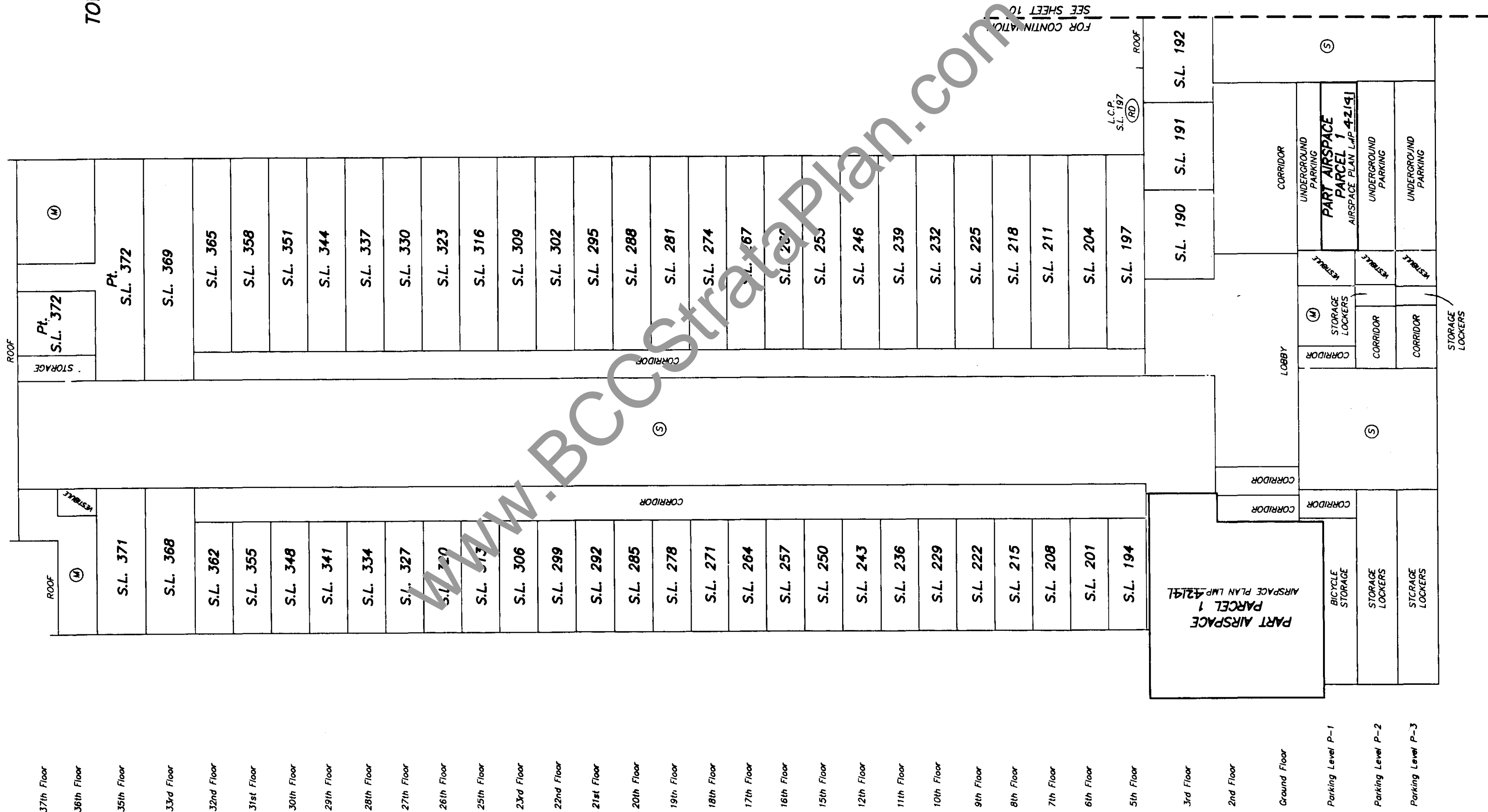


SECTION B-B'

0 5 10 15  
SCALE 1:200 DISTANCES ARE METRIC

STRATA PLAN LMS 3903 SHEET 9 OF 125

TOWER 'B'



FOR CONTINUATION  
SEE SHEET 10

L.C.P.  
S.L. 197  
(RD)

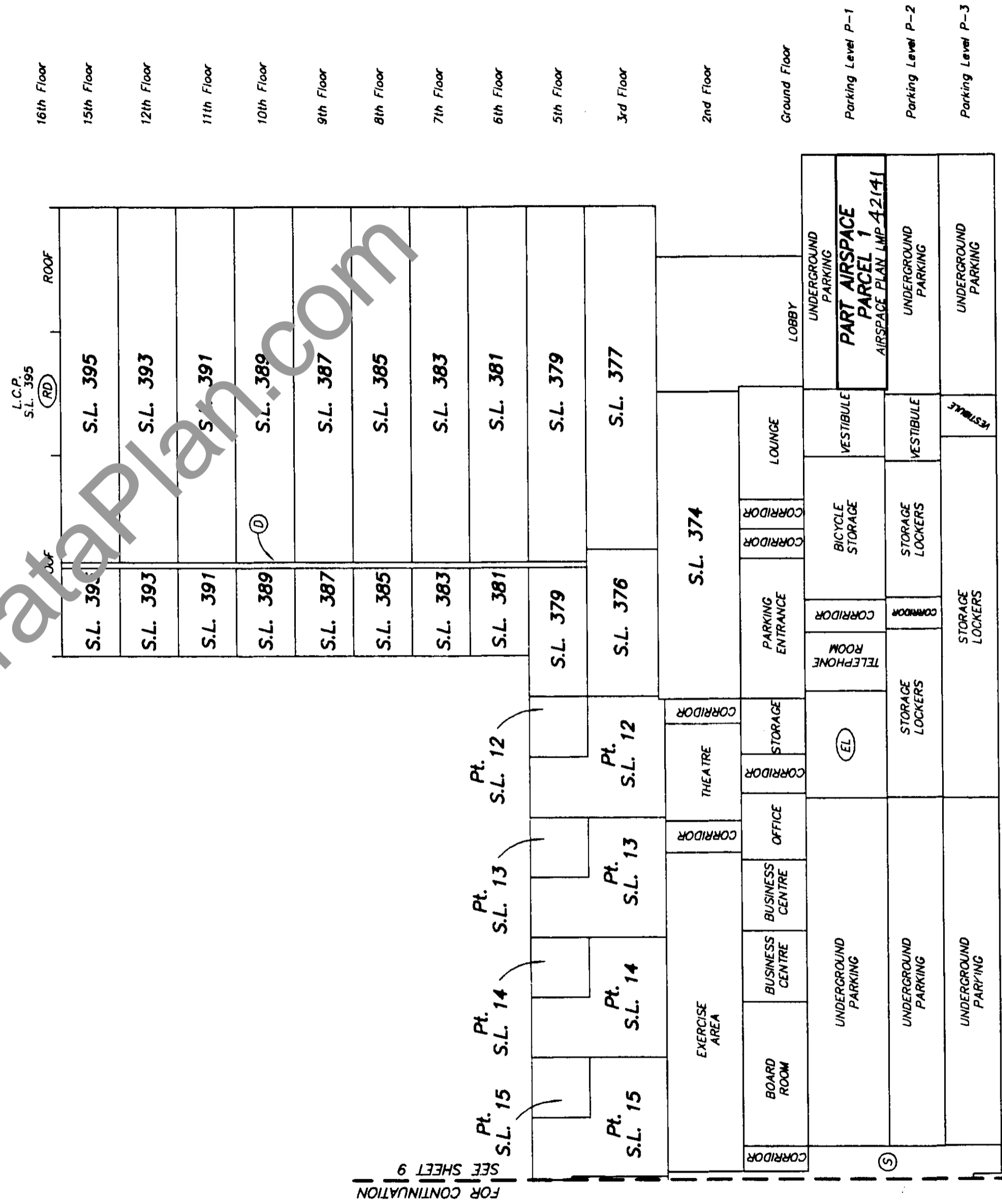
*(Signature)*  
 GARY C. SUNDVICK, B.C.L.S.  
 19th APRIL 1999  
 BUTLER, SUNDVICK & ASSOCIATES  
 FILE: 96-646 DWG: 96646-6F

SECTION B-B'

SCALE 1:200 DISTANCES ARE METRIC

STRATA PLAN LMS 3903 SHEET 10 OF 125

MID-RISE



FOR CONTINUATION SEE SHEET 9

GARY C. SUNDVICK, B.C.L.S.  
19th APRIL 1999  
BUTLER, SUNDVICK & ASSOCIATES  
FILE: 96-646 DWG.: 96646-6F

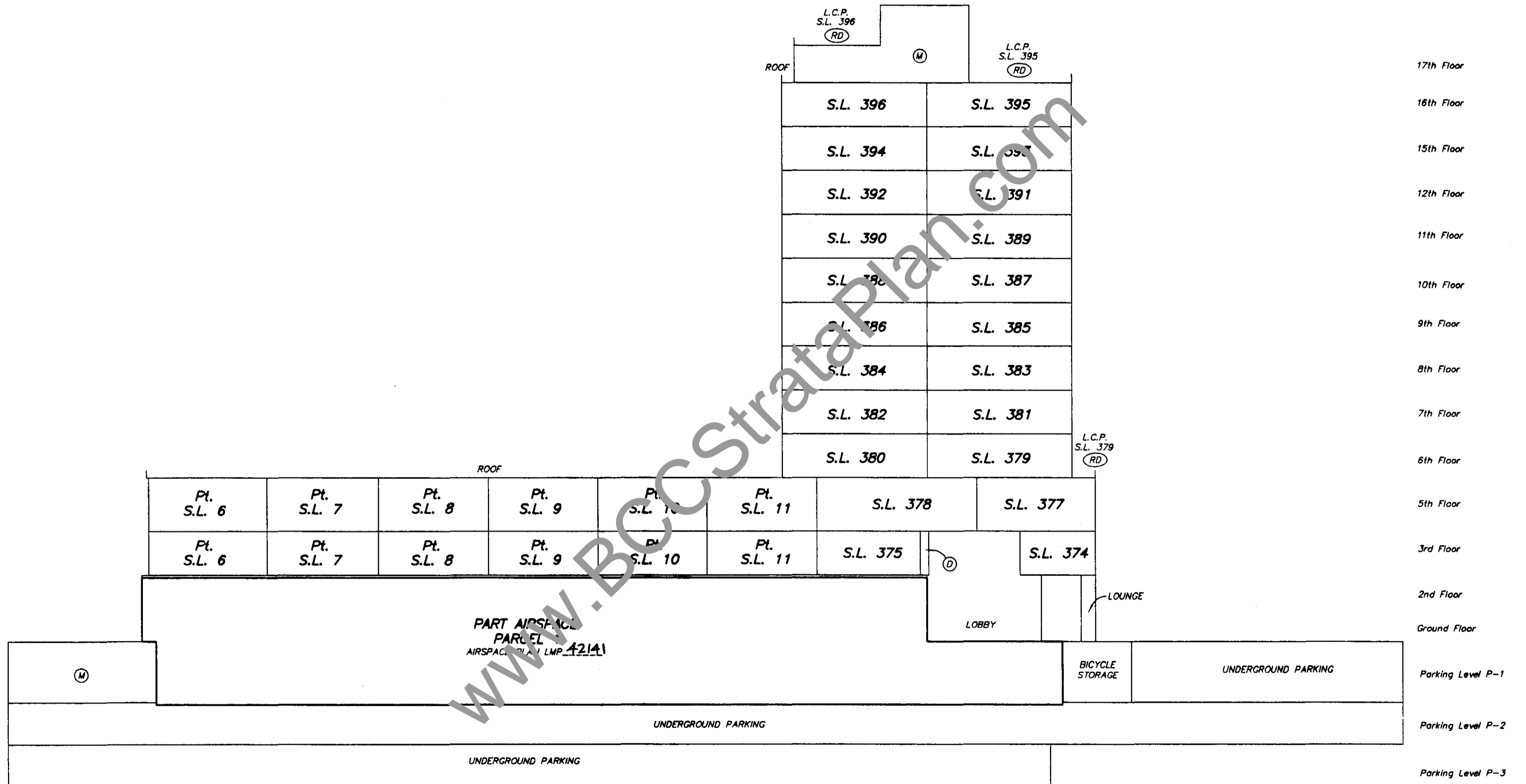
**SECTION C-C'**

**STRATA PLAN LMS 3903**

SHEET 11 OF 125

0 5 10 15  
SCALE 1:200 DISTANCES ARE METRIC

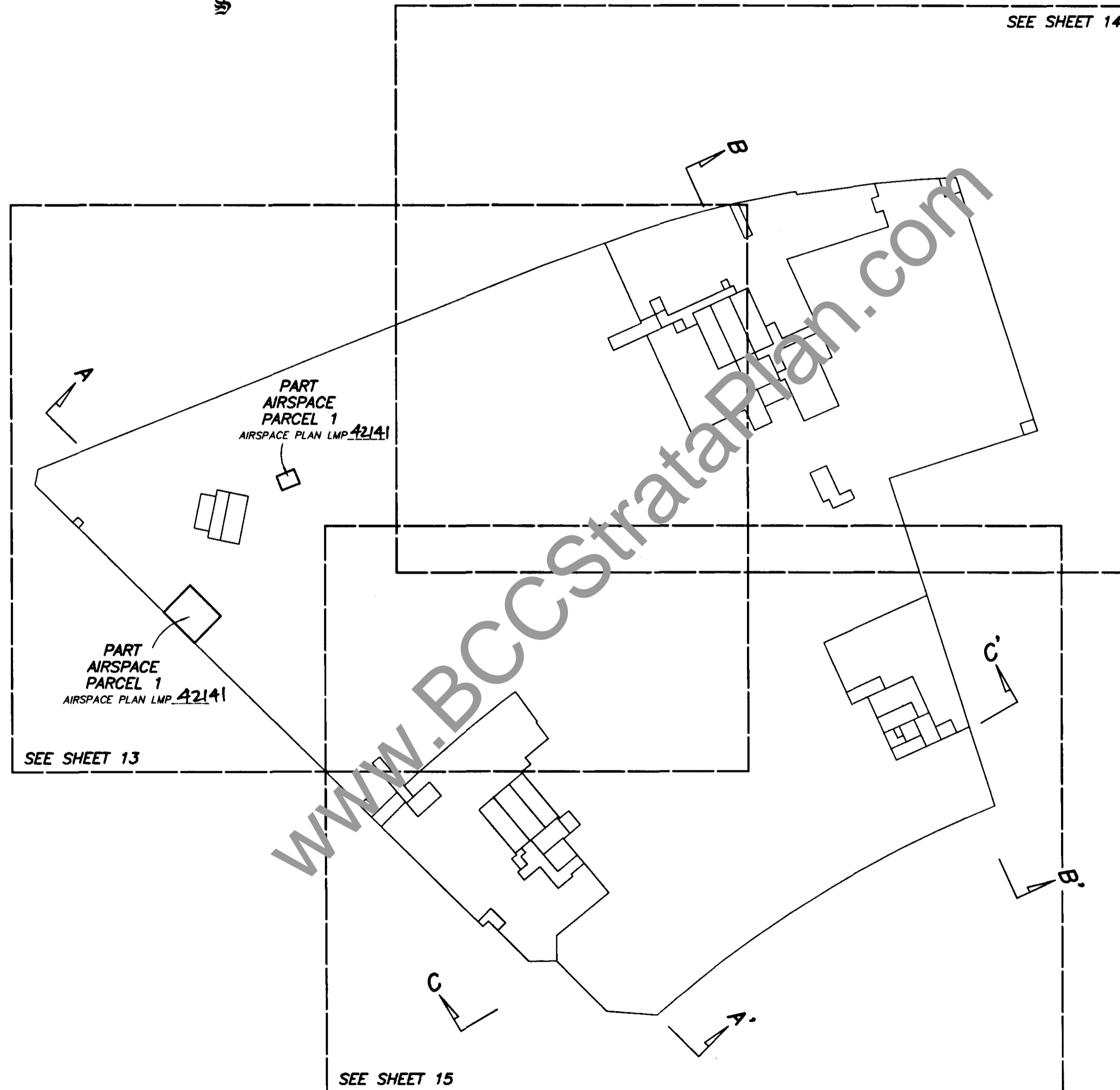
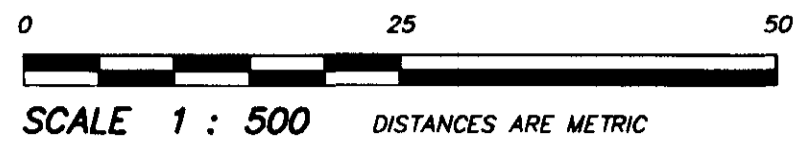
**MID-RISE**



*GS*  
 GARY C. SUNDVICK, B.C.L.S.  
 19th APRIL 1999  
 BUTLER, SUNDVICK & ASSOCIATES  
 FILE: 96-646 DWG: 96646-6F

# PARKING LEVEL P-3

SHEET 12 OF 125  
STRATA PLAN LMS 3903

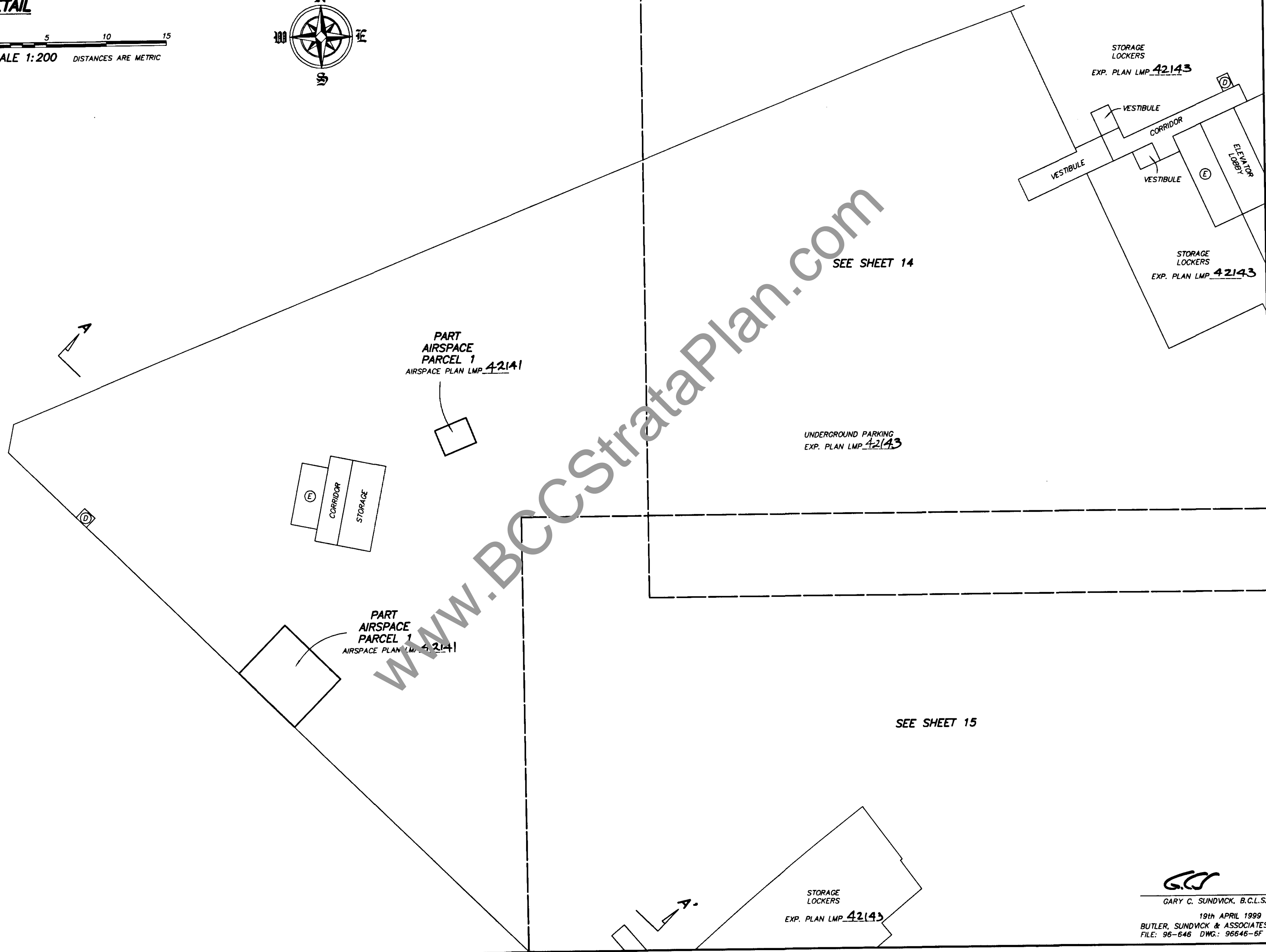

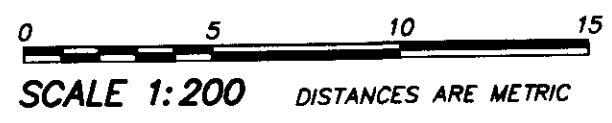


GARY C. SUNDVICK, B.C.L.S.  
19th APRIL 1999  
BUTLER, SUNDVICK & ASSOCIATES  
FILE: 96-646 DWG.: 96646-6F

SHEET 13 OF 125

# STRATA PLAN LMS 3903

## PARKING LEVEL P-3 DETAIL

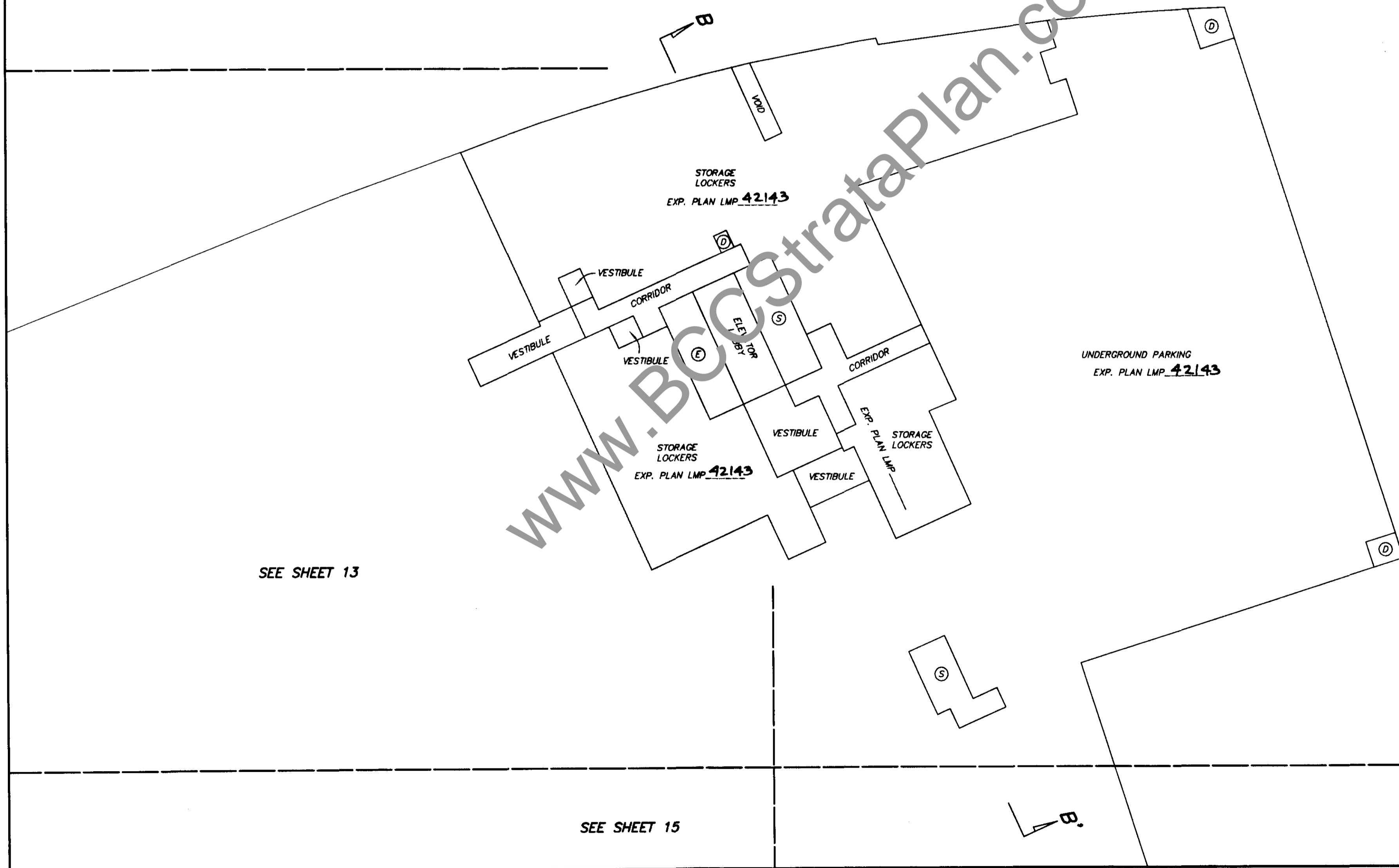


**GCS**  
 GARY C. SUNDVICK, B.C.L.S.  
 19th APRIL 1999  
 BUTLER, SUNDVICK & ASSOCIATES  
 FILE: 96-646 DWG: 96646-6F

**PARKING LEVEL P-3  
DETAIL**


SHEET 14 OF 125  
**STRATA PLAN LMS 3903**

0 5 10 15  
SCALE 1:200 DISTANCES ARE METRIC



SEE SHEET 13

SEE SHEET 15

  
GARY C. SUNDVICK, B.C.L.S.  
15th MARCH 1999  
BUTLER, SUNDVICK & ASSOCIATES  
FILE: 96-646 DWG: 96646-6F

**PARKING LEVEL P-3  
DETAIL**

0 5 10 15  
SCALE 1:200 DISTANCES ARE METRIC

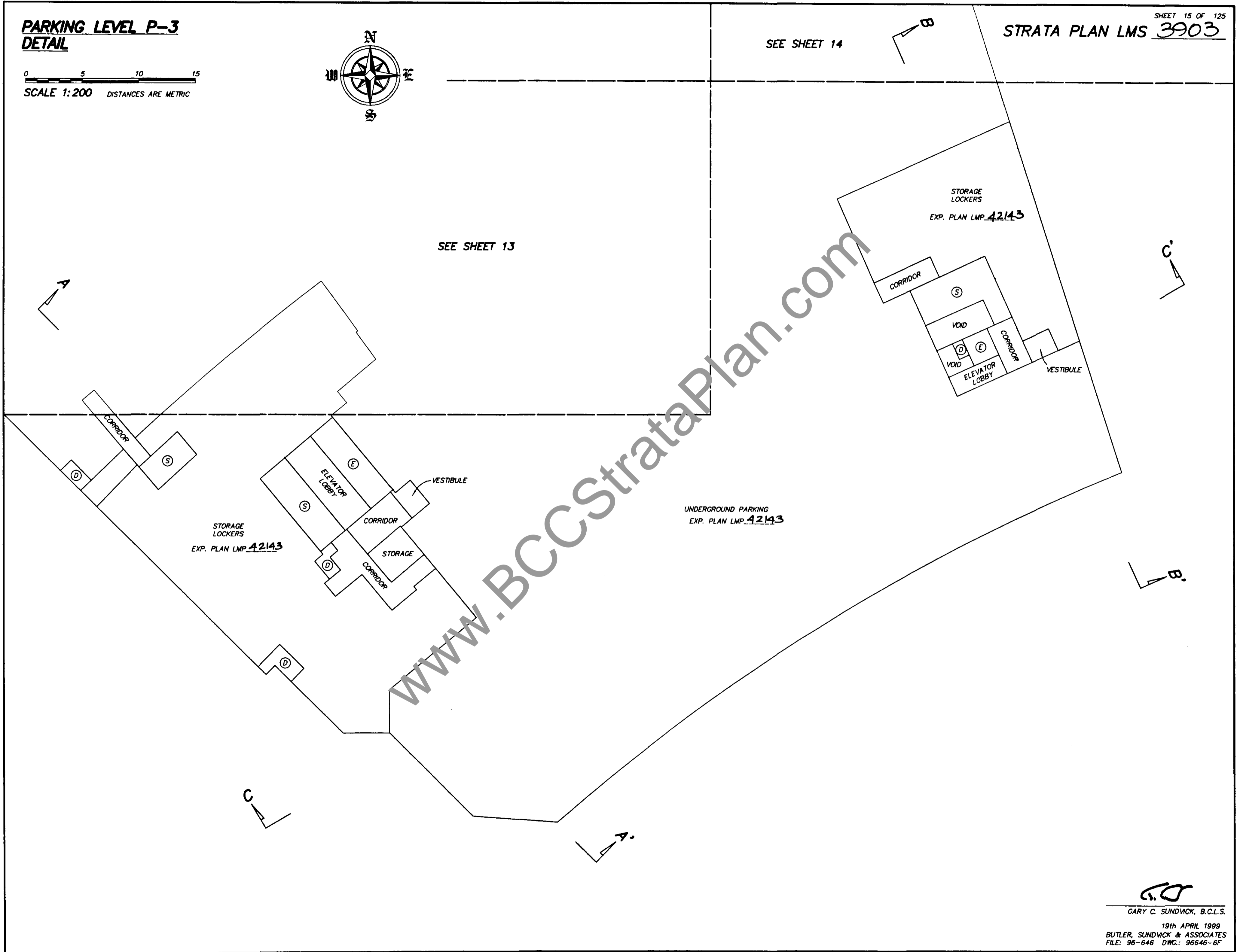



SHEET 15 OF 125

STRATA PLAN LMS 3903

SEE SHEET 14

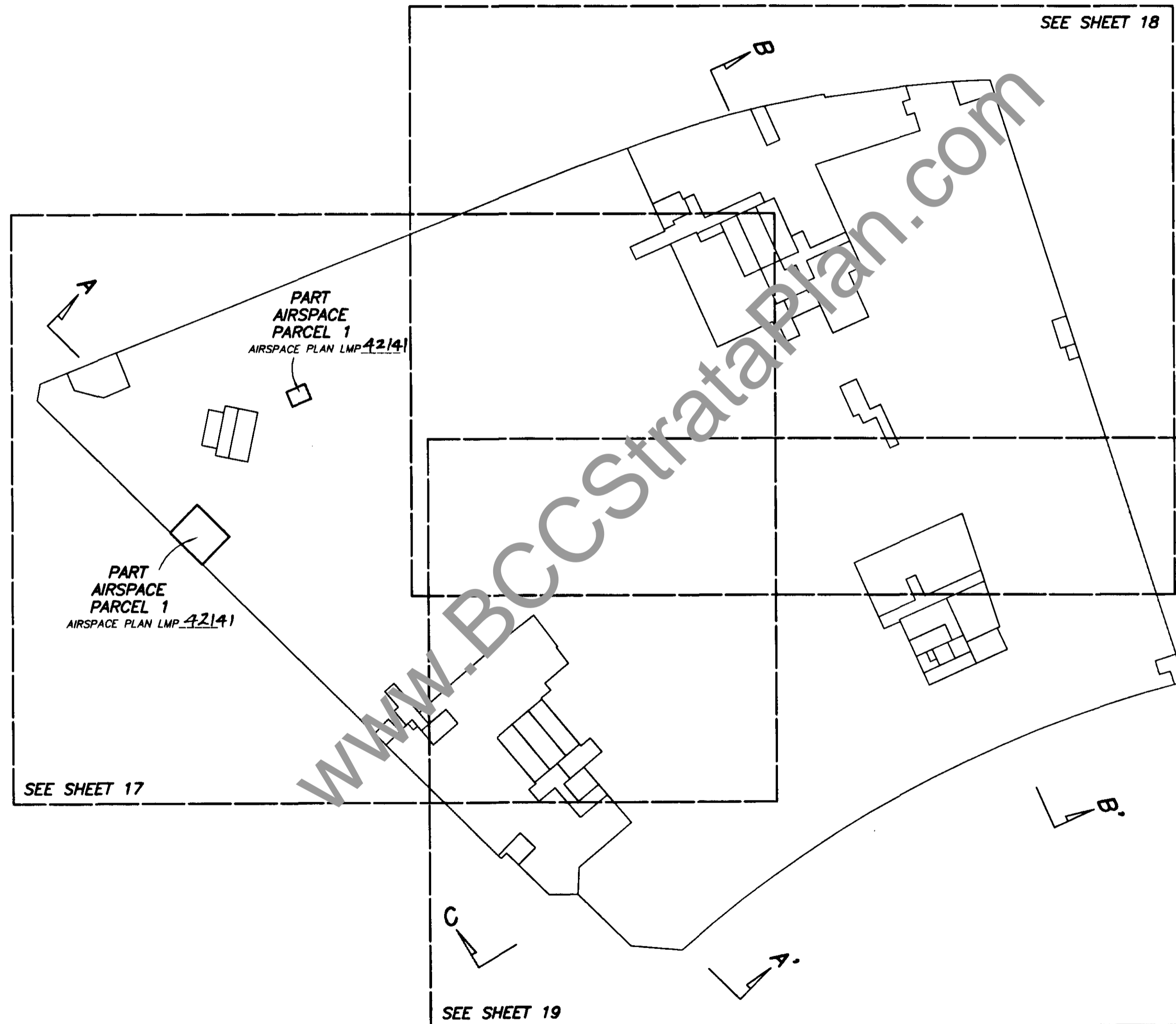

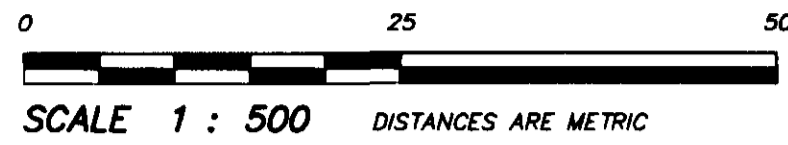
SEE SHEET 13




  
GARY C. SUNDVICK, B.C.L.S.  
19th APRIL 1999  
BUTLER, SUNDVICK & ASSOCIATES  
FILE: 96-646 DWG.: 96646-6F

**PARKING LEVEL P-2**

SHEET 16 OF 125  
**STRATA PLAN LMS 3903**




  
GARY C. SUNDVICK, B.C.L.S.  
19th APRIL 1999  
BUTLER, SUNDVICK & ASSOCIATES  
FILE: 96-646 DWG.: 96646-6F



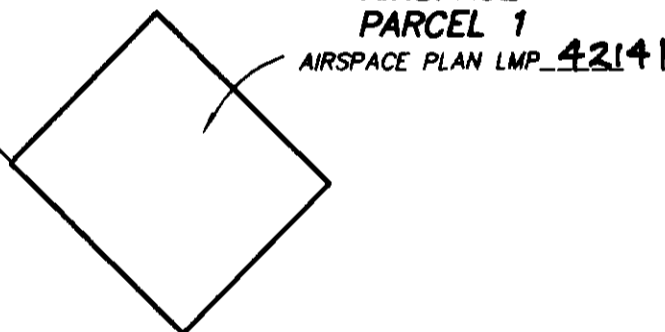
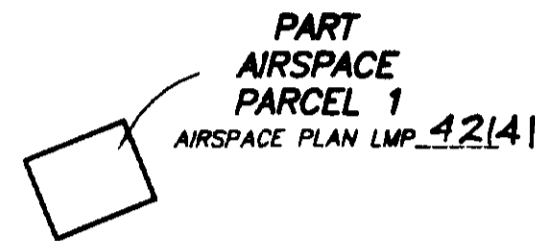
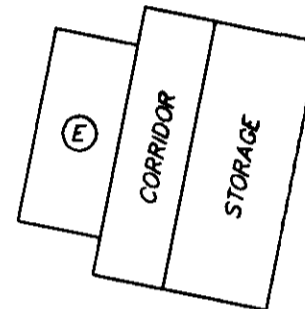
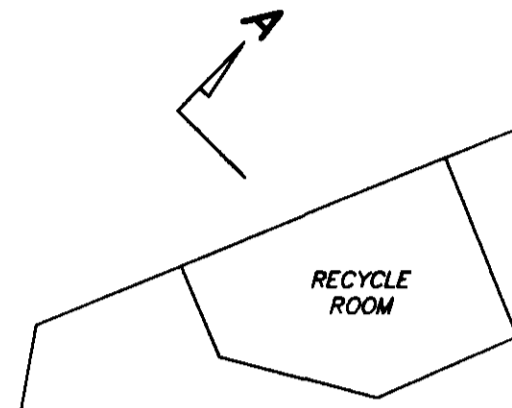
**PARKING LEVEL P-2  
DETAIL**

0 5 10 15  
SCALE 1:200 DISTANCES ARE METRIC




SHEET 17 OF 125

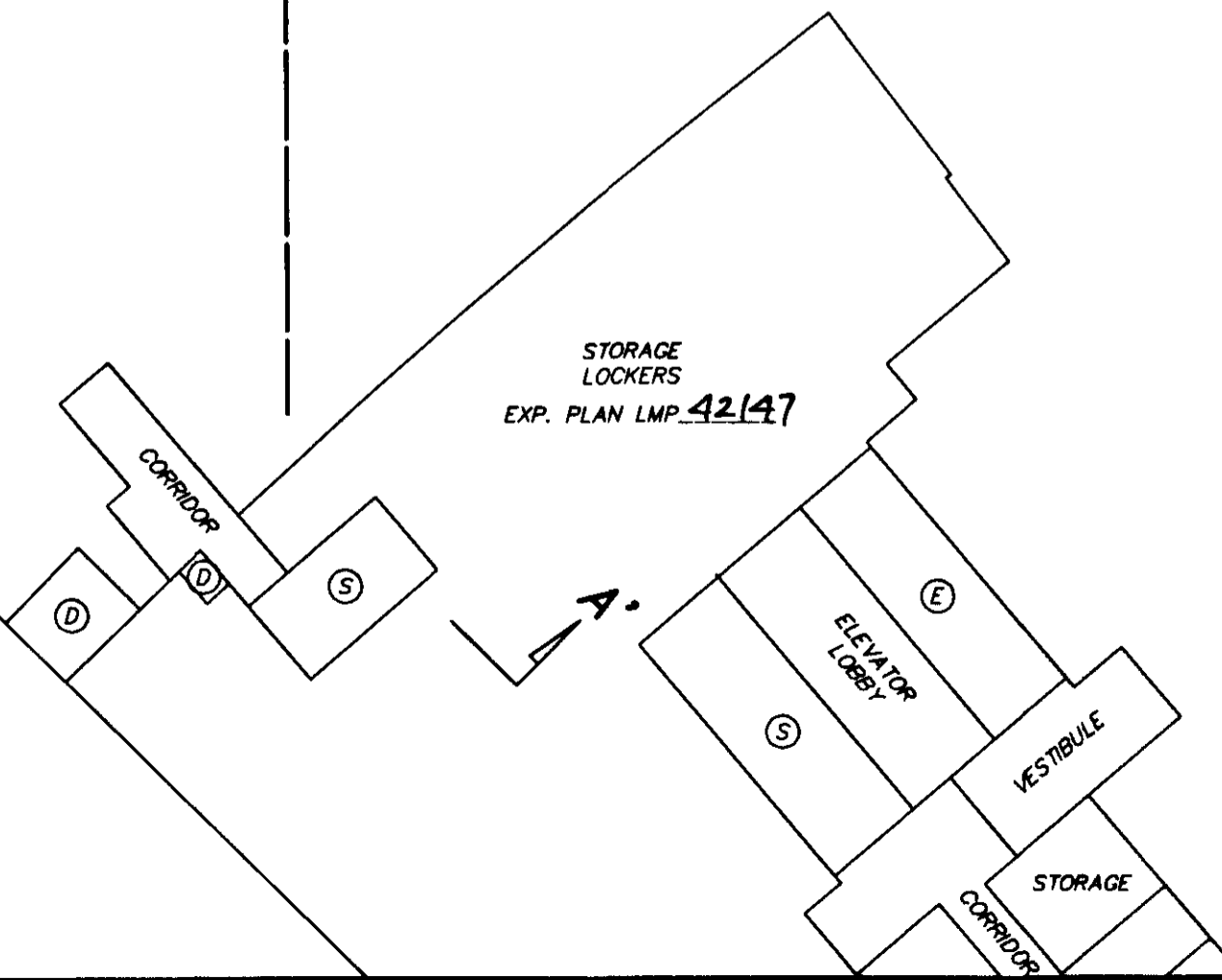
**STRATA PLAN LMS 3903**



SEE SHEET 18



SEE SHEET 19



WWW.BCCStrataPlan.com

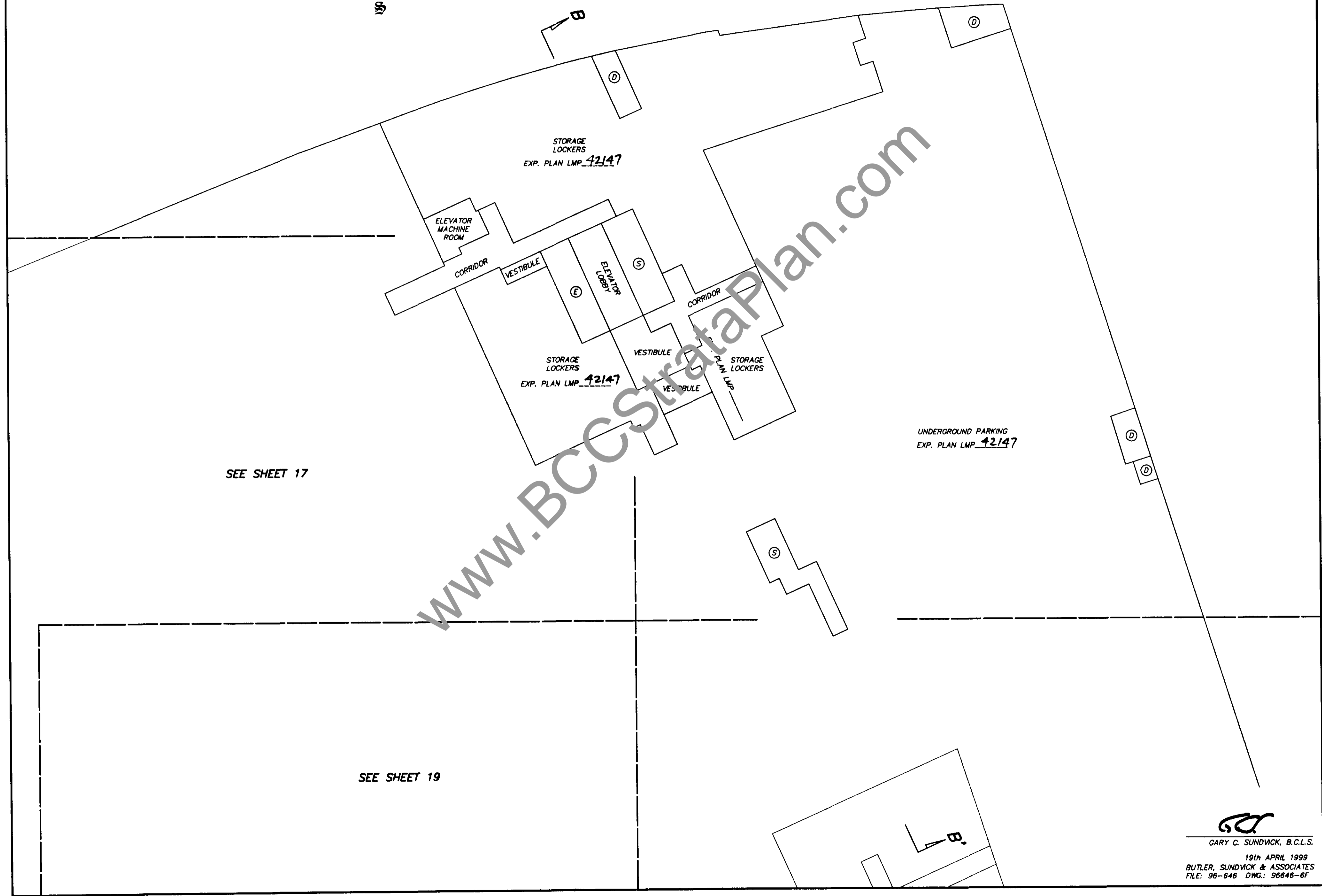


GARY C. SUNDVICK, B.C.L.S.  
19th APRIL 1999  
BUTLER, SUNDVICK & ASSOCIATES  
FILE: 98-646 DWG.: 98646-6F

**PARKING LEVEL P-2  
DETAIL**

SHEET 18 OF 125  
**STRATA PLAN LMS 3903**

0 5 10 15  
**SCALE 1:200** DISTANCES ARE METRIC



SEE SHEET 17


SEE SHEET 19



**GARY C. SUNDVICK, B.C.L.S.**  
19th APRIL 1999  
BUTLER, SUNDVICK & ASSOCIATES  
FILE: 96-646 DWG.: 96646-6F

**PARKING LEVEL P-2  
DETAIL**

0 5 10 15  
SCALE 1:200 DISTANCES ARE METRIC



SHEET 19 OF 125

**STRATA PLAN LMS 3903**

SEE SHEET 18

SEE SHEET 17

STORAGE  
LOCKERS  
EXP. PLAN LMP 42147

CORRIDOR

(S)

VOID

VOID

VOID

(D) (E)

ELEVATOR  
LOBBY

STORAGE  
LOCKERS  
EXP. PLAN LMP 42147

(S)

VOID

VOID

VOID

VESTIBULE

(D)

UNDERGROUND PARKING  
EXP. PLAN LMP 42147

STORAGE  
LOCKERS  
EXP. PLAN LMP 42147

(S)

(S)

(S)

(D)

(E)

VESTIBULE

STORAGE

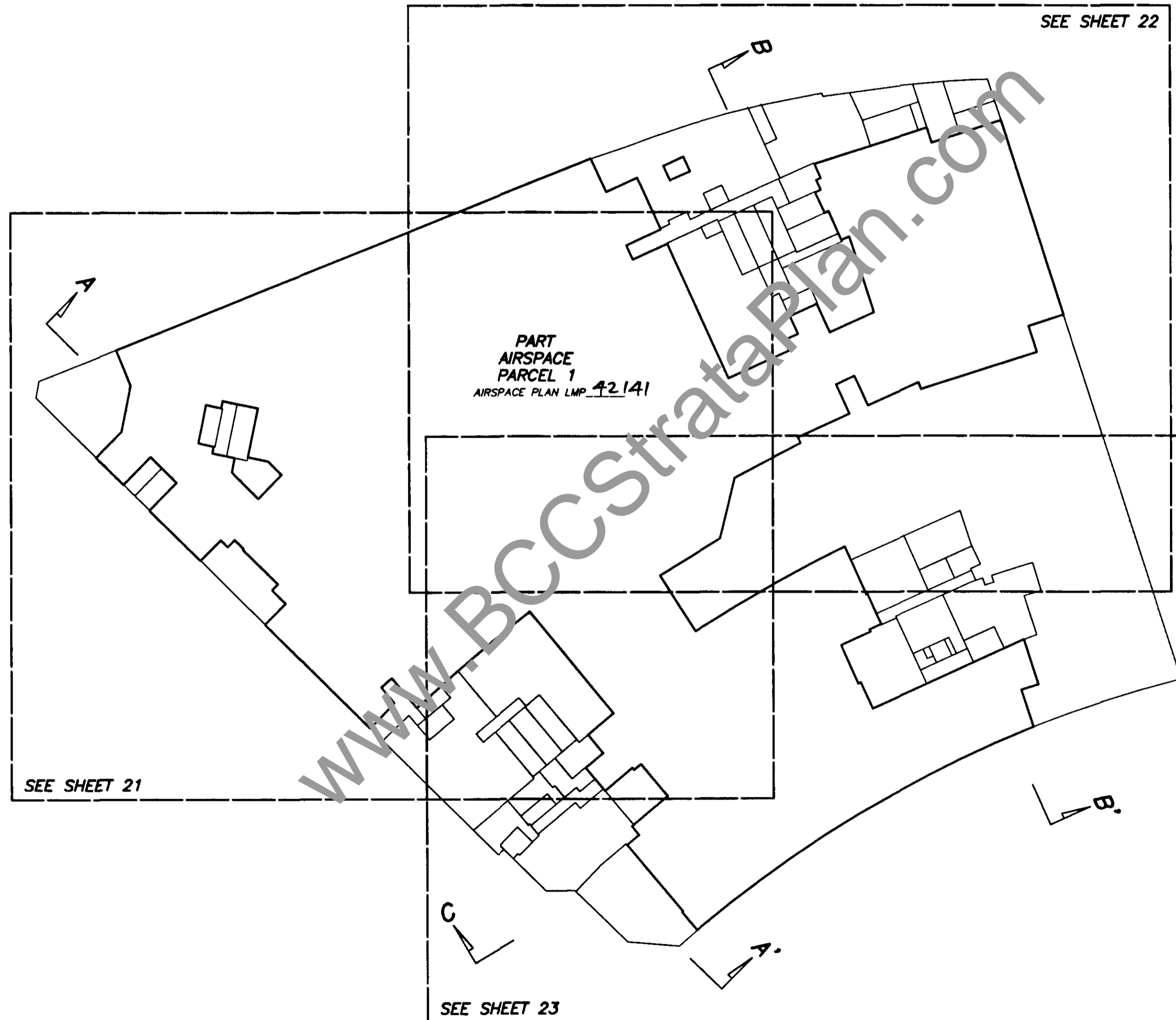
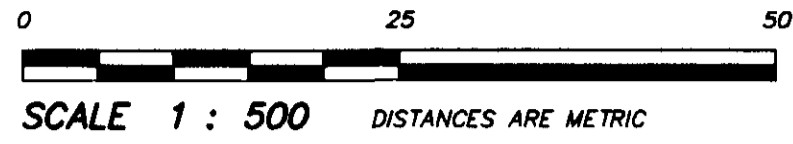
CORRIDOR




GARY C. SUNDVICK, B.C.L.S.  
19th APRIL 1999  
BUTLER, SUNDVICK & ASSOCIATES  
FILE: 96-646 DWG: 96646-6F

**PARKING LEVEL P-1**


SHEET 20 OF 125  
**STRATA PLAN LMS 3903**



  
GARY C. SUNDVICK, B.C.L.S.  
19th APRIL 1999  
BUTLER, SUNDVICK & ASSOCIATES  
FILE: 96-646 DWG.: 96646-6F

**PARKING LEVEL P-1  
DETAIL**

0 5 10 15  
SCALE 1:200 DISTANCES ARE METRIC



SHEET 21 OF 125

**STRATA PLAN LMS 3903**

SEE SHEET 22

PART  
AIRSPACE PARCEL 1  
AIRSPACE PLAN LMF 42141

RAMP

SEE SHEET 23

WWW.BCCStrataPlan.com



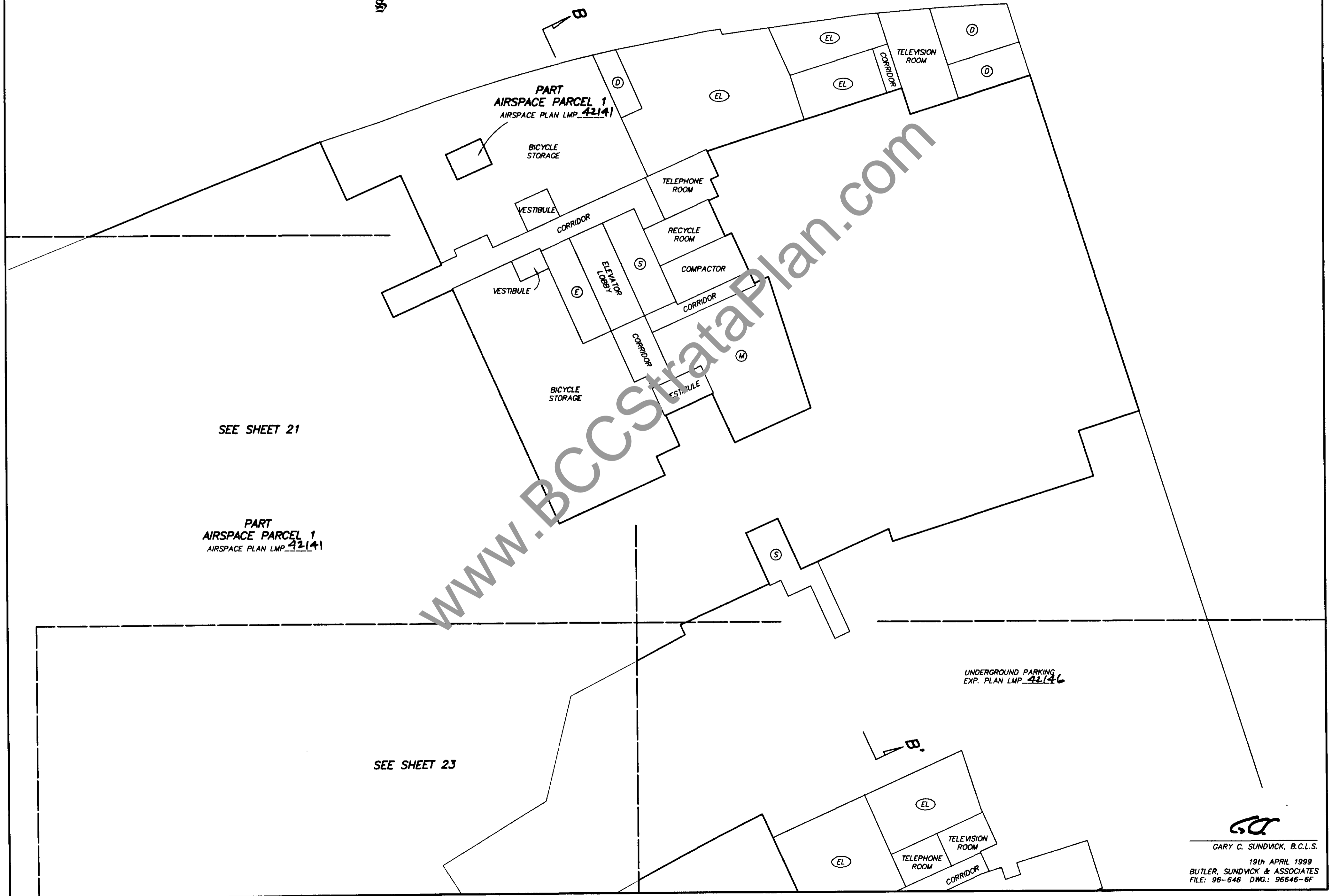
GARY C. SUNDVICK, B.C.L.S.

19th APRIL 1999  
BUTLER, SUNDVICK & ASSOCIATES  
FILE: 96-646 DWG.: 96646-6F

**PARKING LEVEL P-1  
DETAIL**

SHEET 22 OF 125  
**STRATA PLAN LMS 3903**

0 5 10 15  
SCALE 1:200 DISTANCES ARE METRIC




SEE SHEET 21

PART  
AIRSPACE PARCEL 1  
AIRSPACE PLAN LMP 42141


SEE SHEET 23

UNDERGROUND PARKING  
EXP. PLAN LMP 42146

  
GARY C. SUNDVICK, B.C.L.S.  
19th APRIL 1999  
BUTLER, SUNDVICK & ASSOCIATES  
FILE: 96-646 DWG.: 96646-6F

**PARKING LEVEL P-1  
DETAIL**

0 5 10 15  
SCALE 1:200 DISTANCES ARE METRIC



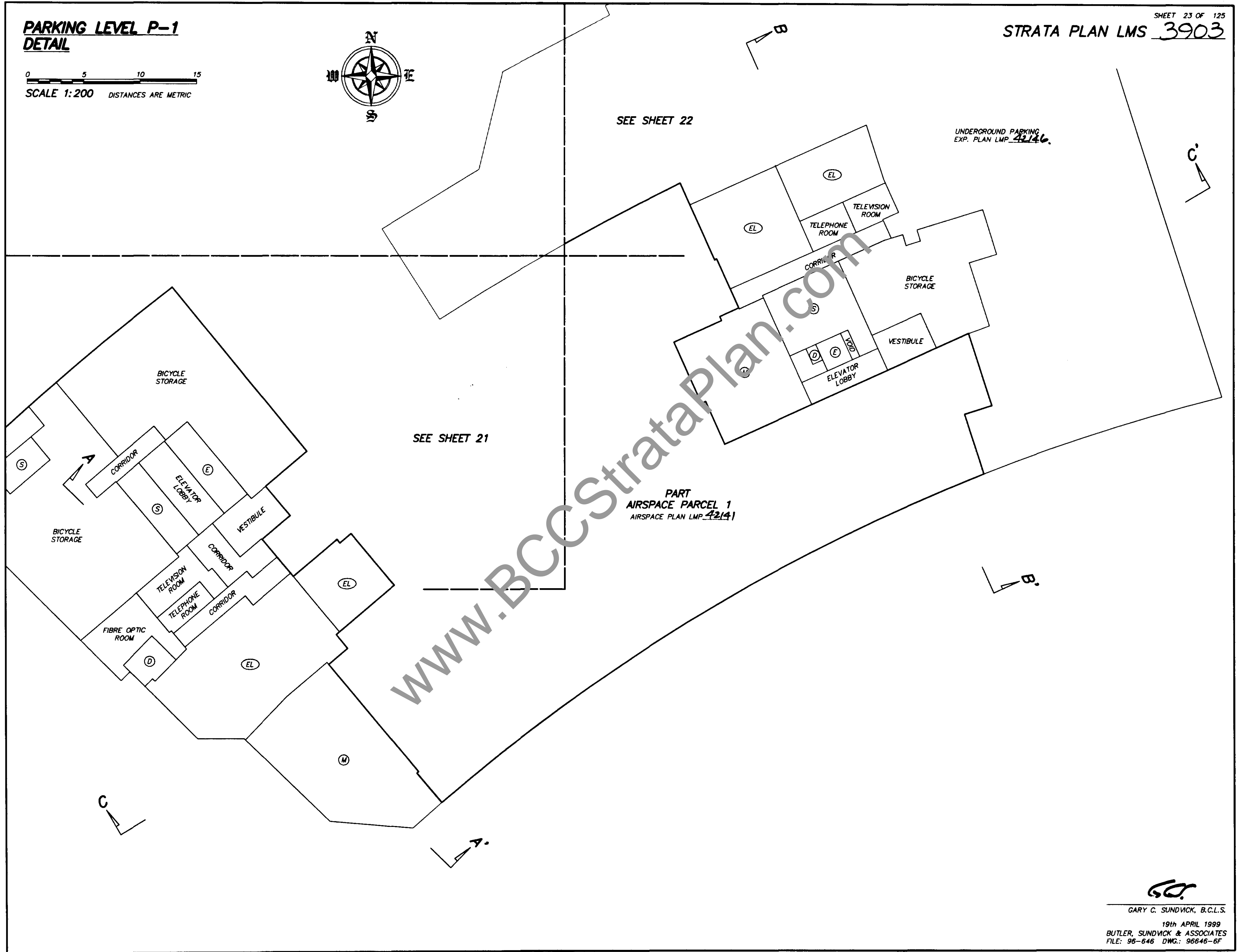
SHEET 23 OF 125  
**STRATA PLAN LMS 3903**

SEE SHEET 22

UNDERGROUND PARKING  
EXP. PLAN LMP 42146

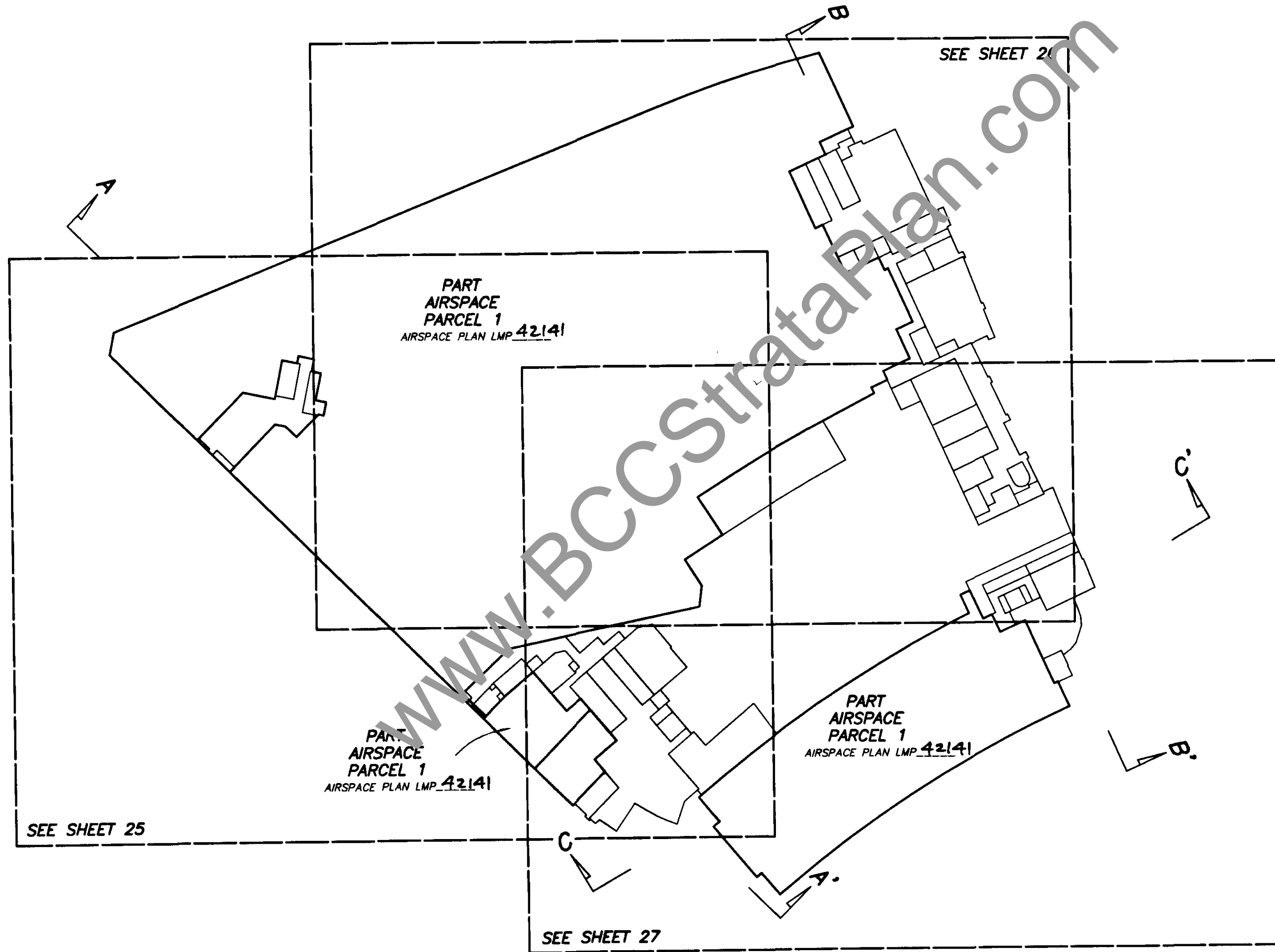

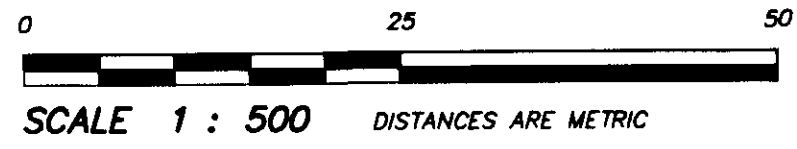
SEE SHEET 21

PART  
AIRSPACE PARCEL 1  
AIRSPACE PLAN LMP 42141



GARY C. SUNDVICK, B.C.L.S.  
19th APRIL 1999  
BUTLER, SUNDVICK & ASSOCIATES  
FILE: 96-646 DWG: 96646-6F

**GROUND FLOOR**



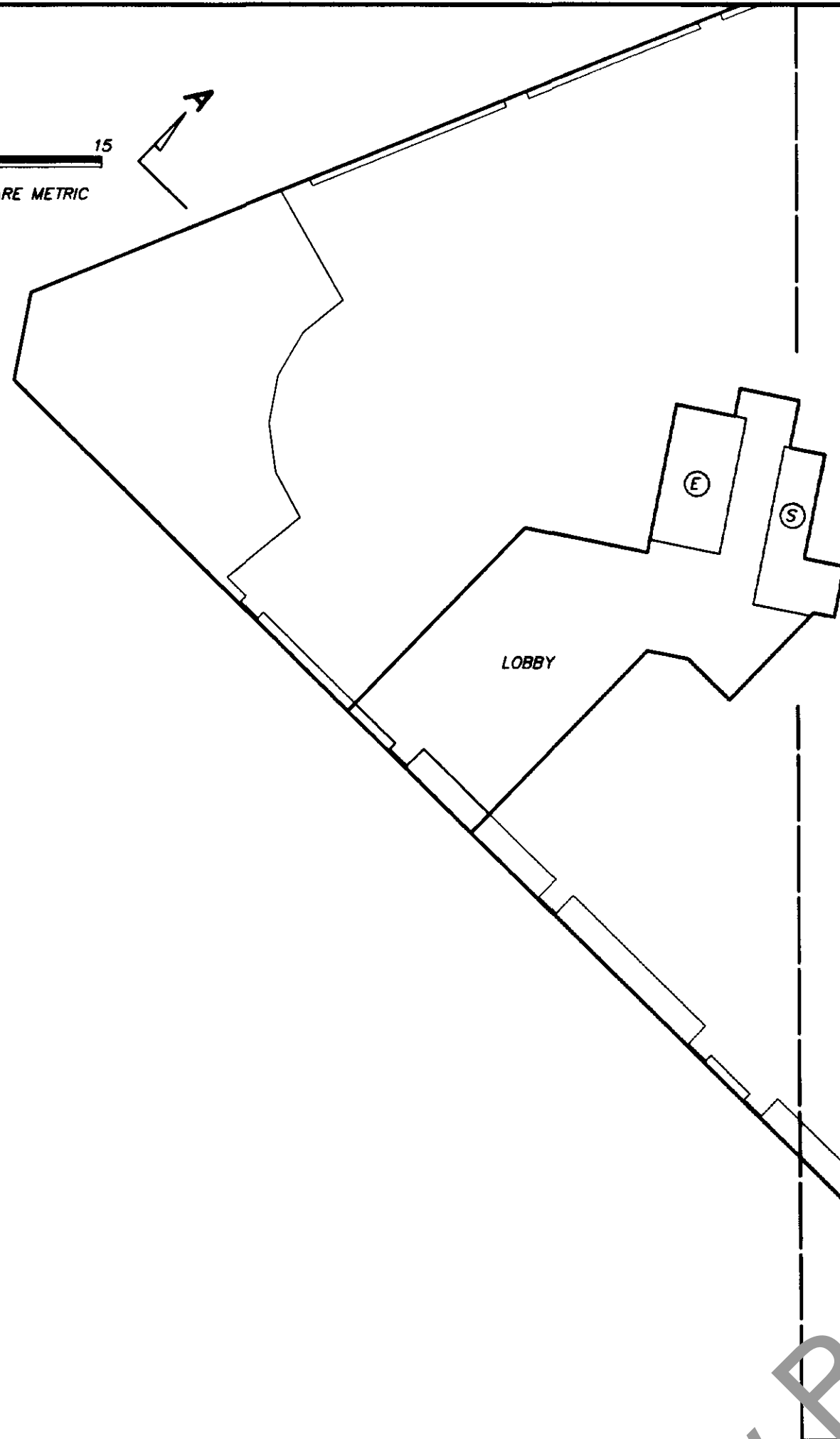
GARY C. SUNDVICK, B.C.L.S.  
19th APRIL 1999  
BUTLER, SUNDVICK & ASSOCIATES  
FILE: 95-646 DWG.: 96646-6F



**GROUND FLOOR  
DETAIL**

SHEET 25 OF 125  
**STRATA PLAN LMS 3903**

0 5 10 15  
SCALE 1:200 DISTANCES ARE METRIC



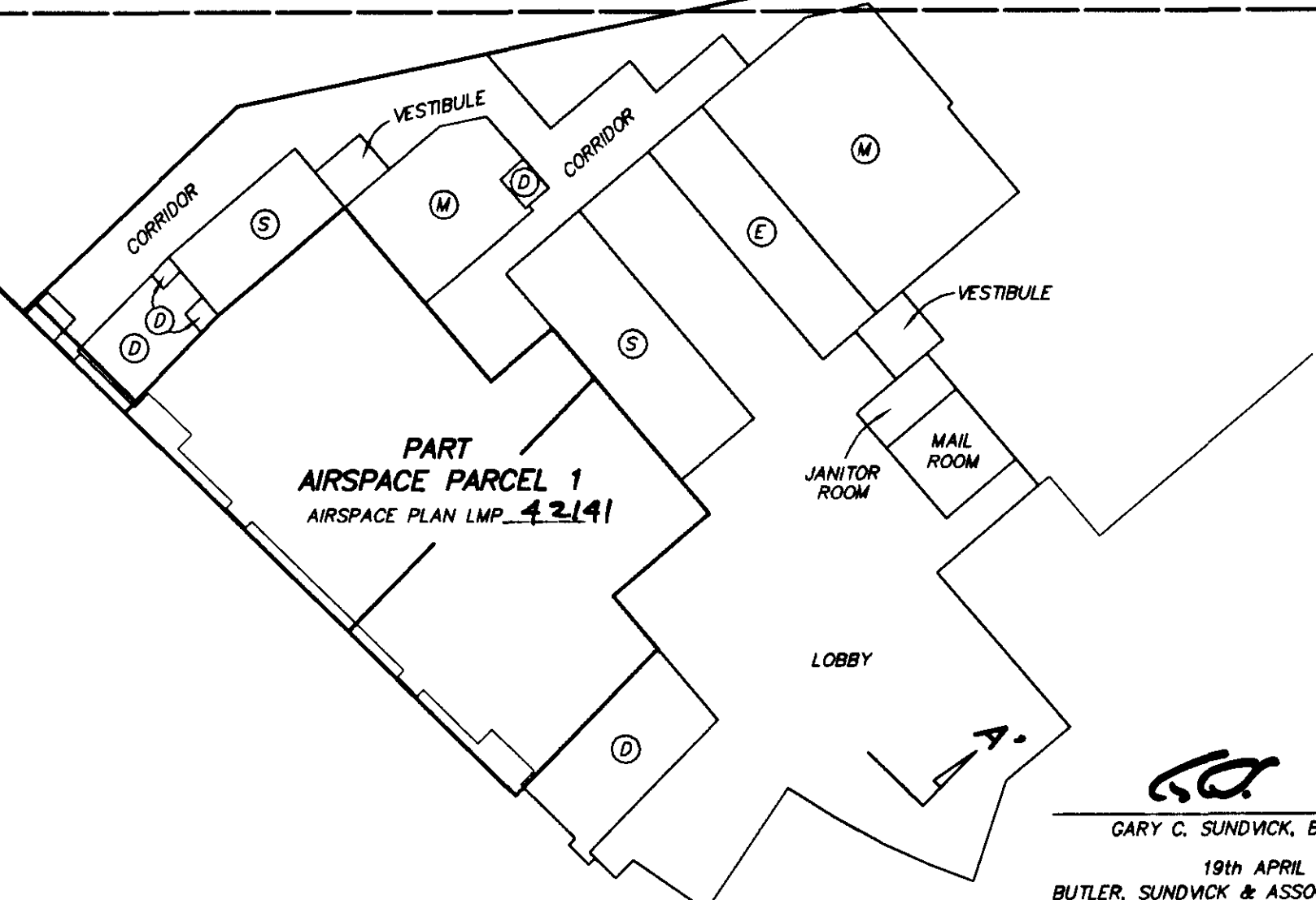
SEE SHEET 26

PART  
AIRSPACE PARCEL 1  
AIRSPACE PLAN LMP 42141

SEE SHEET 27

RAMP

WWW.BCCStrataPlan.com



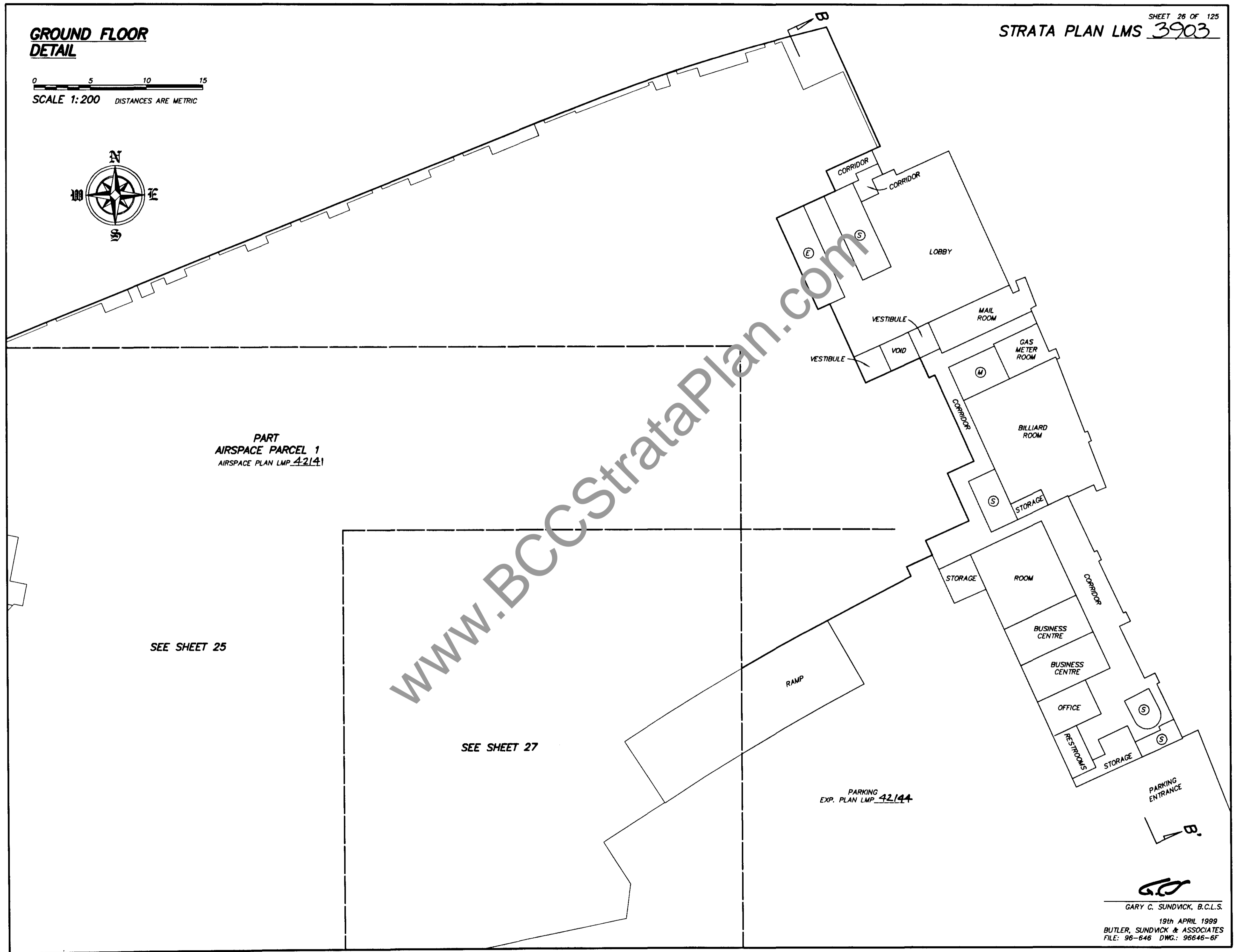
PART  
AIRSPACE PARCEL 1  
AIRSPACE PLAN LMP 42141

GARY C. SUNDVICK, B.C.L.S.  
19th APRIL 1999  
BUTLER, SUNDVICK & ASSOCIATES  
FILE: 96-646 DWG.: 96646-6F

**GROUND FLOOR  
DETAIL**

SHEET 26 OF 125  
**STRATA PLAN LMS 3903**

0 5 10 15  
SCALE 1:200 DISTANCES ARE METRIC



PART  
AIRSPACE PARCEL 1  
AIRSPACE PLAN LMP 42141

SEE SHEET 25

SEE SHEET 27

PARKING  
EXP. PLAN LMP 42144



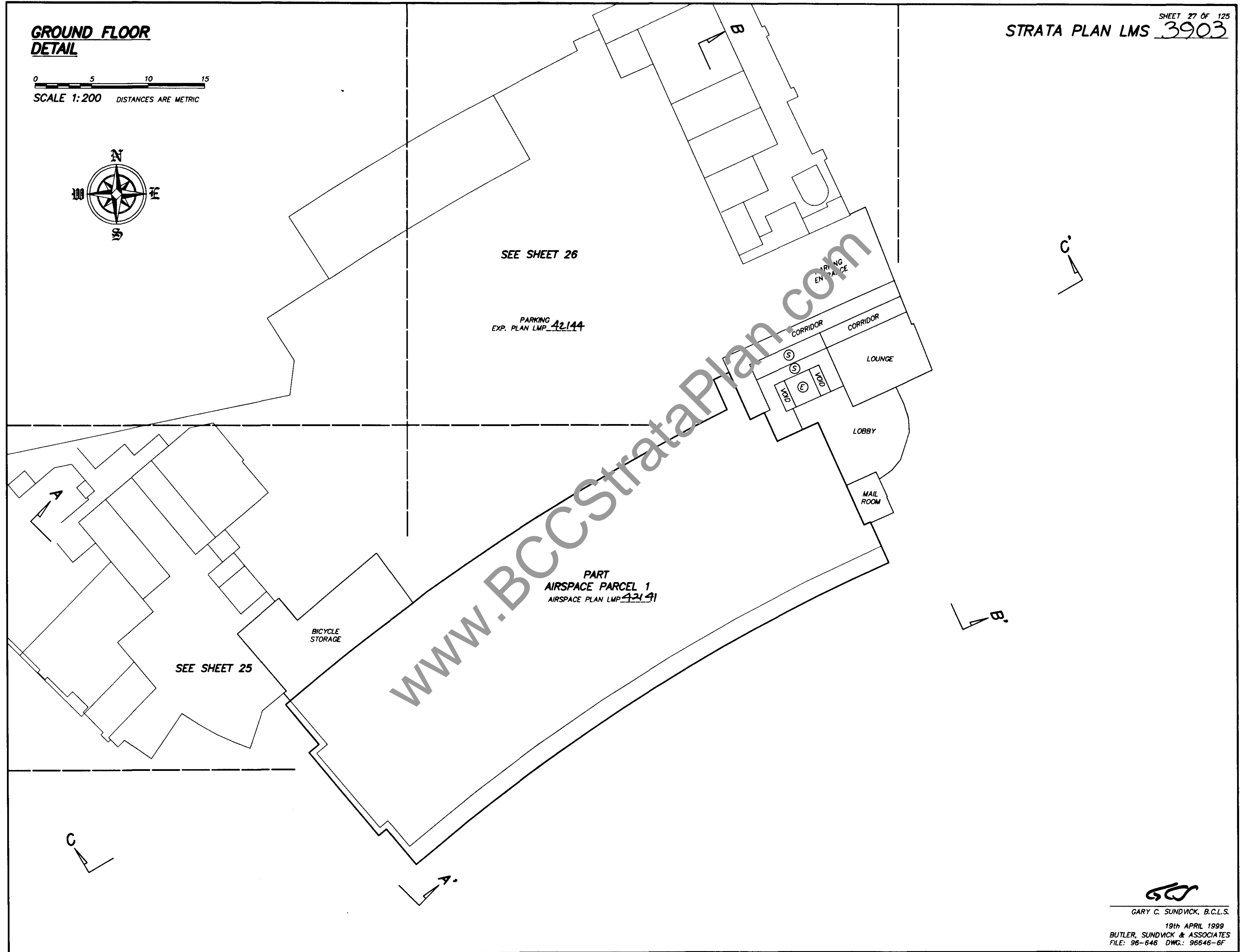
**G.S.**  
GARY C. SUNDVICK, B.C.L.S.  
19th APRIL 1999  
BUTLER, SUNDVICK & ASSOCIATES  
FILE: 96-646 DWG.: 96646-6F

**GROUND FLOOR  
DETAIL**

0 5 10 15  
SCALE 1:200 DISTANCES ARE METRIC



SHEET 27 OF 125  
**STRATA PLAN LMS 3903**



SEE SHEET 26

PARKING  
EXP. PLAN LMP 42144

PART  
AIRSPACE PARCEL 1  
AIRSPACE PLAN LMP 42141

BICYCLE  
STORAGE

SEE SHEET 25

ENTRANCE

CORRIDOR

CORRIDOR

LOUNGE

LOBBY

MAIL  
ROOM

VOID

VOID

VOID

C.

B.

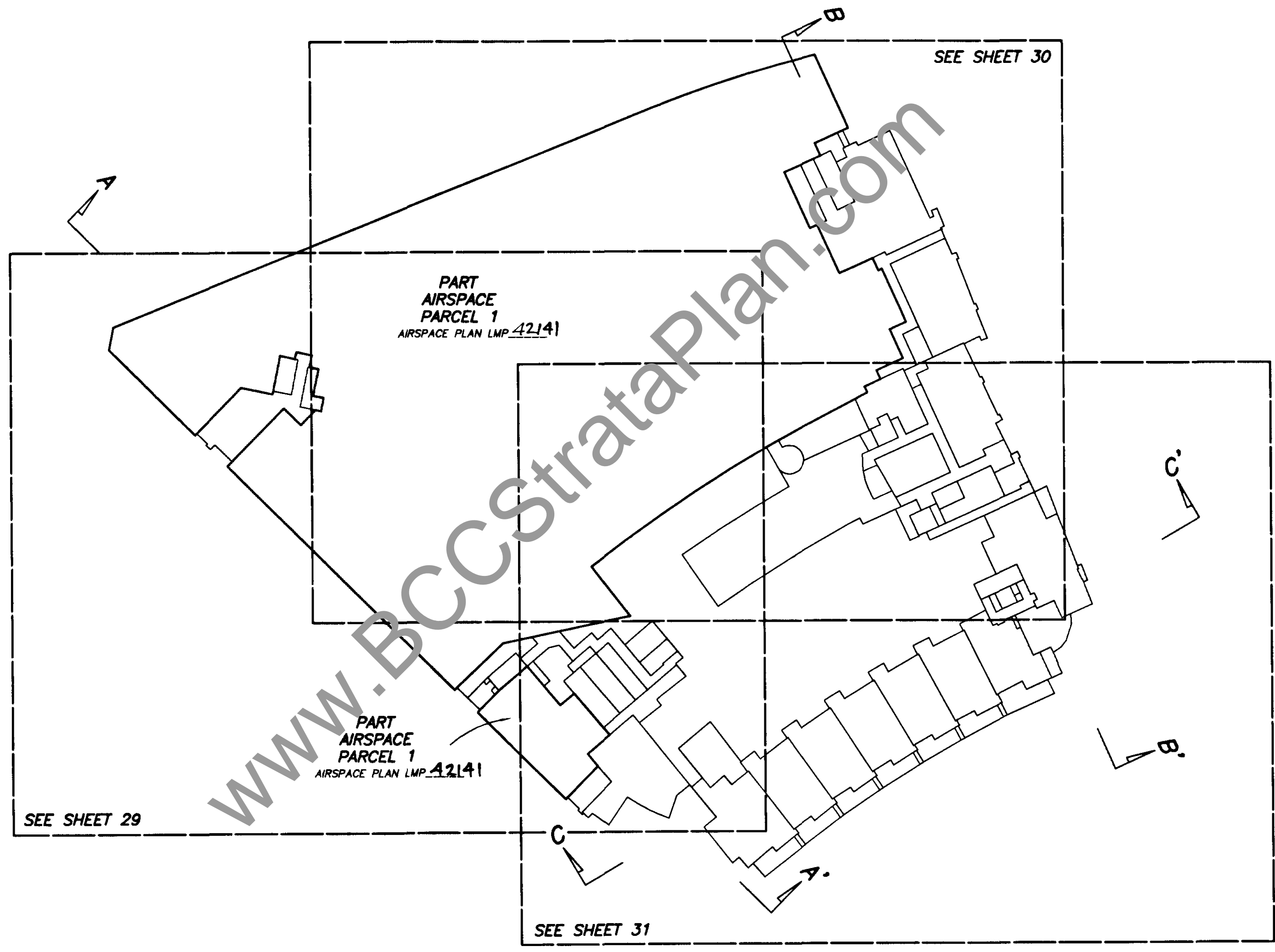

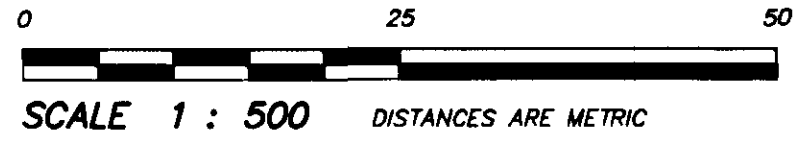
C.


A.

GARY C. SUNDVICK, B.C.L.S.  
19th APRIL 1999  
BUTLER, SUNDVICK & ASSOCIATES  
FILE: 96-646 DWG: 96646-6F

**2nd FLOOR**

SHEET 28 OF 125  
**STRATA PLAN LMS 3903**

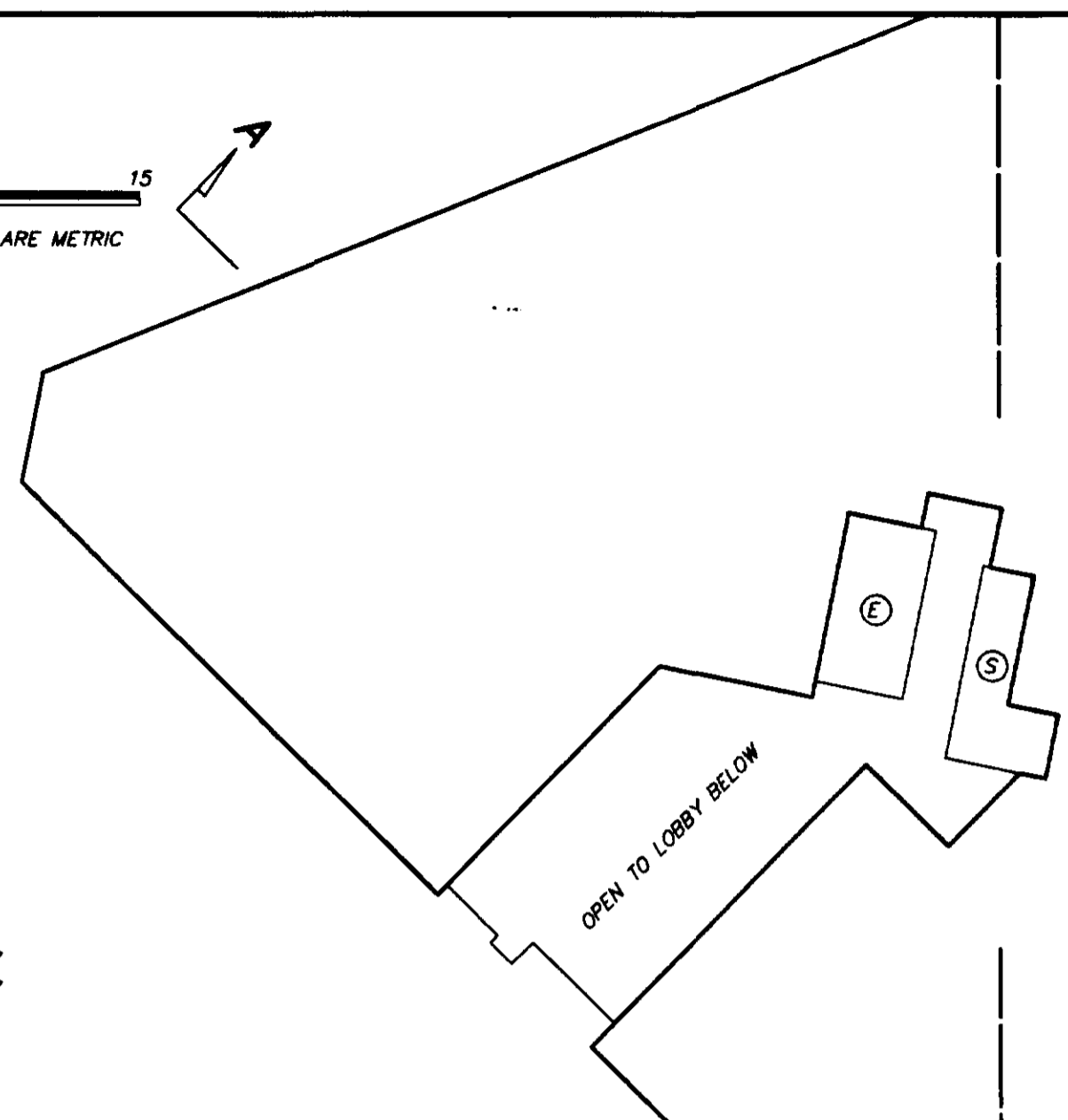



  
GARY C. SUNDVICK, B.C.L.S.  
19th APRIL 1999  
BUTLER, SUNDVICK & ASSOCIATES  
FILE: 96-646 DWG.: 96646-6F

**2nd FLOOR  
DETAIL**

SHEET 29 OF 125  
**STRATA PLAN LMS 3903**

0 5 10 15  
SCALE 1:200 DISTANCES ARE METRIC



PART  
AIRSPACE PARCEL 1  
AIRSPACE PLAN LMP 42141

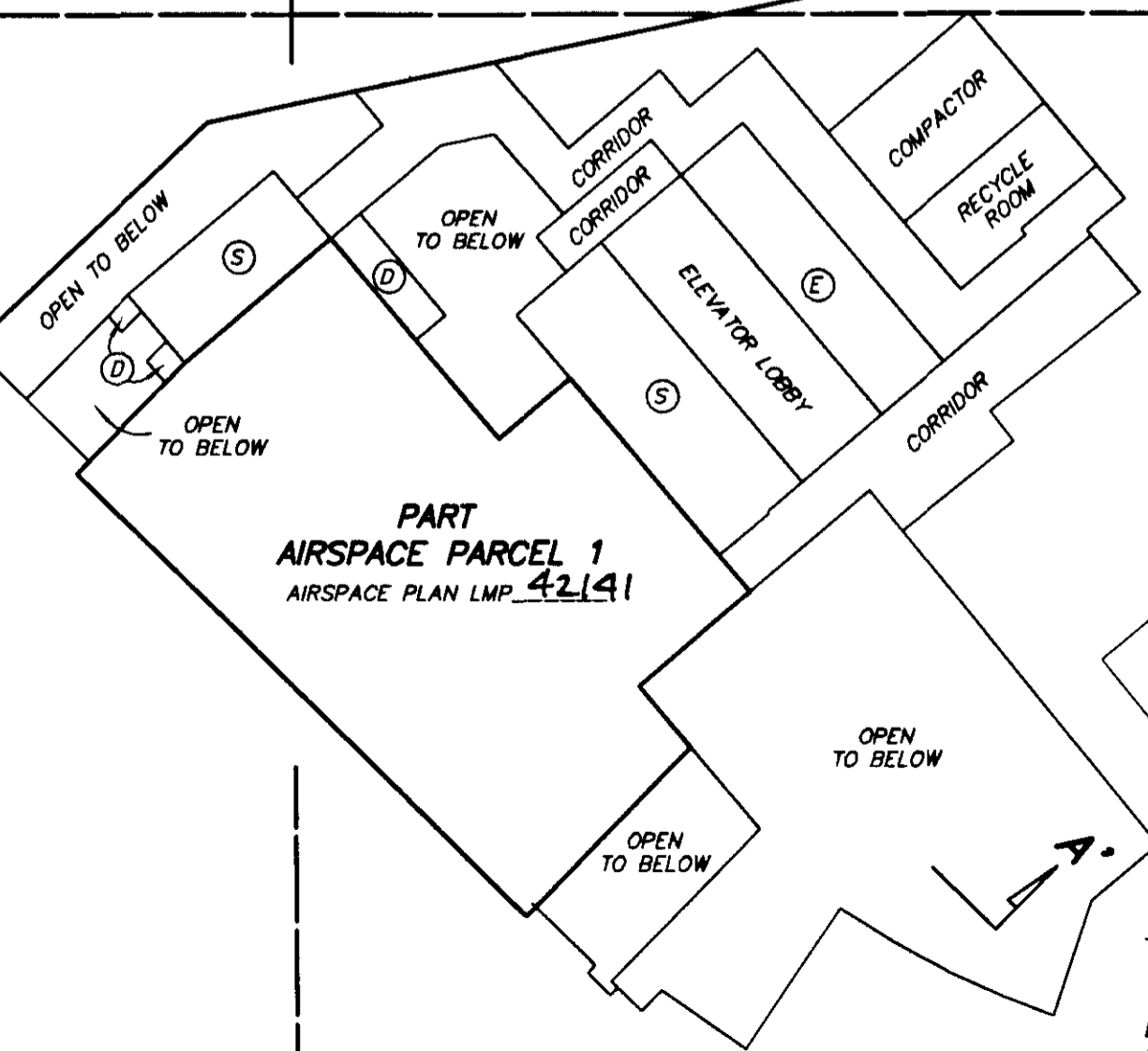
SEE SHEET 30

SEE SHEET 31

RAMP

POOL/  
WHIRLPOOL

WWW.BCCStrataplans.com



PART  
AIRSPACE PARCEL 1  
AIRSPACE PLAN LMP 42141

OPEN TO BELOW

OPEN TO BELOW



*GS*

GARY C. SUNDVICK, B.C.L.S.  
19th APRIL 1999  
BUTLER, SUNDVICK & ASSOCIATES  
FILE: 96-646 DWG.: 96646-6F

**2nd FLOOR  
DETAIL**

0 5 10 15  
SCALE 1:200 DISTANCES ARE METRIC



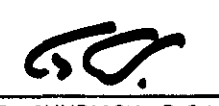
STRATA PLAN LMS 3903 SHEET 30 OF 125

PART  
AIRSPACE PARCEL 1  
AIRSPACE PLAN LMP 42141

SEE SHEET 29

SEE SHEET 31

PARKING  
EXP. PLAN LMP 42145

  
GARY C. SUNDVICK, B.C.L.S.  
19th APRIL 1999  
BUTLER, SUNDVICK & ASSOCIATES  
FILE: 96-646 DWG.: 96646-6F

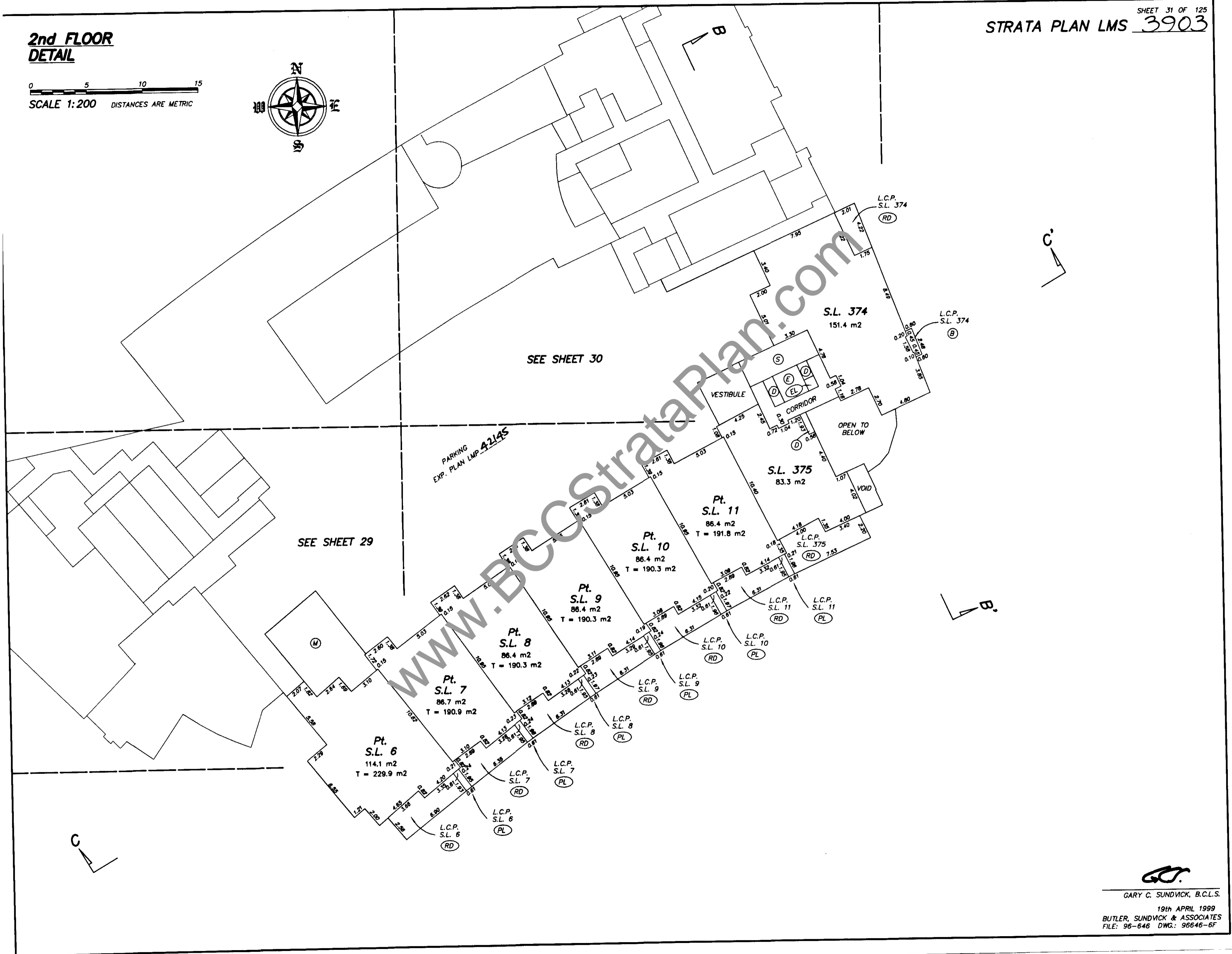
### 2nd FLOOR DETAIL

0 5 10 15  
SCALE 1:200 DISTANCES ARE METRIC



SHEET 31 OF 125

## STRATA PLAN LMS 3903

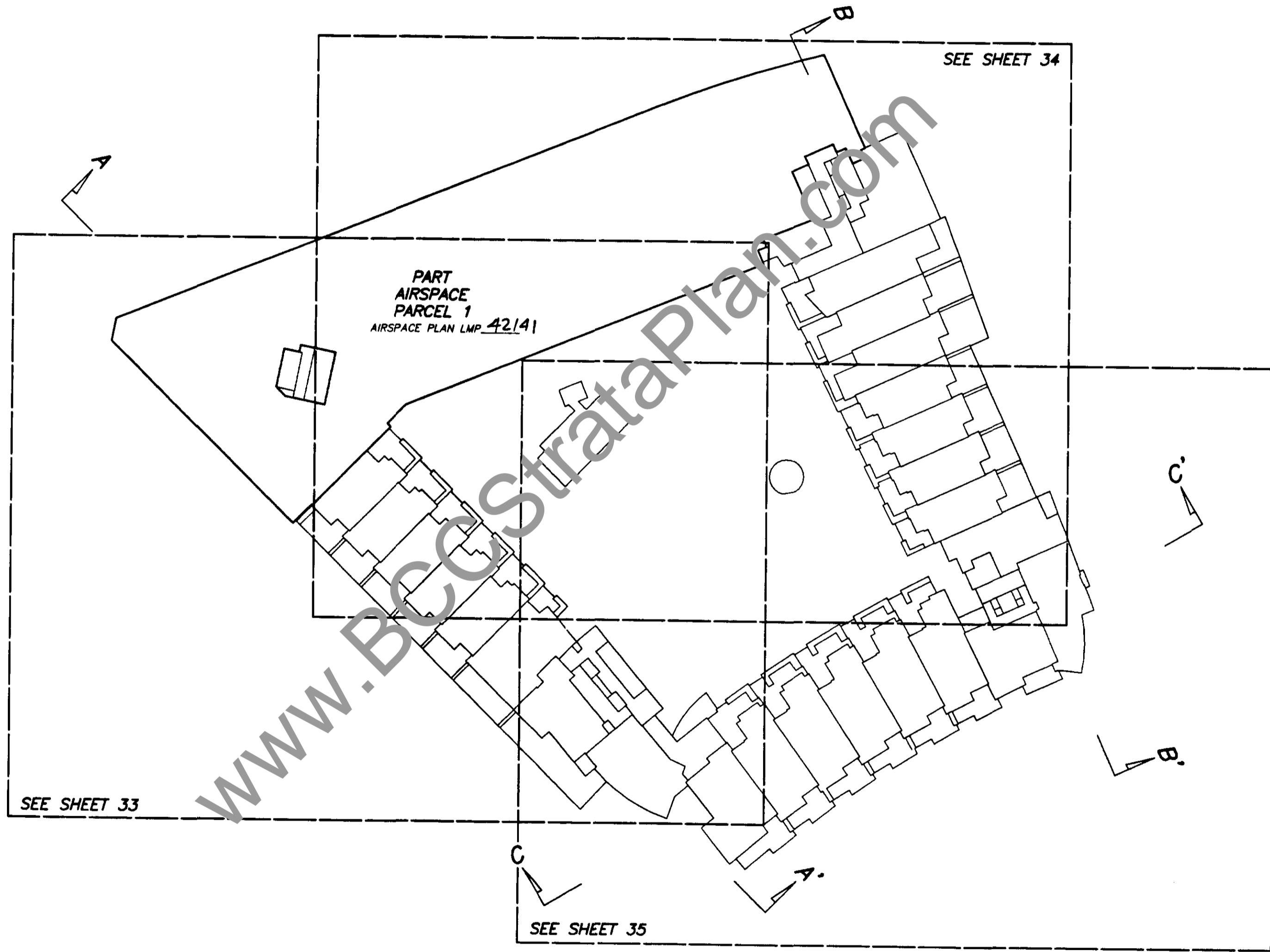
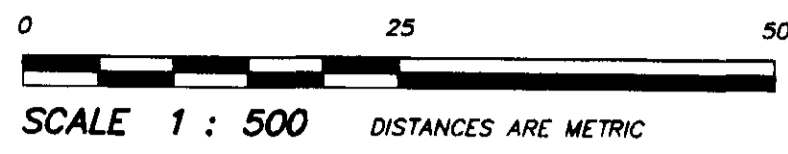


  
GARY C. SUNDVICK, B.C.L.S.

19th APRIL 1999  
BUTLER, SUNDVICK & ASSOCIATES  
FILE: 96-646 DWG: 96646-6F

**3rd FLOOR**

SHEET 32 OF 125  
**STRATA PLAN LMS 3903**



GARY C. SUNDVICK, B.C.L.S.  
19th APRIL 1999  
BUTLER, SUNDVICK & ASSOCIATES  
FILE: 96-646 DWG.: 96646-6F



### 3rd FLOOR - DETAIL

### STRATA PLAN LMS 3903

SHEET 33 OF 125

0 5 10 15  
SCALE 1:200 DISTANCES ARE METRIC



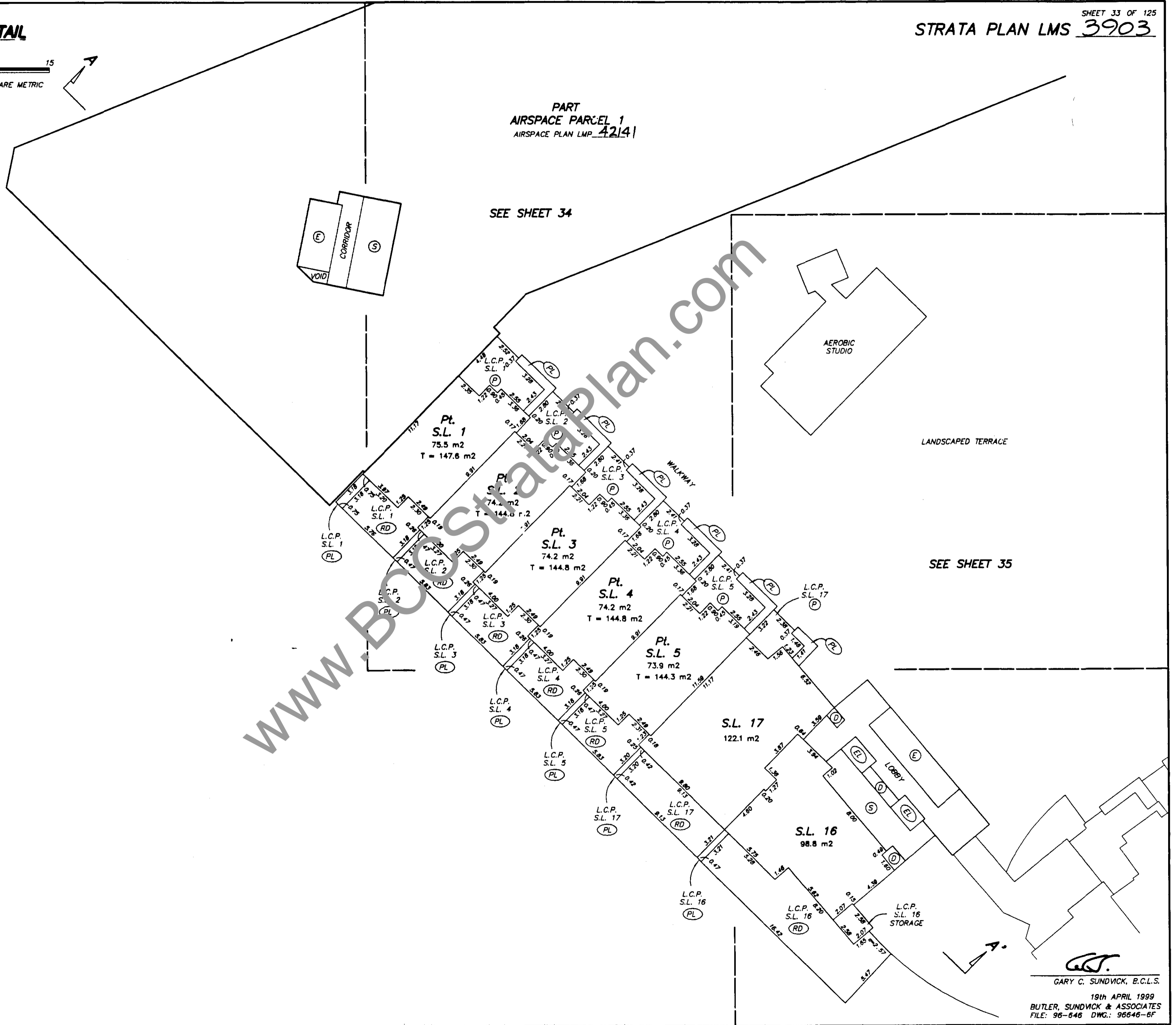
PART  
AIRSPACE PARCEL 1  
AIRSPACE PLAN LMP 42141

SEE SHEET 34

LANDSCAPED TERRACE

SEE SHEET 35

WWW.BOOStatalplan.com



GARY C. SUNDVICK, B.C.L.S.  
19th APRIL 1999  
BUTLER, SUNDVICK & ASSOCIATES  
FILE: 96-646 DWG.: 96646-6F

### 3rd FLOOR - DETAIL

0 5 10 15  
SCALE 1:200 DISTANCES ARE METRIC



SHEET 34 OF 125  
**STRATA PLAN LMS 3903**

PART  
AIRSPACE PARCEL 1  
AIRSPACE PLAN LMP 42141

OPEN TO BELOW

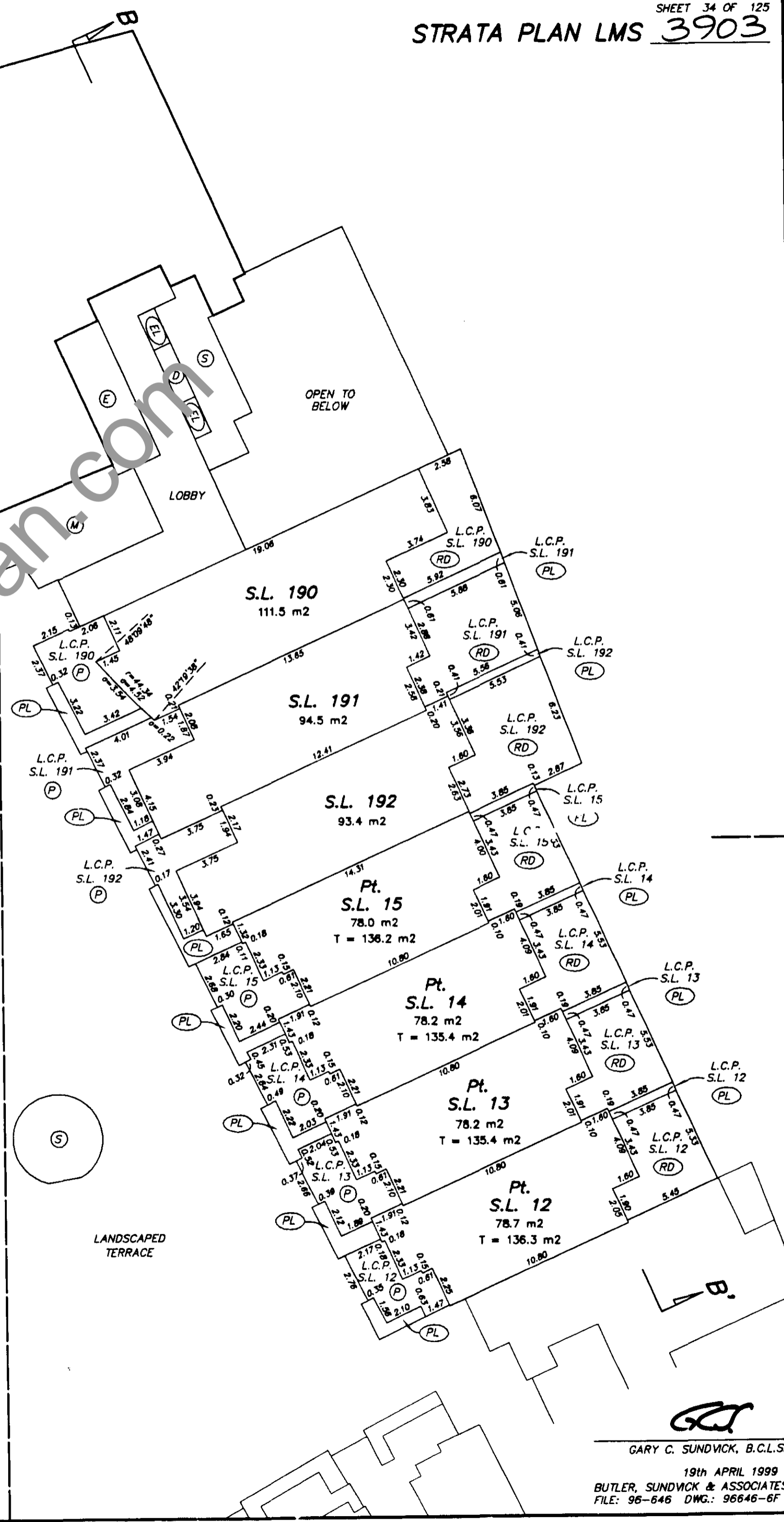
LOBBY

SEE SHEET 33

WWW.BCCStrataPlan.com

SEE SHEET 35


LANDSCAPED  
TERRACE



GARY C. SUNDVICK, B.C.L.S.  
19th APRIL 1999  
BUTLER, SUNDVICK & ASSOCIATES  
FILE: 96-646 DWG.: 96646-6F

### 3rd FLOOR - DETAIL

0 5 10 15  
SCALE 1:200 DISTANCES ARE METRIC

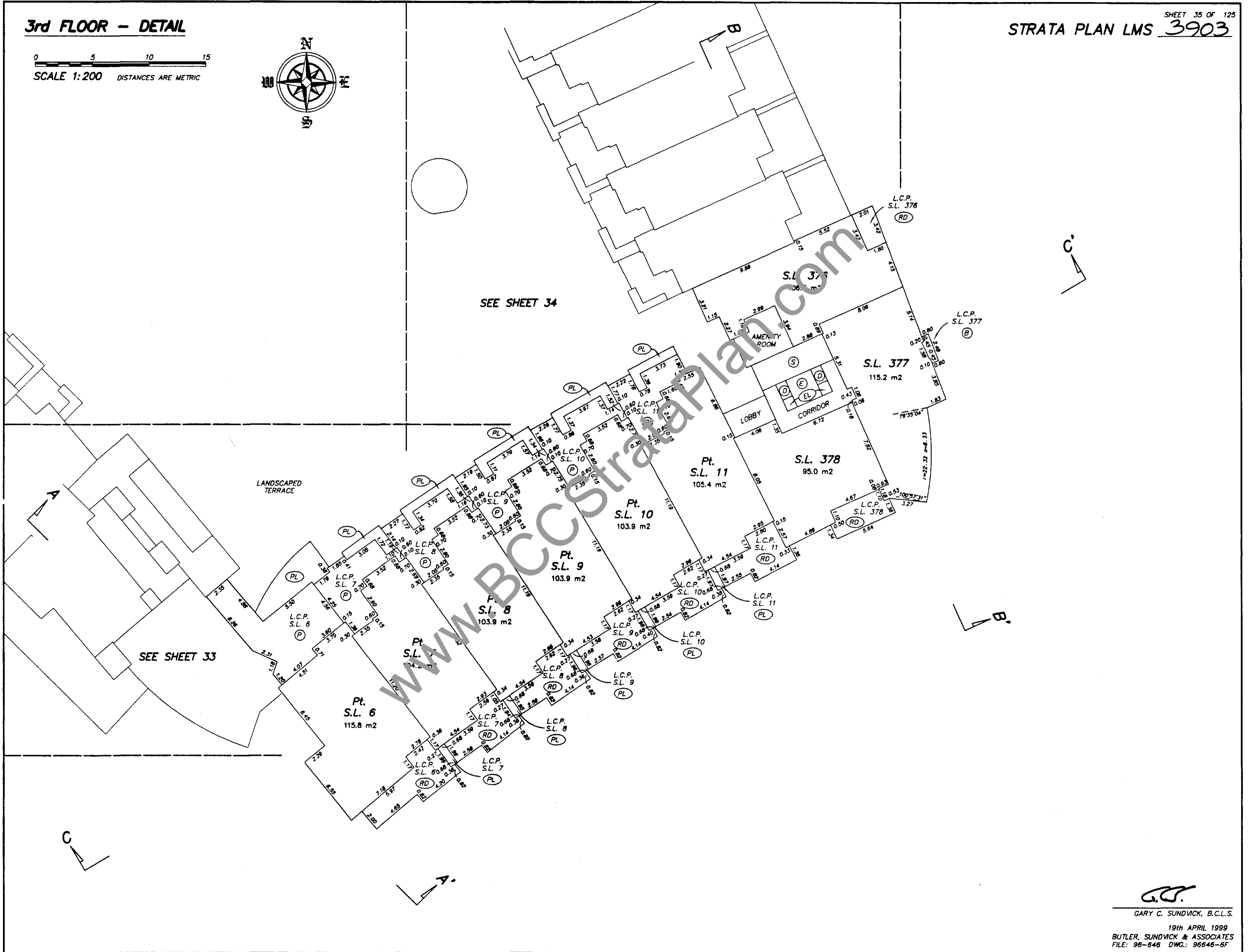


SHEET 35 OF 125  
STRATA PLAN LMS 3903

SEE SHEET 34

SEE SHEET 33

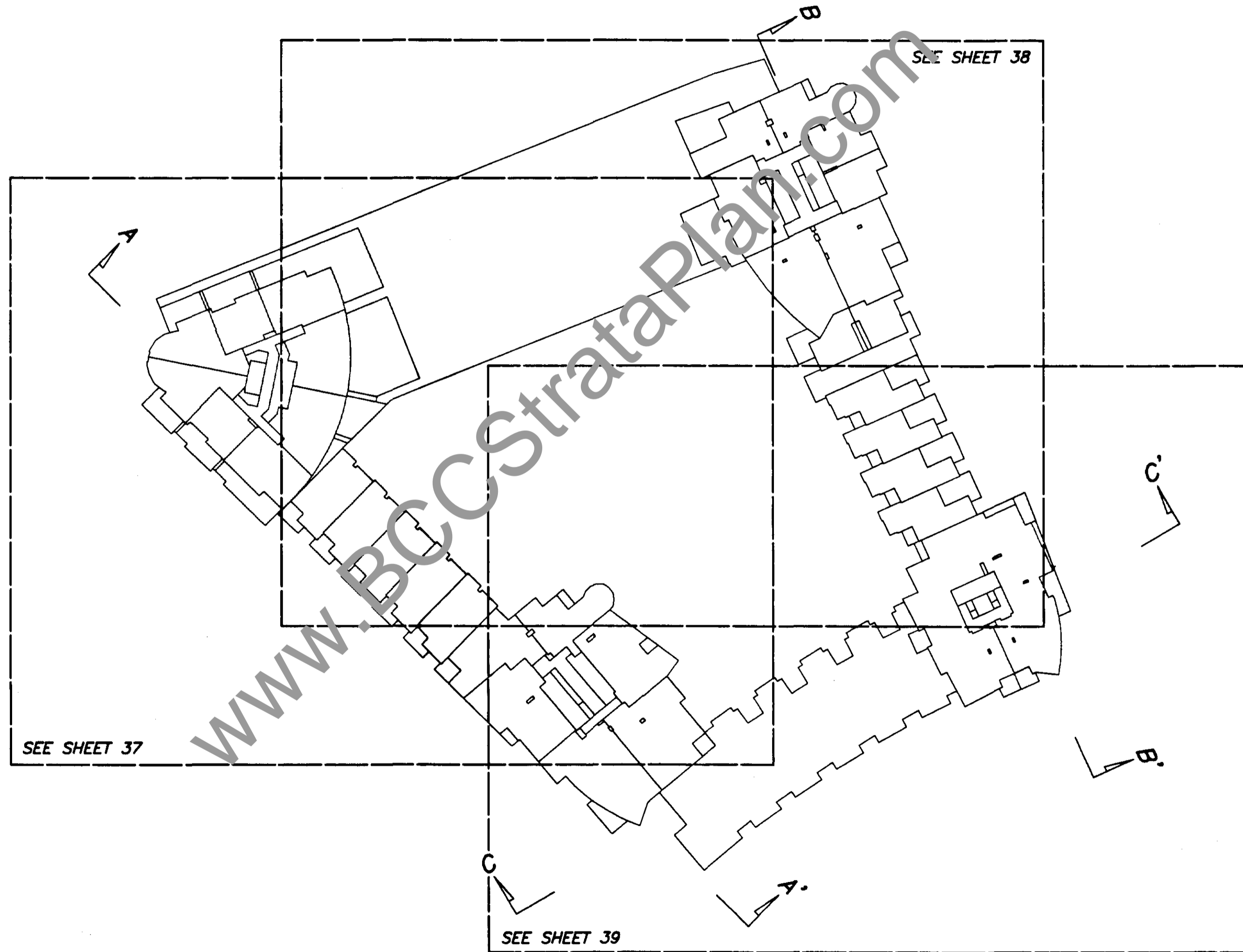
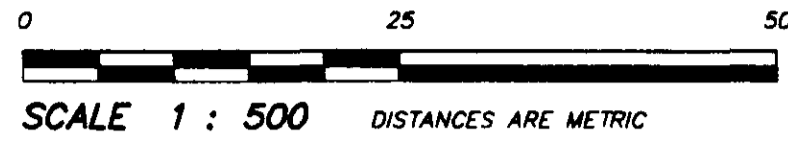
LANDSCAPED TERRACE



GARY C. SUNDVICK, B.C.L.S.  
19th APRIL 1999  
BUTLER, SUNDVICK & ASSOCIATES  
FILE: 96-646 DWG: 96646-6F

**5th FLOOR**

**STRATA PLAN LMS 3903** SHEET 36 OF 125



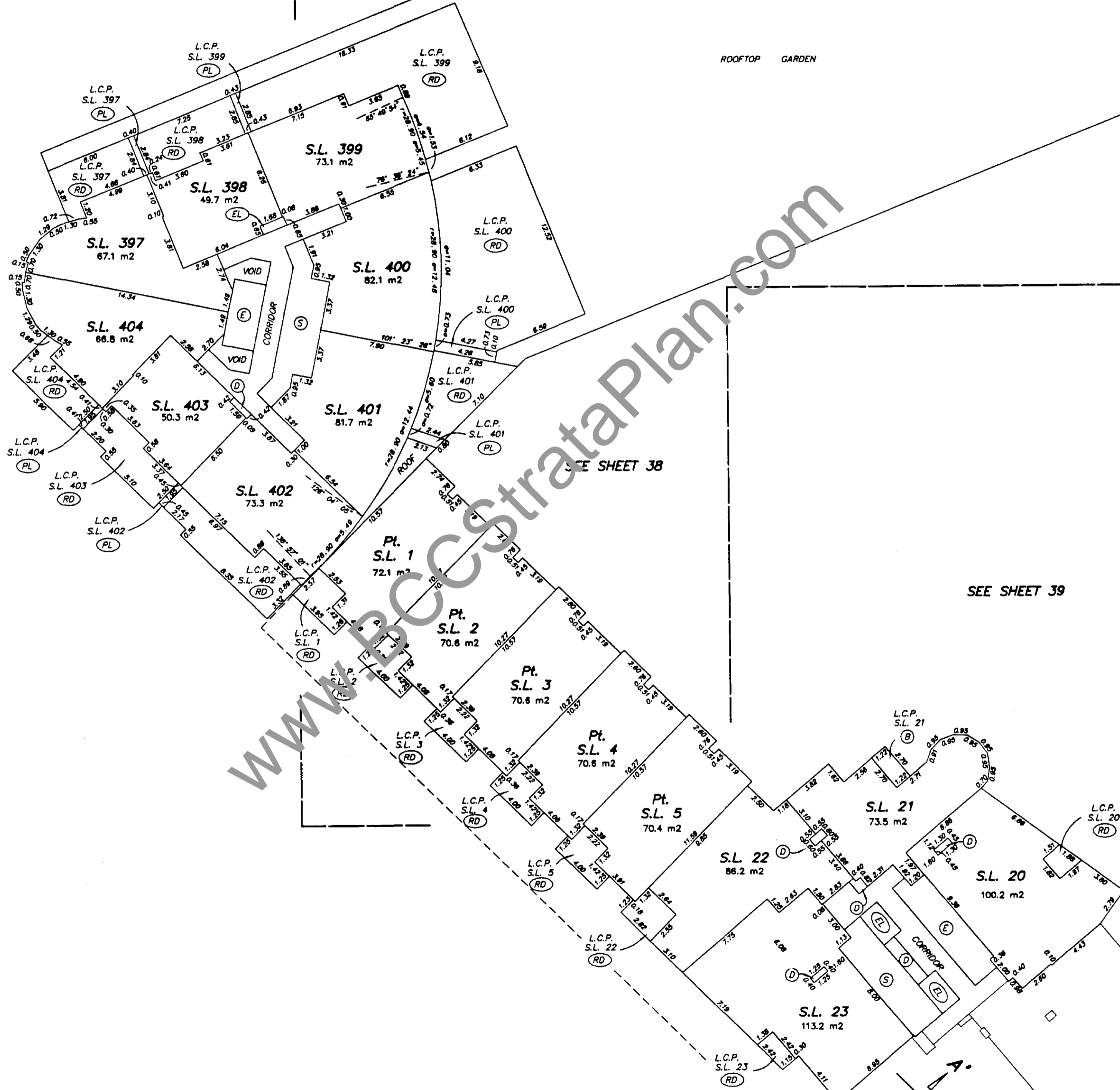
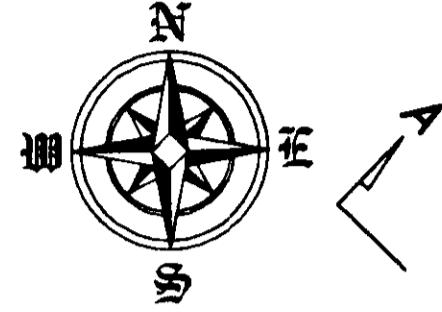
*GS*  
 GARY C. SUNDVICK, B.C.L.S.  
 19th APRIL 1999  
 BUTLER, SUNDVICK & ASSOCIATES  
 FILE: 98-646 DWG.: 98646-6F

# 5th FLOOR - DETAIL

STRATA PLAN LMS 3903

SHEET 37 OF 125

0 5 10 15  
SCALE 1:200 DISTANCES ARE METRIC



SEE SHEET 38

SEE SHEET 39

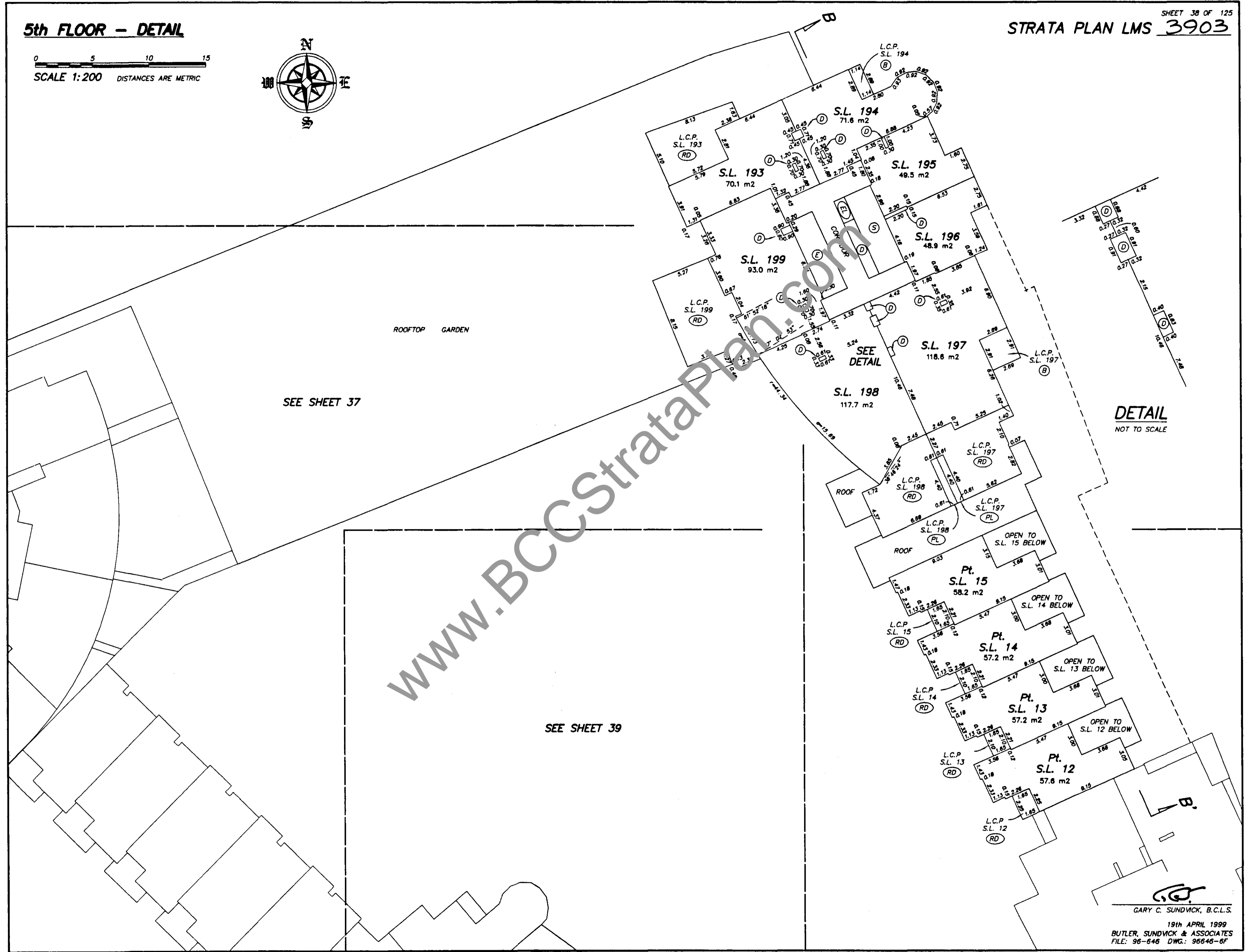

*G.C.S.*  
GARY C. SUNDVICK, B.C.L.S.

19th APRIL 1999  
BUTLER, SUNDVICK & ASSOCIATES  
FILE: 96-646 DWG: 96646-6F

# 5th FLOOR - DETAIL

# STRATA PLAN LMS 3903

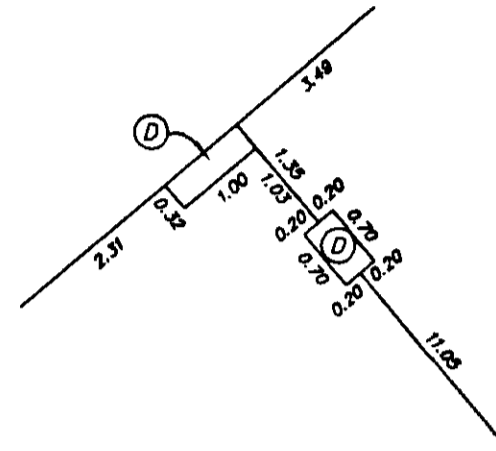
SHEET 38 OF 125



GARY C. SUNDVICK, B.C.L.S.  
19th APRIL 1999  
BUTLER, SUNDVICK & ASSOCIATES  
FILE: 96-646 DWG: 96646-6F

### 5th FLOOR - DETAIL

0 5 10 15  
SCALE 1:200 DISTANCES ARE METRIC



**DETAIL**  
NOT TO SCALE

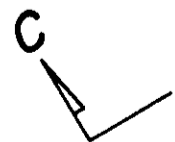
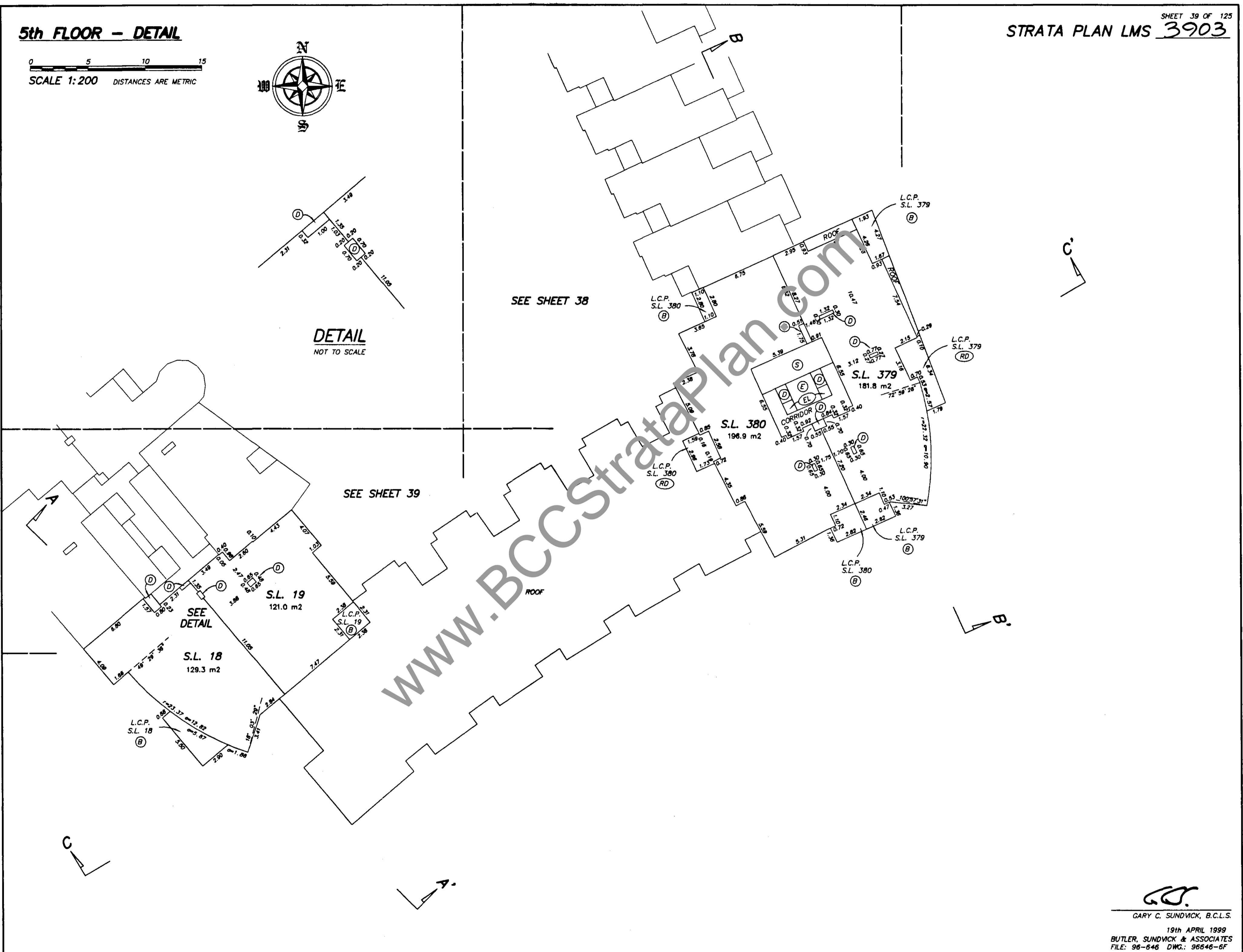
### STRATA PLAN LMS 3903

SHEET 39 OF 125

SEE SHEET 38

SEE SHEET 39

WWW.BCCStrataPlan.com

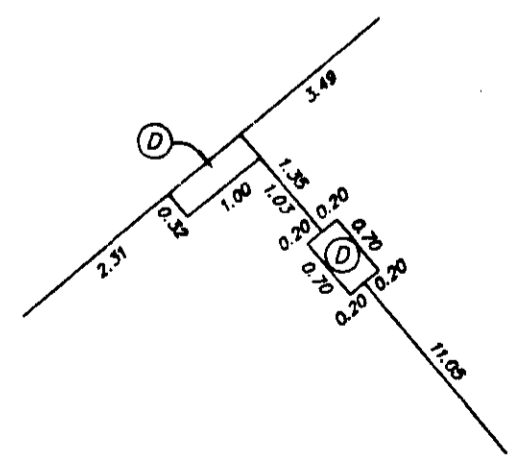
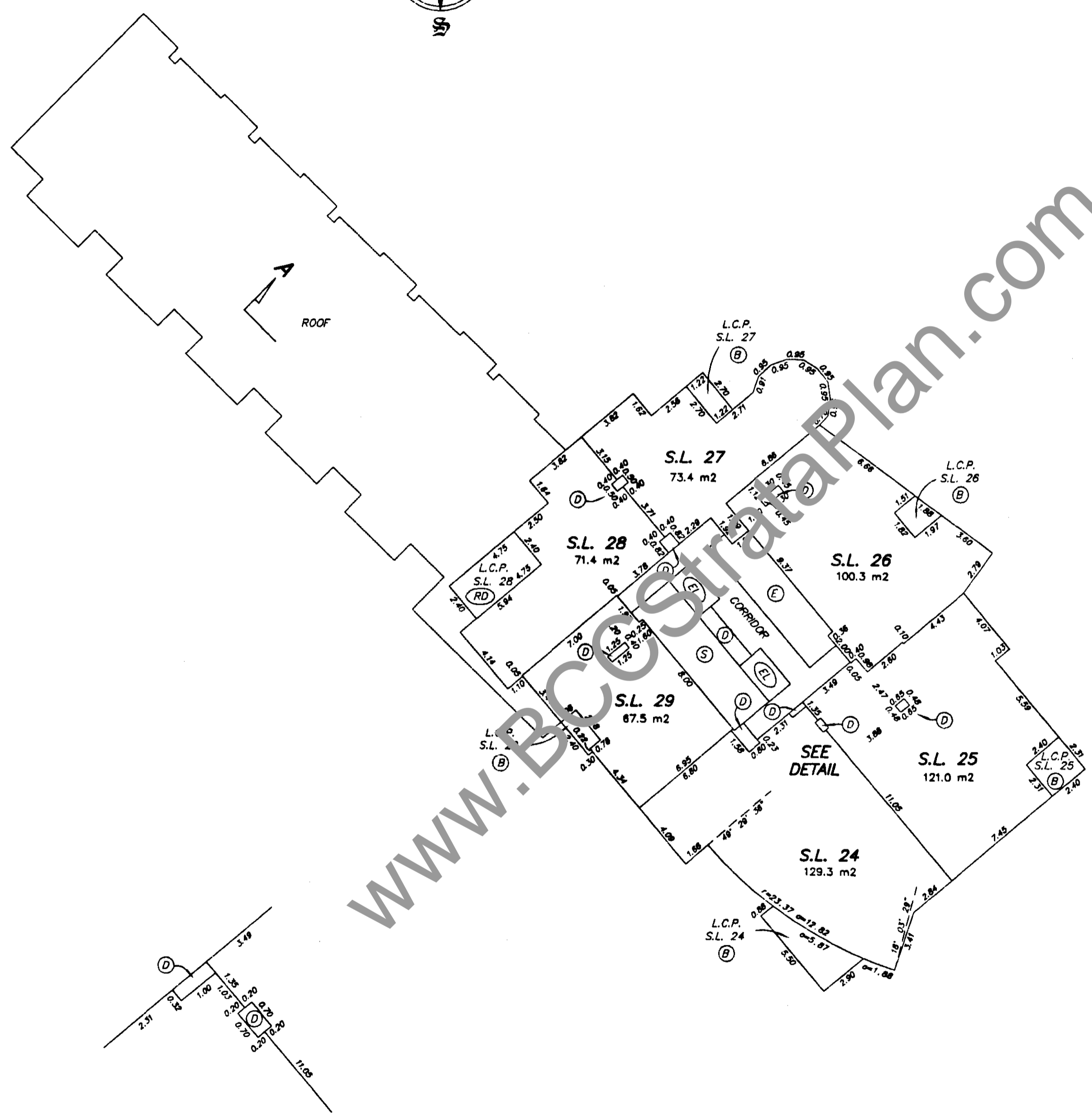


GARY C. SUNDVICK, B.C.L.S.  
19th APRIL 1999  
BUTLER, SUNDVICK & ASSOCIATES  
FILE: 96-646 DWG.: 96646-6F

# TOWER A - 6th FLOOR

SHEET 40 OF 125  
**STRATA PLAN LMS 3903**

0 5 10 15  
SCALE 1:200 DISTANCES ARE METRIC



**DETAIL**  
NOT TO SCALE



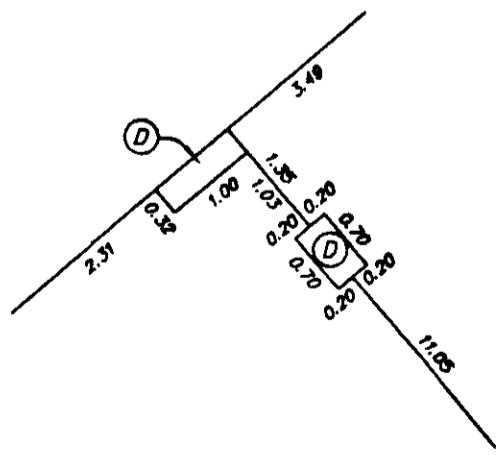
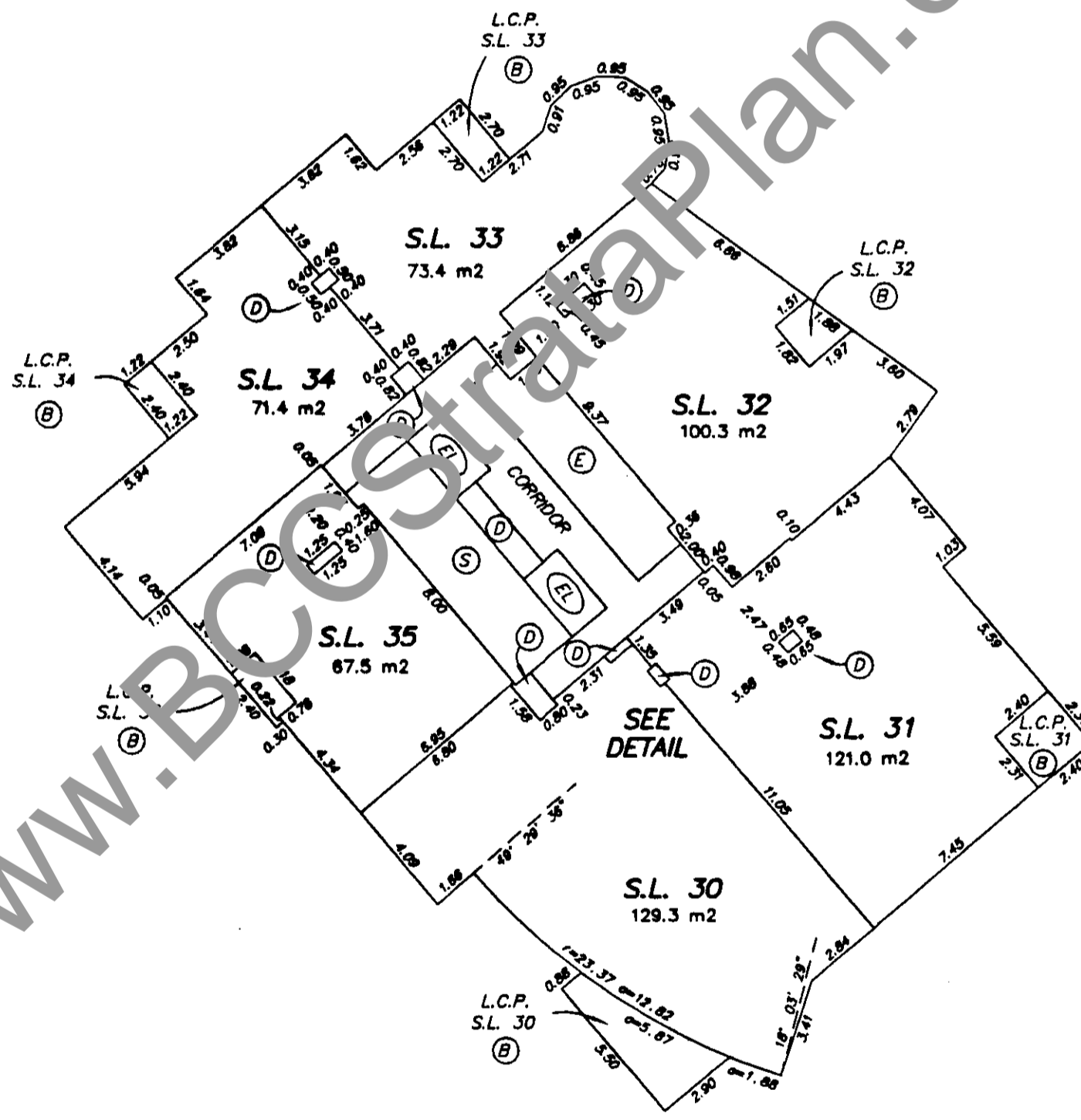
GARY C. SUNDVICK, B.C.L.S.  
19th APRIL 1999  
BUTLER, SUNDVICK & ASSOCIATES  
FILE: 96-646 DWG: 96646-6F



# TOWER A - 7th FLOOR


# STRATA PLAN LMS 3903

0 5 10 15  
SCALE 1:200 DISTANCES ARE METRIC



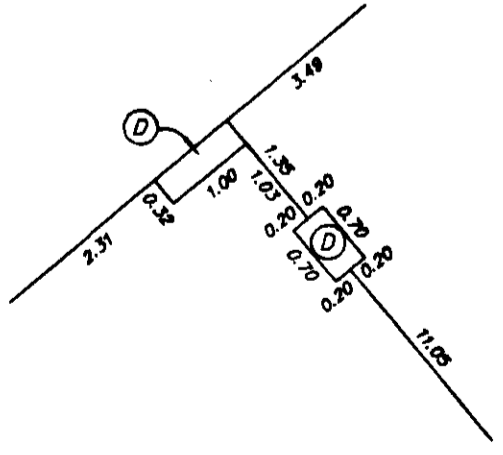
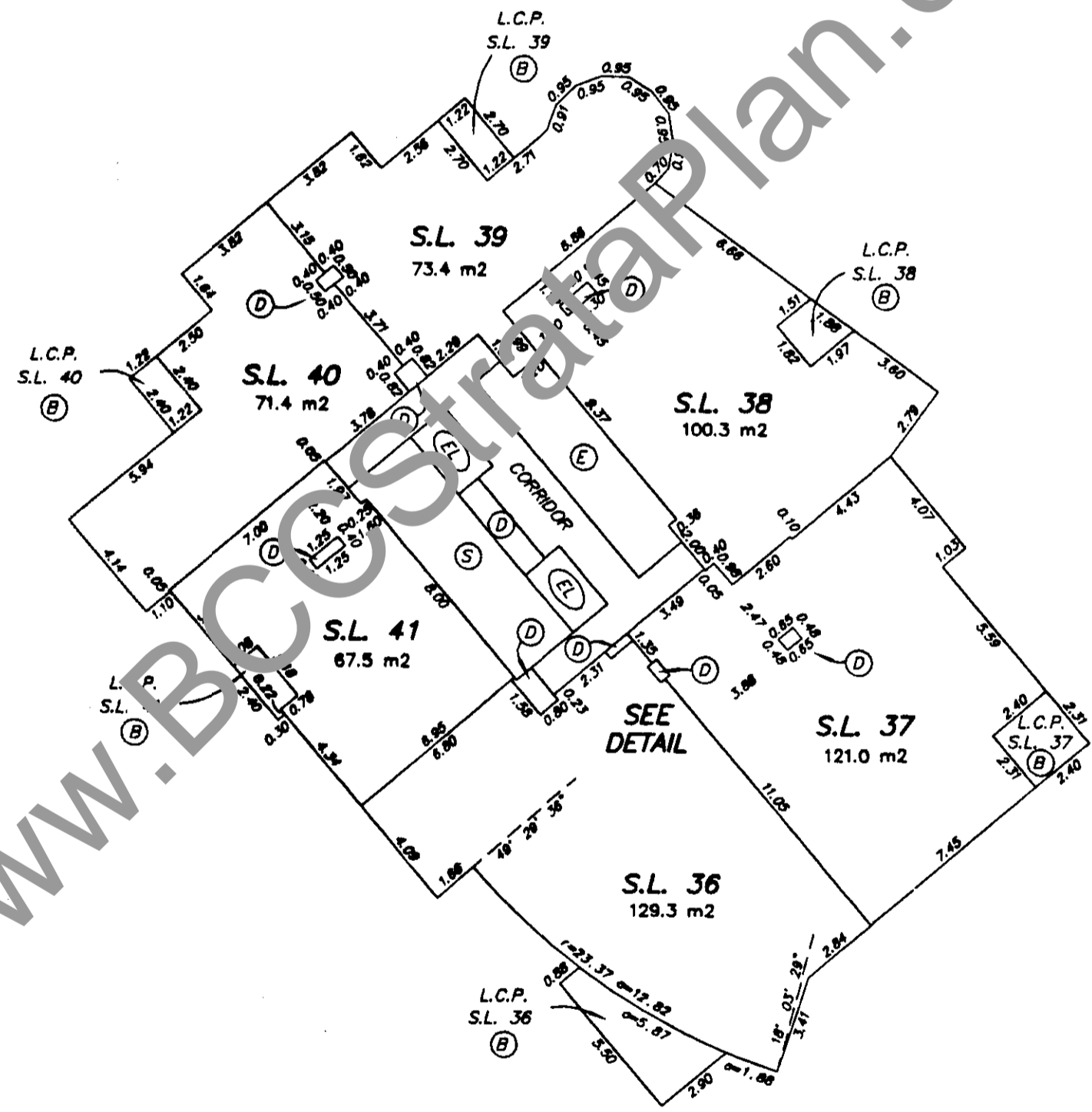
**DETAIL**  
NOT TO SCALE



  
GARY C. SUNDVICK, B.C.L.S.  
19th APRIL 1999  
BUTLER, SUNDVICK & ASSOCIATES  
FILE: 96-646 DWG.: 96646-6F

# TOWER A - 8th FLOOR

STRATA PLAN LMS 3903 SHEET 42 OF 125



**DETAIL**  
NOT TO SCALE

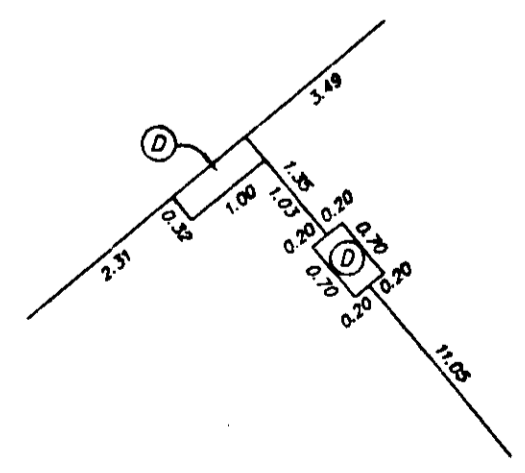
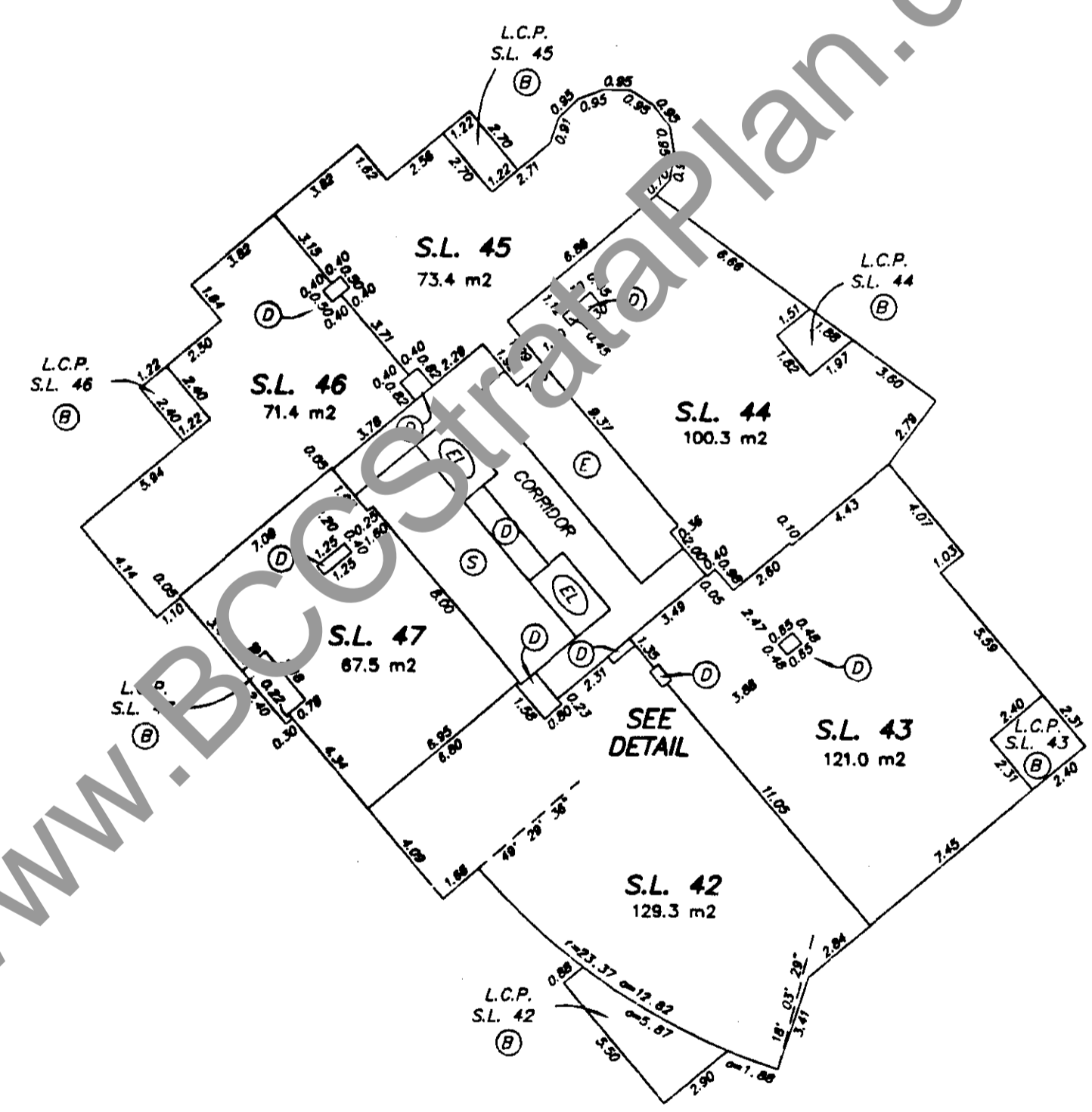


*GCS*  
GARY C. SUNDVICK, B.C.L.S.  
19th APRIL 1999  
BUTLER, SUNDVICK & ASSOCIATES  
FILE: 96-646 DWG.: 96646-6F

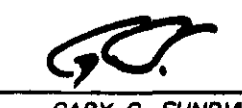
# TOWER A - 9th FLOOR

SHEET 43 OF 125  
**STRATA PLAN LMS 3903**

0 5 10 15  
SCALE 1:200 DISTANCES ARE METRIC



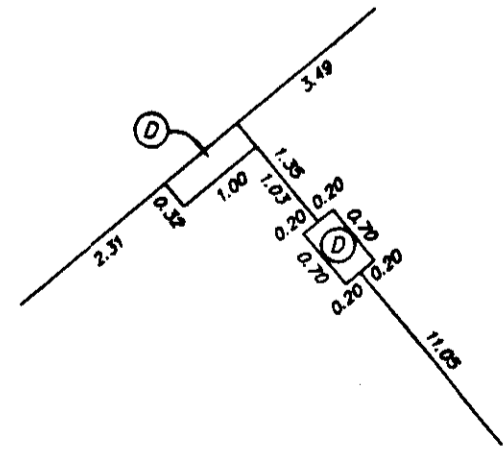
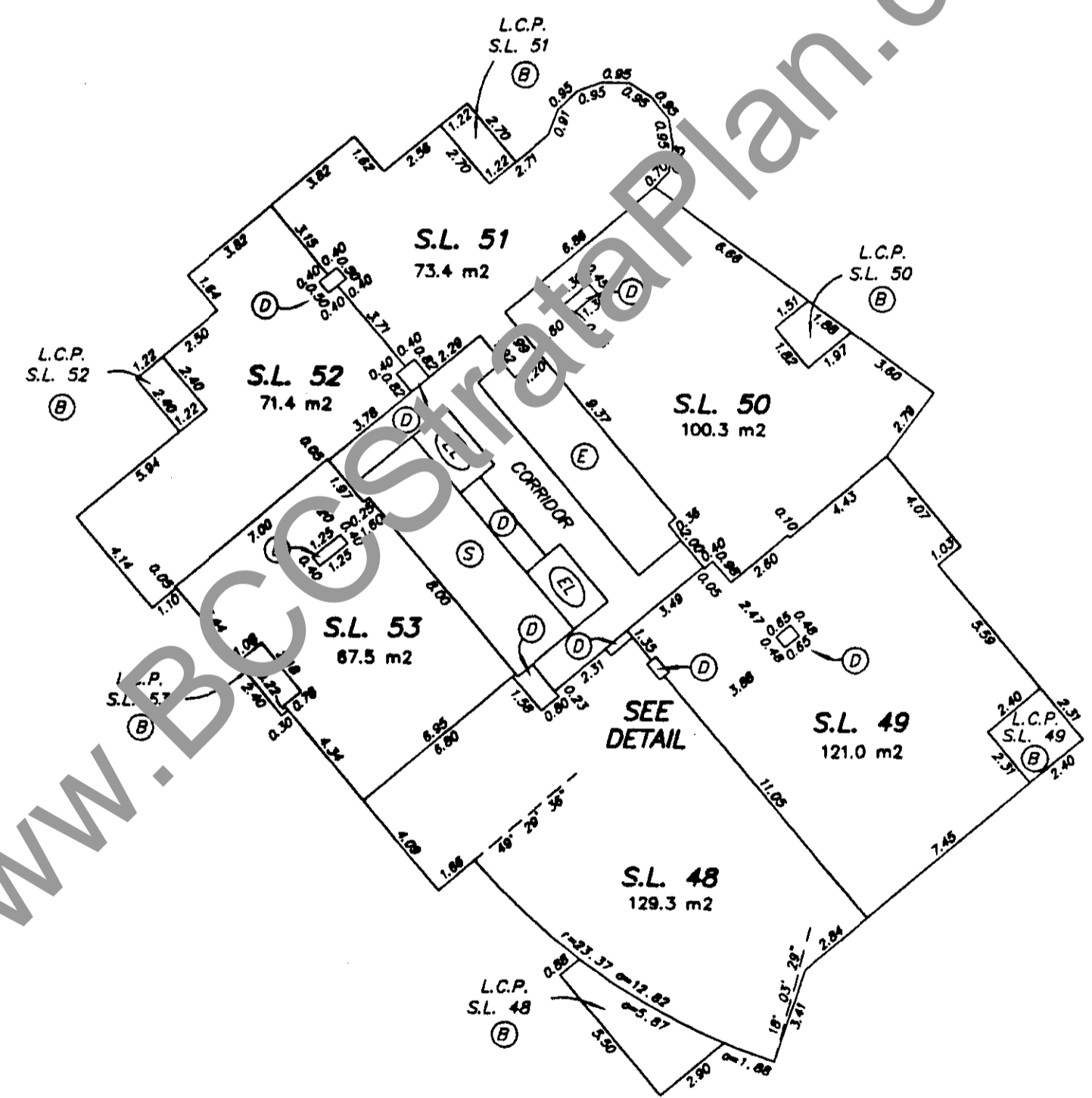
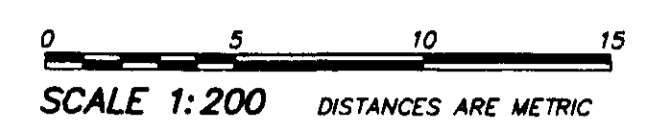
**DETAIL**  
NOT TO SCALE



GARY C. SUNDMCK, B.C.L.S.  
19th APRIL 1999  
BUTLER, SUNDMCK & ASSOCIATES  
FILE: 98-646 DWG.: 96646-6F

# TOWER A - 10th FLOOR

STRATA PLAN LMS 3903 SHEET 44 OF 125



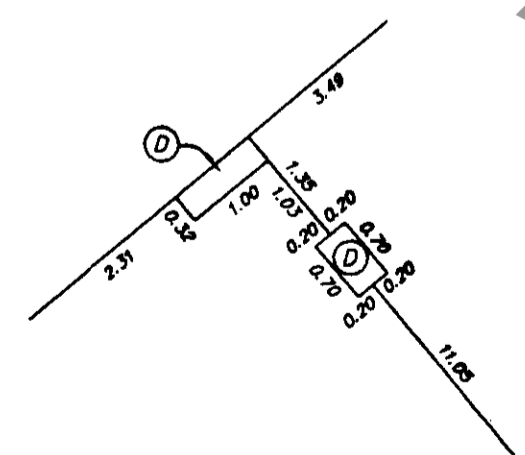
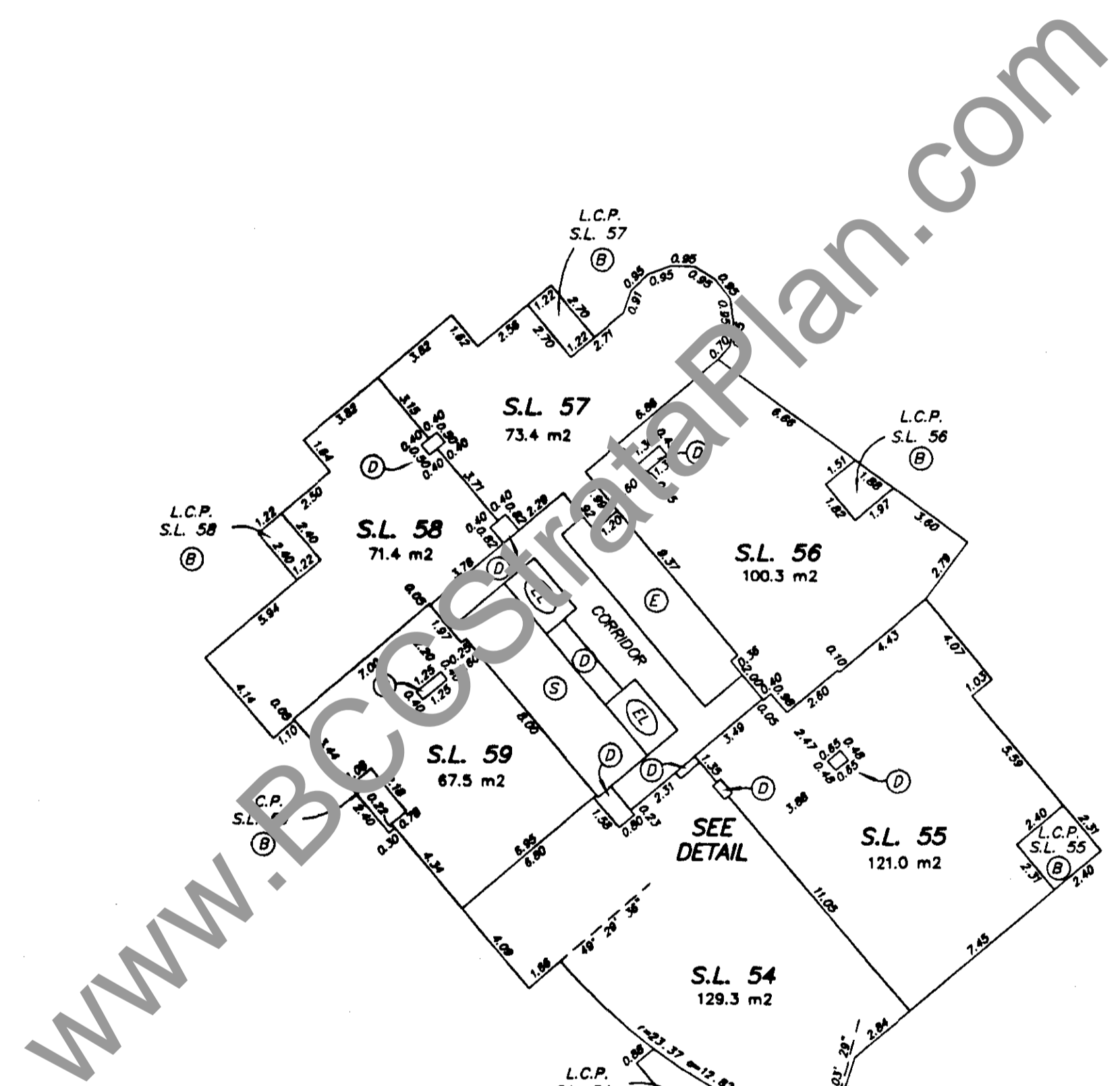
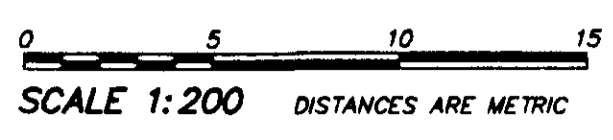
**DETAIL**  
NOT TO SCALE



*G.C.S.*  
GARY C. SUNDVICK, B.C.L.S.  
19th APRIL 1999  
BUTLER, SUNDVICK & ASSOCIATES  
FILE: 96-646 DWG.: 96646-6F

# TOWER A - 11th FLOOR

STRATA PLAN LMS 3903 SHEET 45 OF 125



**DETAIL**  
NOT TO SCALE

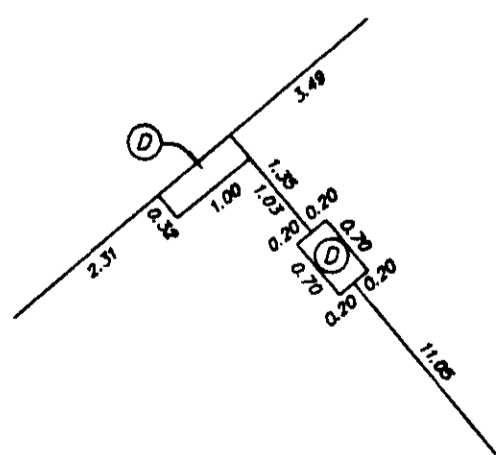
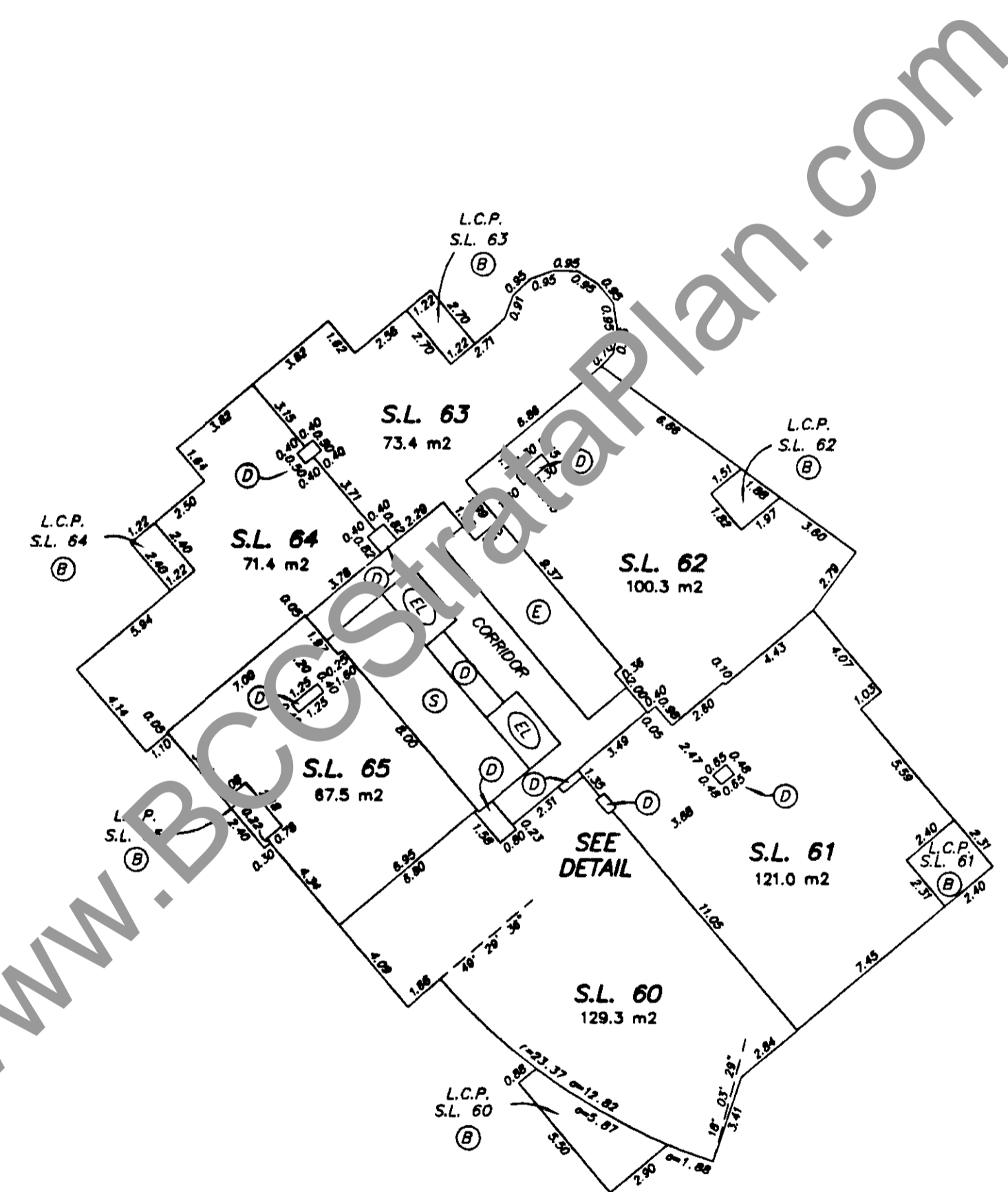


*G.C.*  
 GARY C. SUNDVICK, B.C.L.S.  
 19th APRIL 1999  
 BUTLER, SUNDVICK & ASSOCIATES  
 FILE: 96-646 DWG.: 96646-6F

# TOWER A - 12th FLOOR

SHEET 46 OF 125  
**STRATA PLAN LMS 3903**

0 5 10 15  
**SCALE 1:200** DISTANCES ARE METRIC



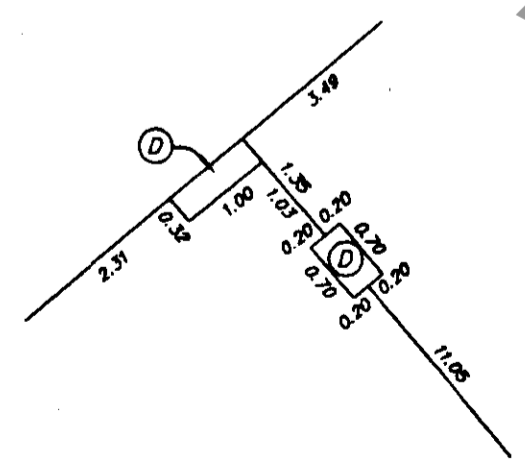
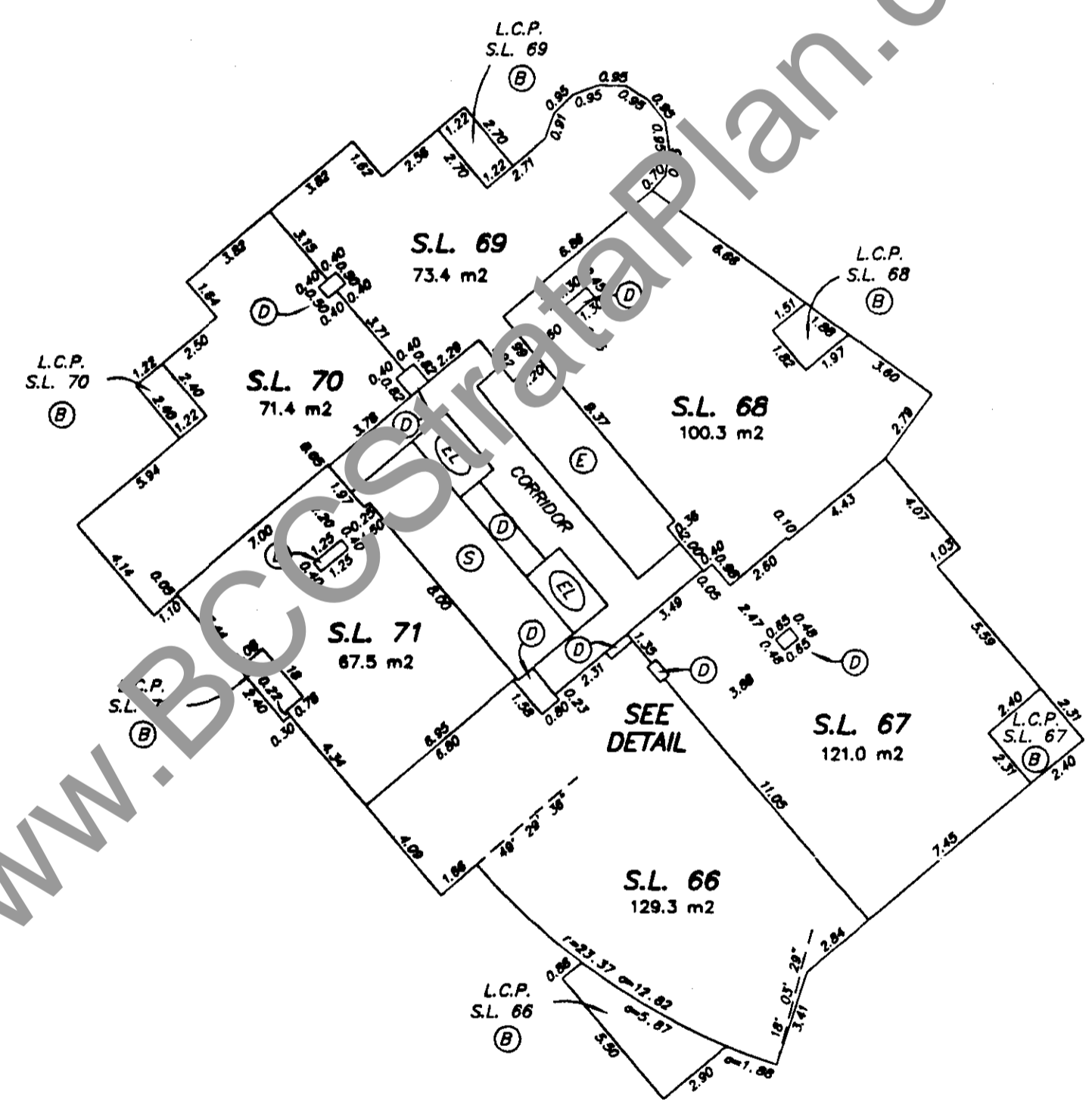
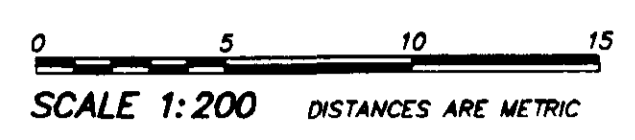
**DETAIL**  
NOT TO SCALE



GARY C. SUNDVICK, B.C.L.S.  
19th APRIL 1999  
BUTLER, SUNDVICK & ASSOCIATES  
FILE: 96-646 DWG: 96646-6F


# TOWER A - 15th FLOOR

SHEET 47 OF 125  
STRATA PLAN LMS 3903



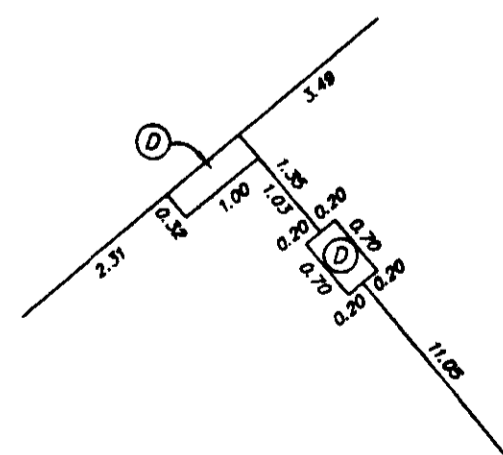
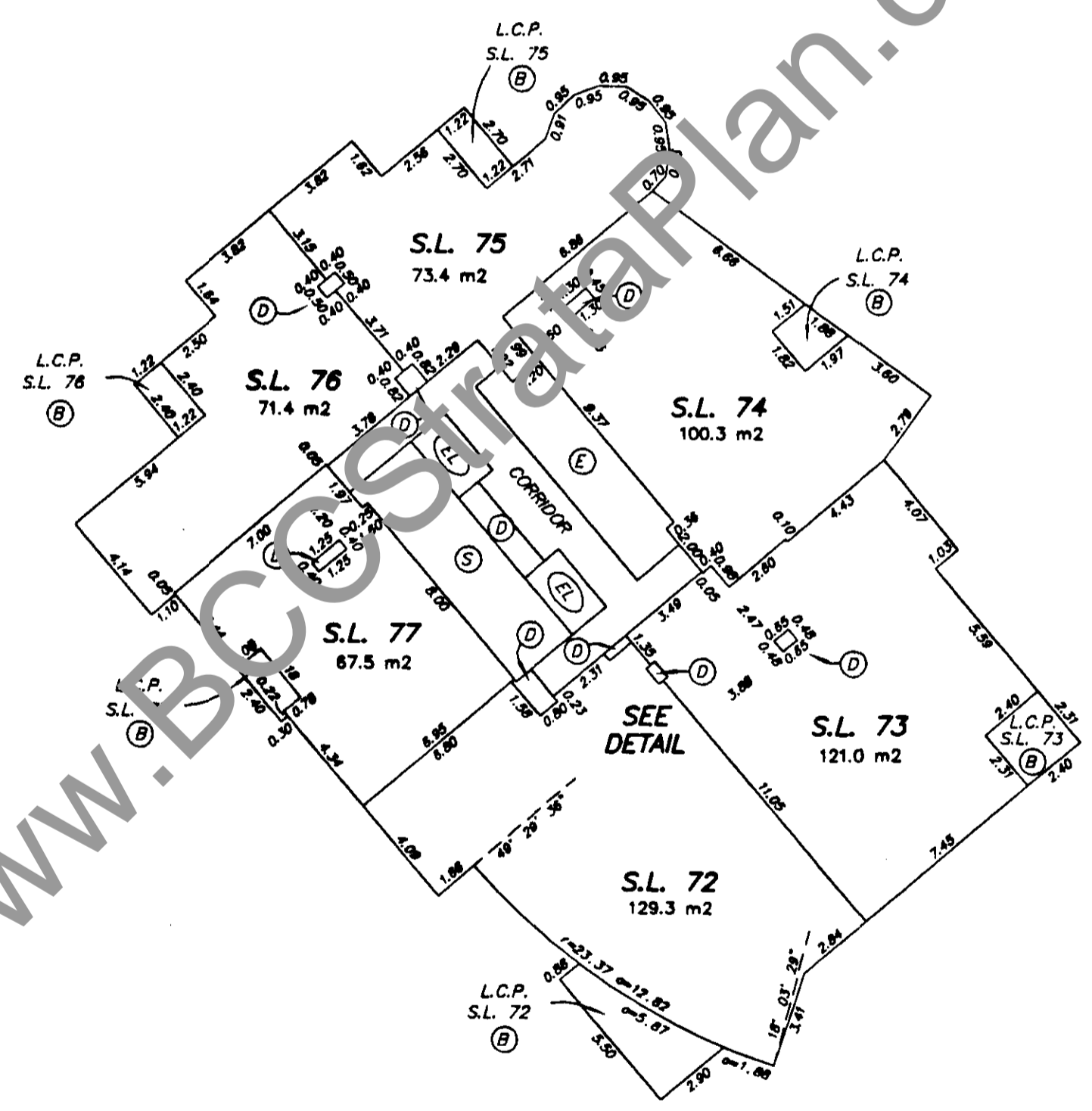

**DETAIL**  
NOT TO SCALE



  
 GARY C. SUNDVICK, B.C.L.S.  
 19th APRIL 1999  
 BUTLER, SUNDVICK & ASSOCIATES  
 FILE: 96-646 DWG.: 96646-6F


# TOWER A - 16th FLOOR

SHEET 48 OF 125  
**STRATA PLAN LMS 3903**



**DETAIL**  
NOT TO SCALE



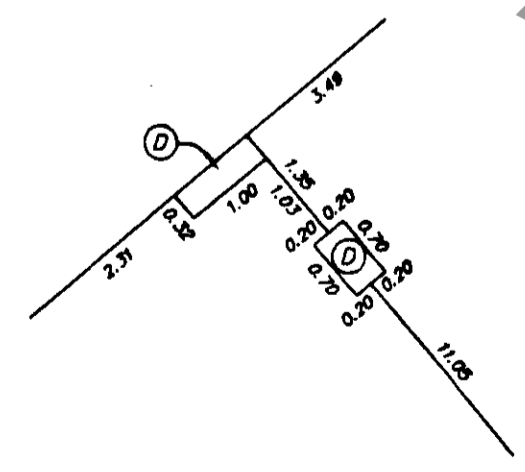
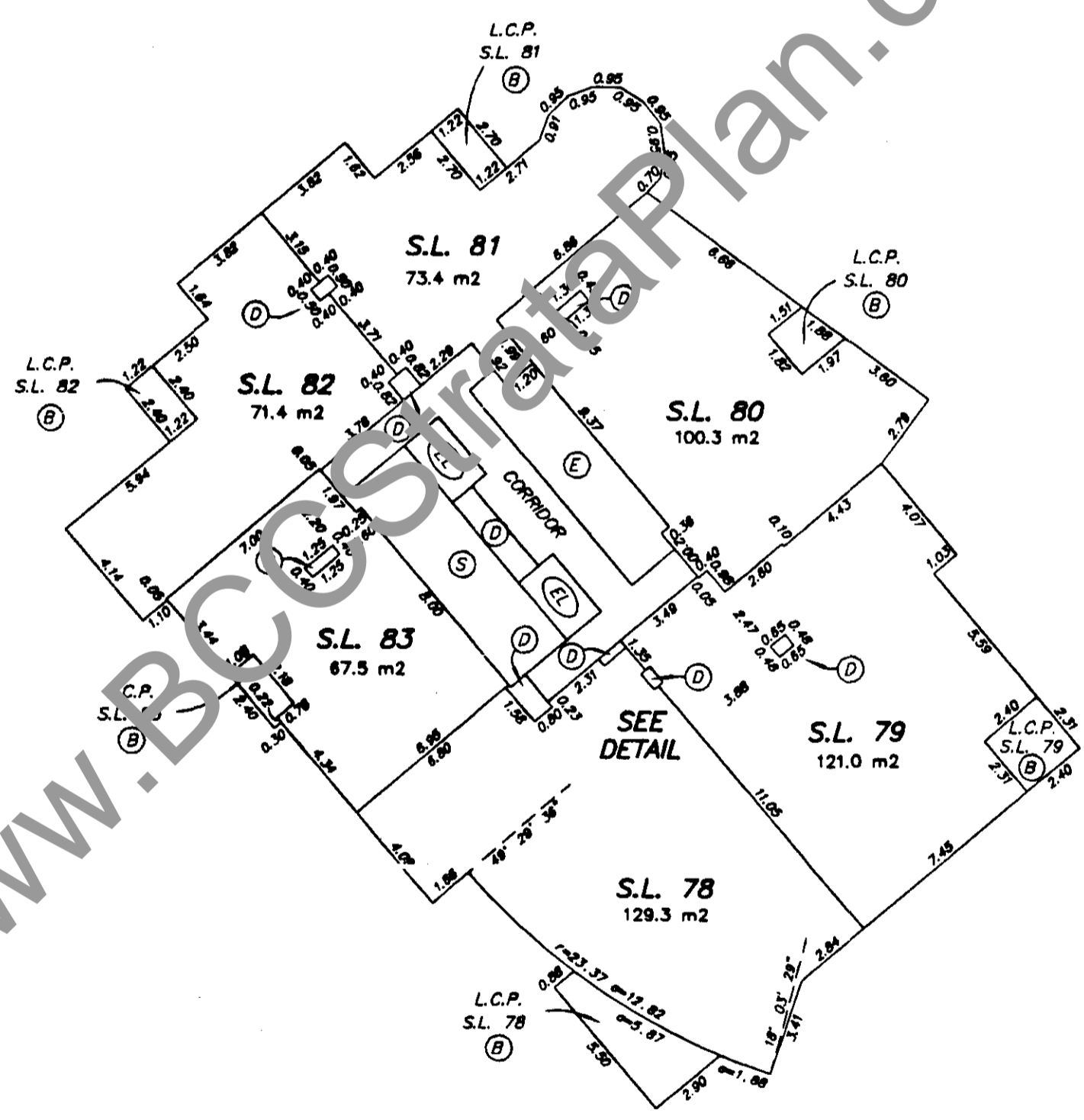
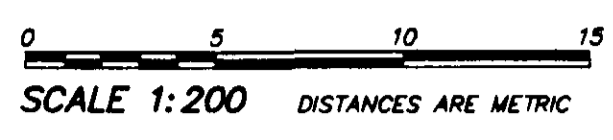
  
GARY C. SUNDVICK, B.C.L.S.  
19th APRIL 1999  
BUTLER, SUNDVICK & ASSOCIATES  
FILE: 96-646 DWG.: 96646-6F

WWW.BCSSTRATAPLAN.COM



# TOWER A - 17th FLOOR

STRATA PLAN LMS 3903 SHEET 49 OF 125



**DETAIL**  
NOT TO SCALE

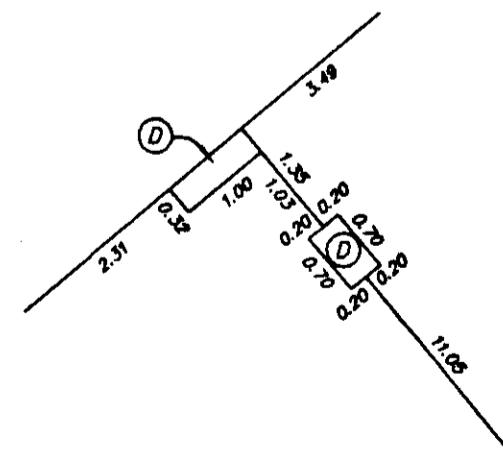
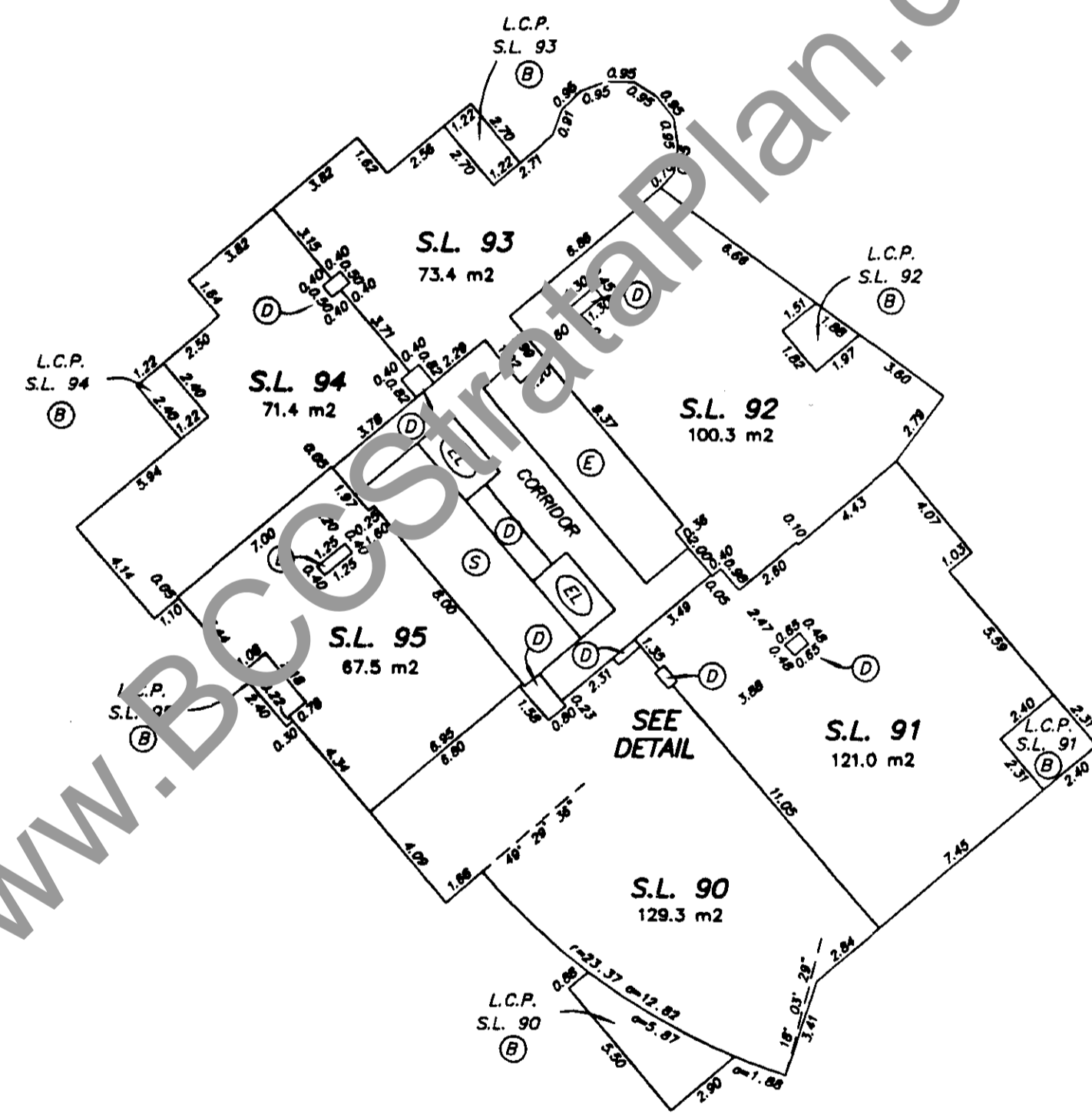


*G.C.*  
 GARY C. SUNDVICK, B.C.L.S.  
 19th APRIL 1999  
 BUTLER, SUNDVICK & ASSOCIATES  
 FILE: 96-646 DWG.: 96646-6F

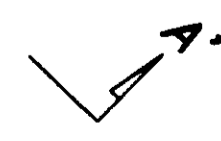


# TOWER A - 19th FLOOR

SHEET 51 OF 125  
STRATA PLAN LMS 3903




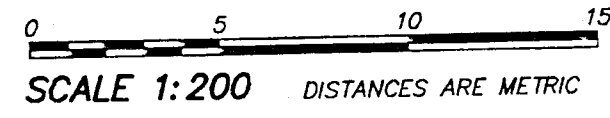
**DETAIL**  
NOT TO SCALE



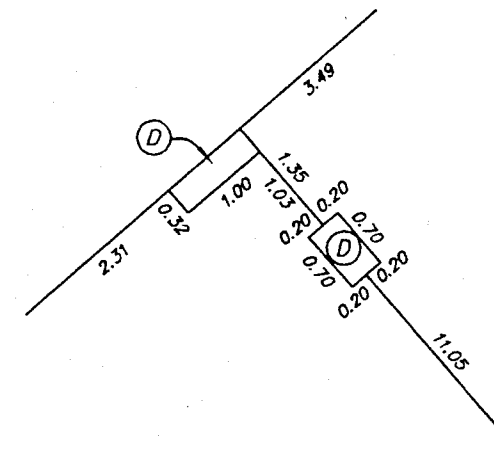
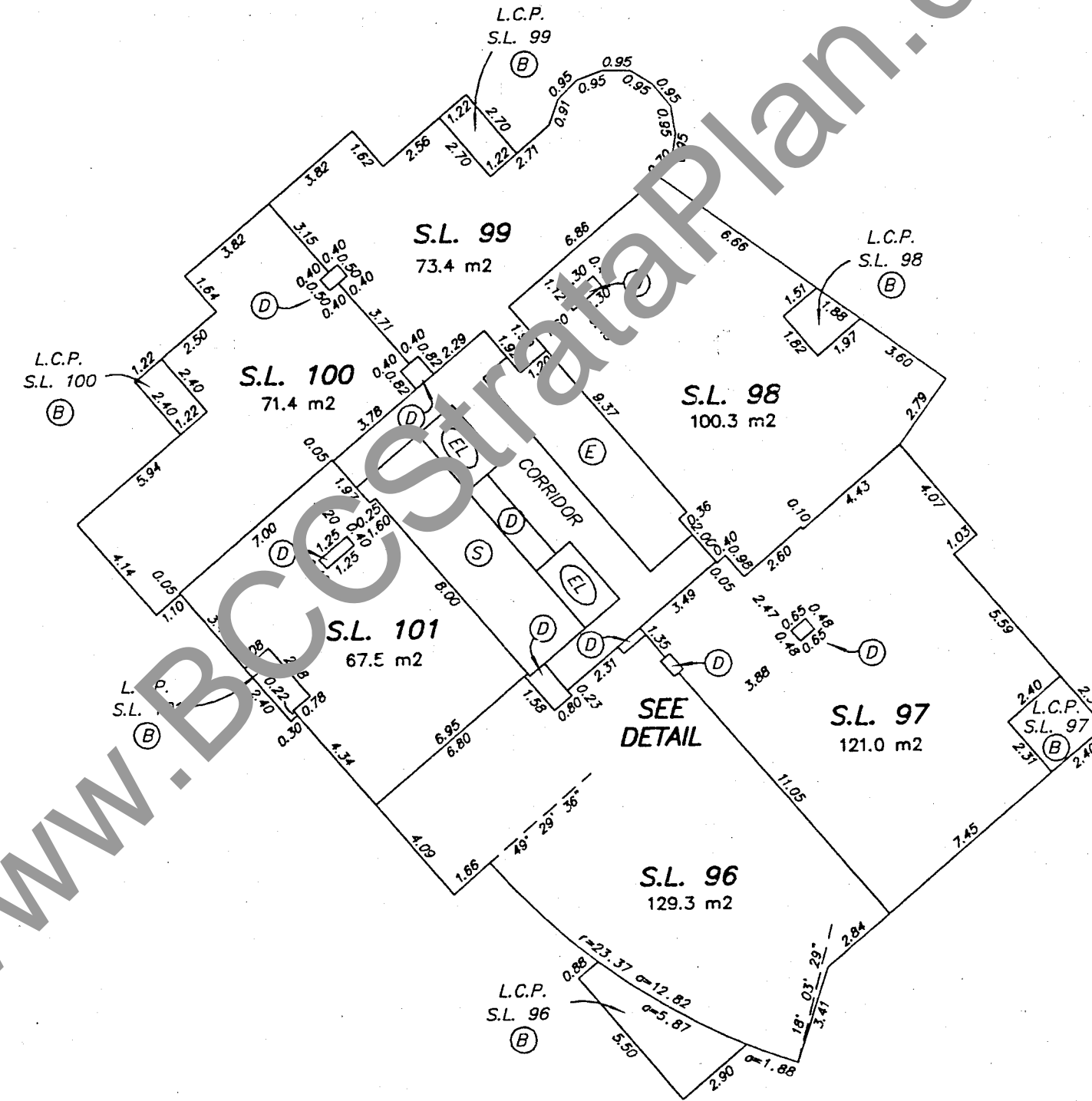
*G.C.*  
GARY C. SUNDVICK, B.C.L.S.  
19th APRIL 1999  
BUTLER, SUNDVICK & ASSOCIATES  
FILE: 96-646 DWG.: 96646-6F

STRATA PLAN LMS 3903

TOWER A - 20th FLOOR



AMENDED PURSUANT TO SECTION 259, STRATA PROPERTY ACT THIS 19<sup>TH</sup> DAY OF OCTOBER 2018, SEE AMENDED SHEET 52A OF 125 AND CA6918759



DETAIL NOT TO SCALE



GARY C. SUNDVICK, B.C.L.S.  
19th APRIL 1999  
BUTLER, SUNDVICK & ASSOCIATES  
FILE: 96-646 DWG.: 96646-6F

AMENDED SHEET 52A OF 125  
SHEET 1 OF 1 SHEET

# STRATA PLAN LMS3903

## EXPLANATORY PLAN CONSOLIDATING STRATA LOTS 97 AND 98 FALSE CREEK NEW WESTMINSTER DISTRICT STRATA PLAN LMS3903 TOGETHER WITH AN INTEREST IN THE COMMON PROPERTY IN PROPORTION TO THE UNIT ENTITLEMENT OF THE STRATA LOTS AS SHOWN ON FORM 1

BCGS 92G.025  
PURSUANT TO SECTION 257 AND 259 OF THE STRATA PROPERTY ACT

0 5 10  
SCALE 1:150 DISTANCES ARE IN METRES

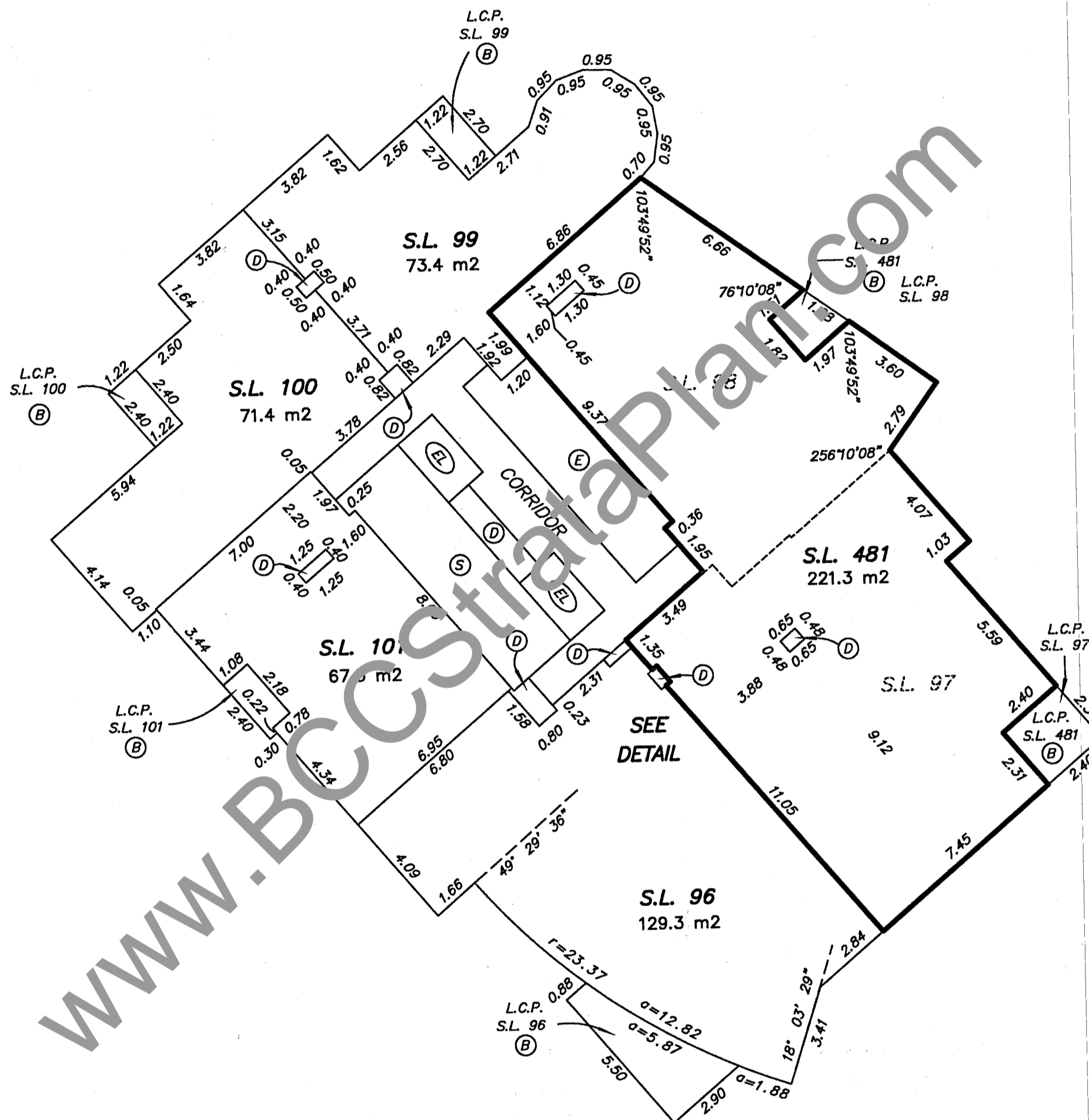
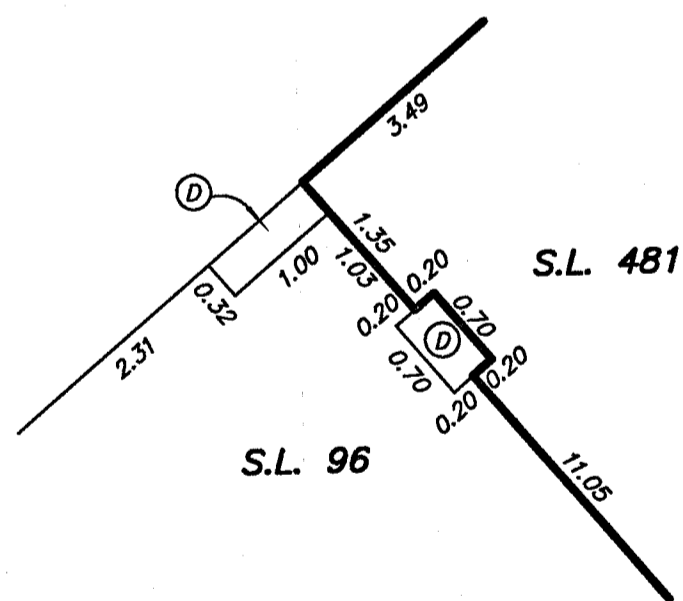
THE INTENDED PLOT SCALE OF THIS PLAN IS 560 mm  
IN WIDTH BY 432 mm IN HEIGHT (C SIZE) WHEN  
PLOTTED AT A SCALE OF 1:150.

### LEGEND:

- m<sup>2</sup> DENOTES SQUARE METRES
- (C) DENOTES COMMON PROPERTY
- (D) DENOTES DUCT BEING COMMON PROPERTY
- (B) DENOTES BALCONY
- (EL) DENOTES ELEVATOR BEING COMMON PROPERTY
- S.L. DENOTES STRATA LOT
- L.C.P. DENOTES LIMITED COMMON PROPERTY



**CIVIC ADDRESS:**  
1199 MARINASIDE CRESCENT  
VANCOUVER, BC



THIS PLAN IS BASED ON THE FOLLOWING LAND TITLE  
AND SURVEY AUTHORITY OF BC RECORDS:  
STRATA PLAN LMS3903  
GARY SUNDVICK, BCLS (637)  
28th DAY OF MAY, 2018  
ECR#212691

THIS PLAN LIES WITHIN THE METRO VANCOUVER REGIONAL DISTRICT

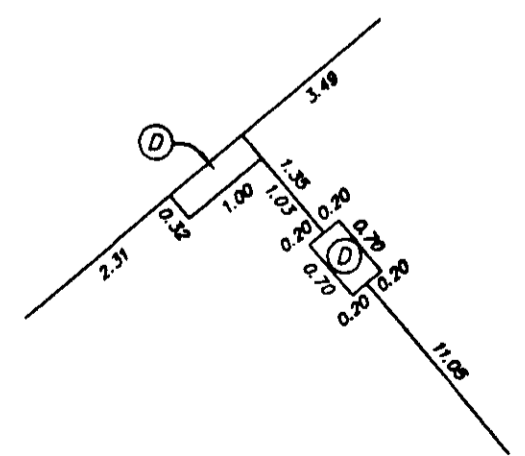
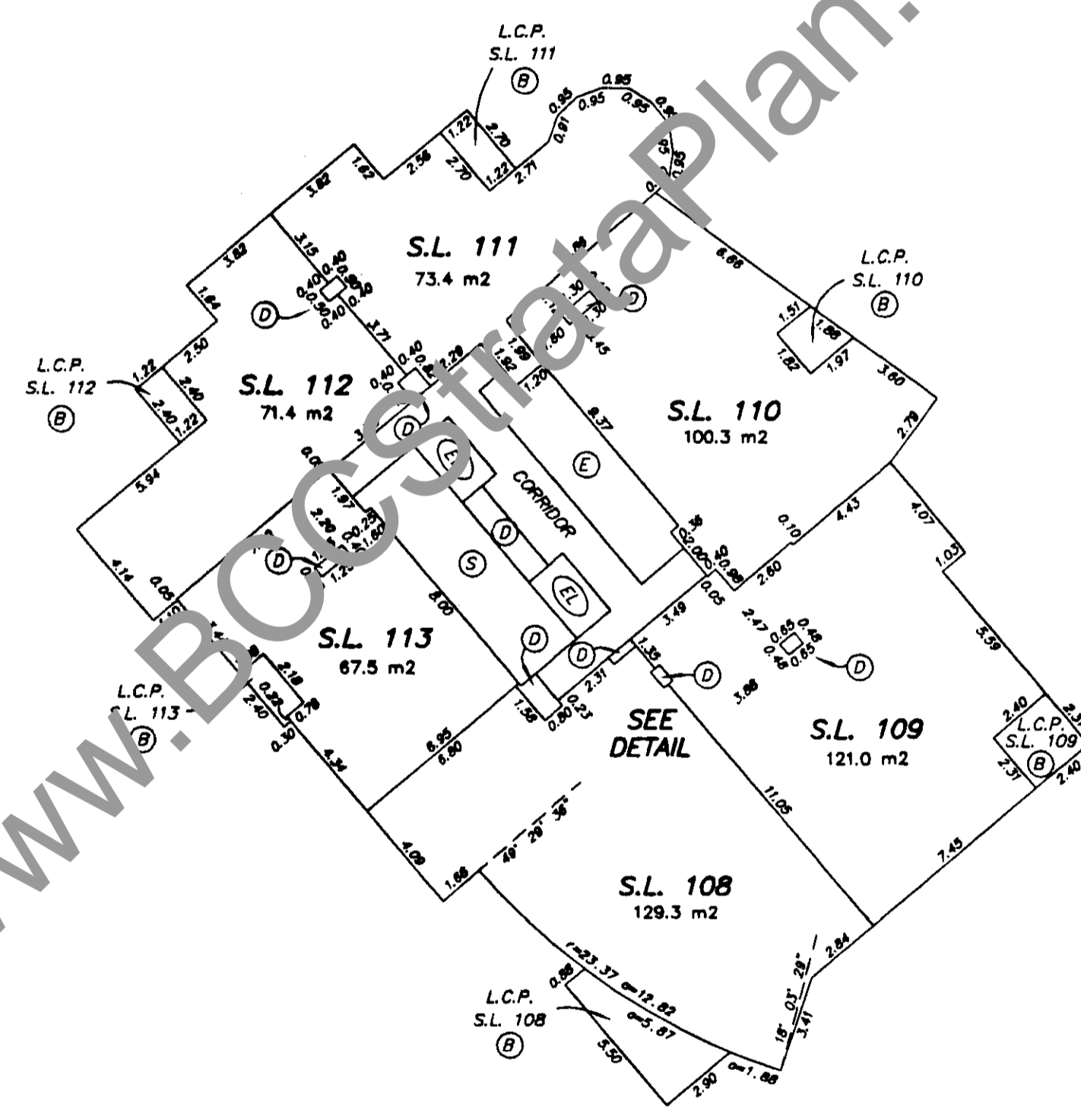

**BUTLER  
SUNDVICK** 4 - 19089 94th Ave  
Surrey, BC V4N 3S4  
www.butlersundvick.ca  
Tel. 604-513-9611

File: 5159  
Dwg: 5159-C



# TOWER A - 22nd FLOOR

SHEET 54 OF 125  
**STRATA PLAN LMS 3903**



**DETAIL**  
NOT TO SCALE

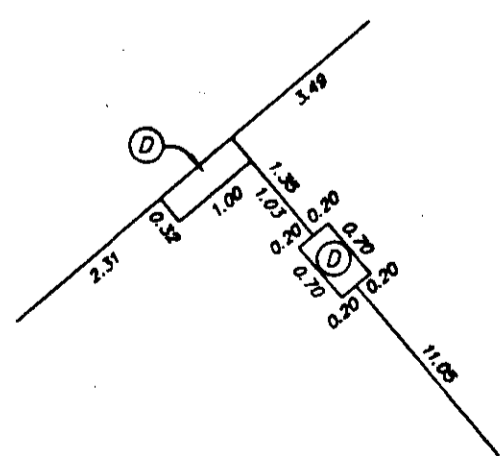
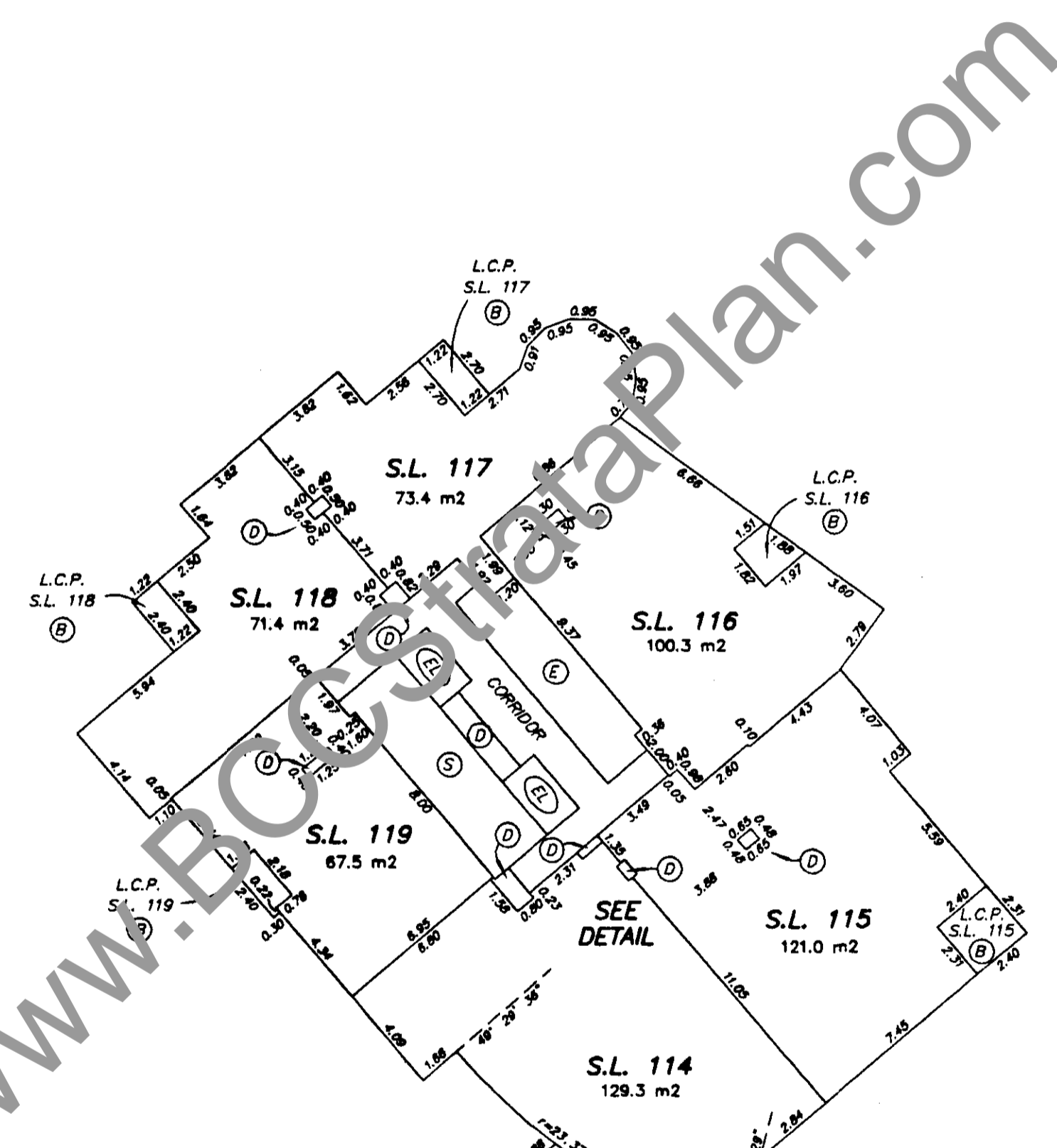


GARY C. SUNDVICK, B.C.L.S.  
19th APRIL 1999  
BUTLER, SUNDVICK & ASSOCIATES  
FILE: 96-646 DWG: 96646-6F

# TOWER A - 23rd FLOOR


SHEET 55 OF 125  
STRATA PLAN LMS 3903

0 5 10 15  
SCALE 1:200 DISTANCES ARE METRIC



**DETAIL**  
NOT TO SCALE

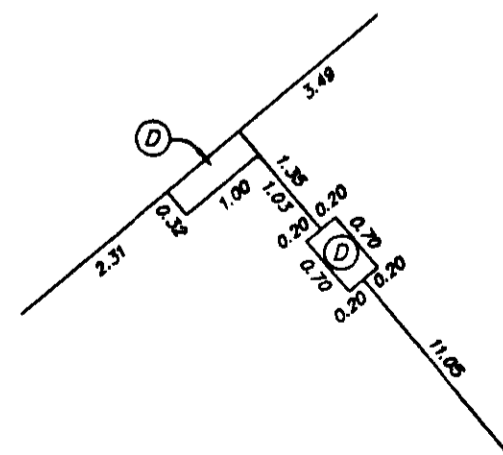
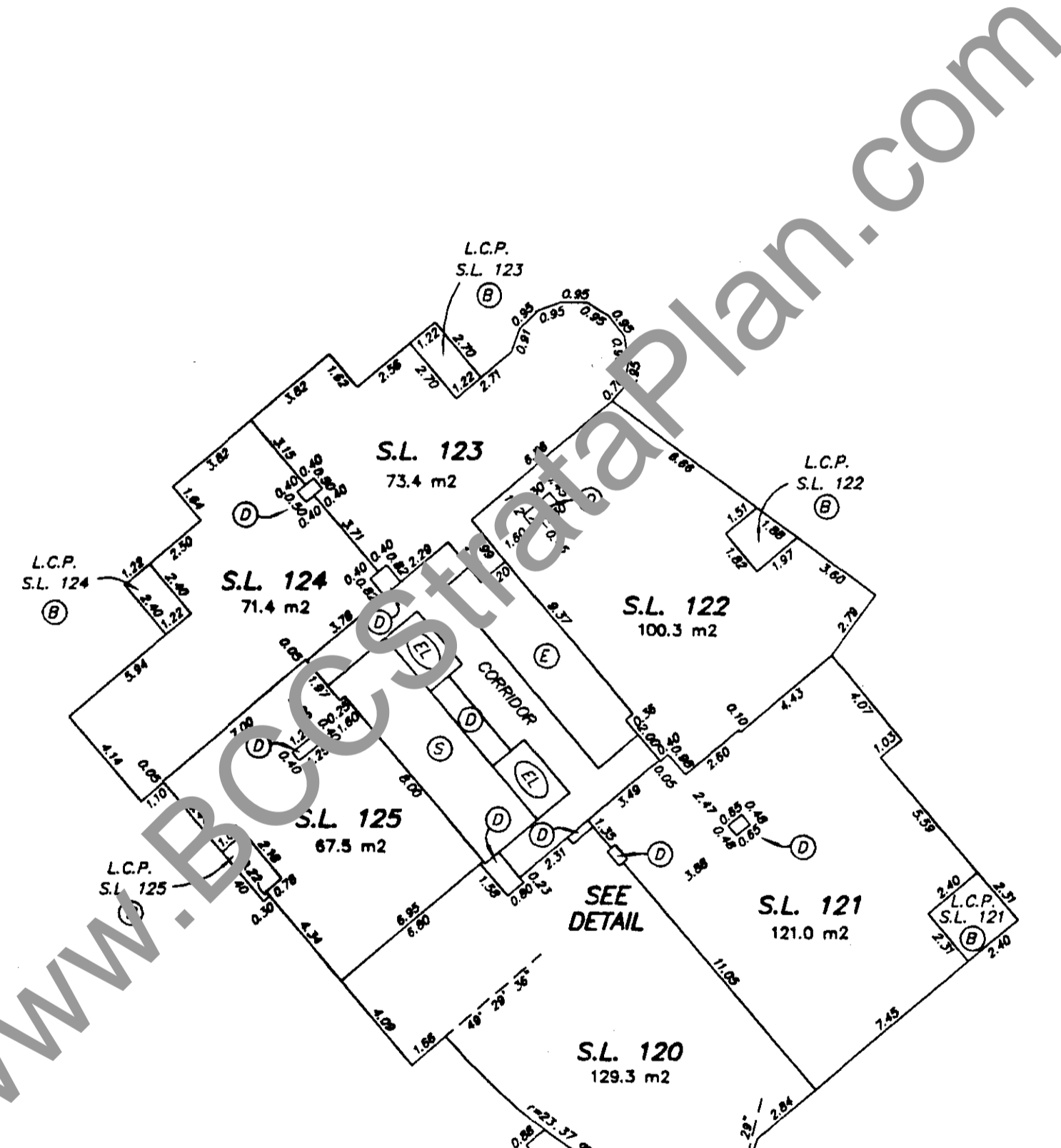
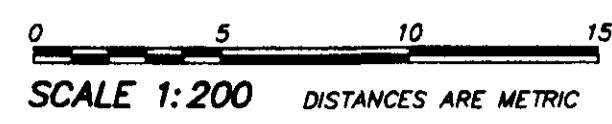


  
GARY C. SUNDVICK, B.C.L.S.  
19th APRIL 1999  
BUTLER, SUNDVICK & ASSOCIATES  
FILE: 96-646 DWG.: 96646-6F

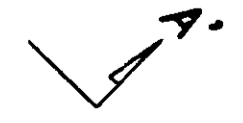



# TOWER A - 25th FLOOR

SHEET 56 OF 125  
STRATA PLAN LMS 3903



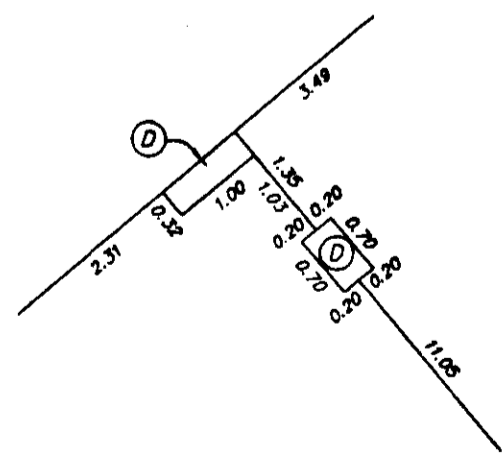
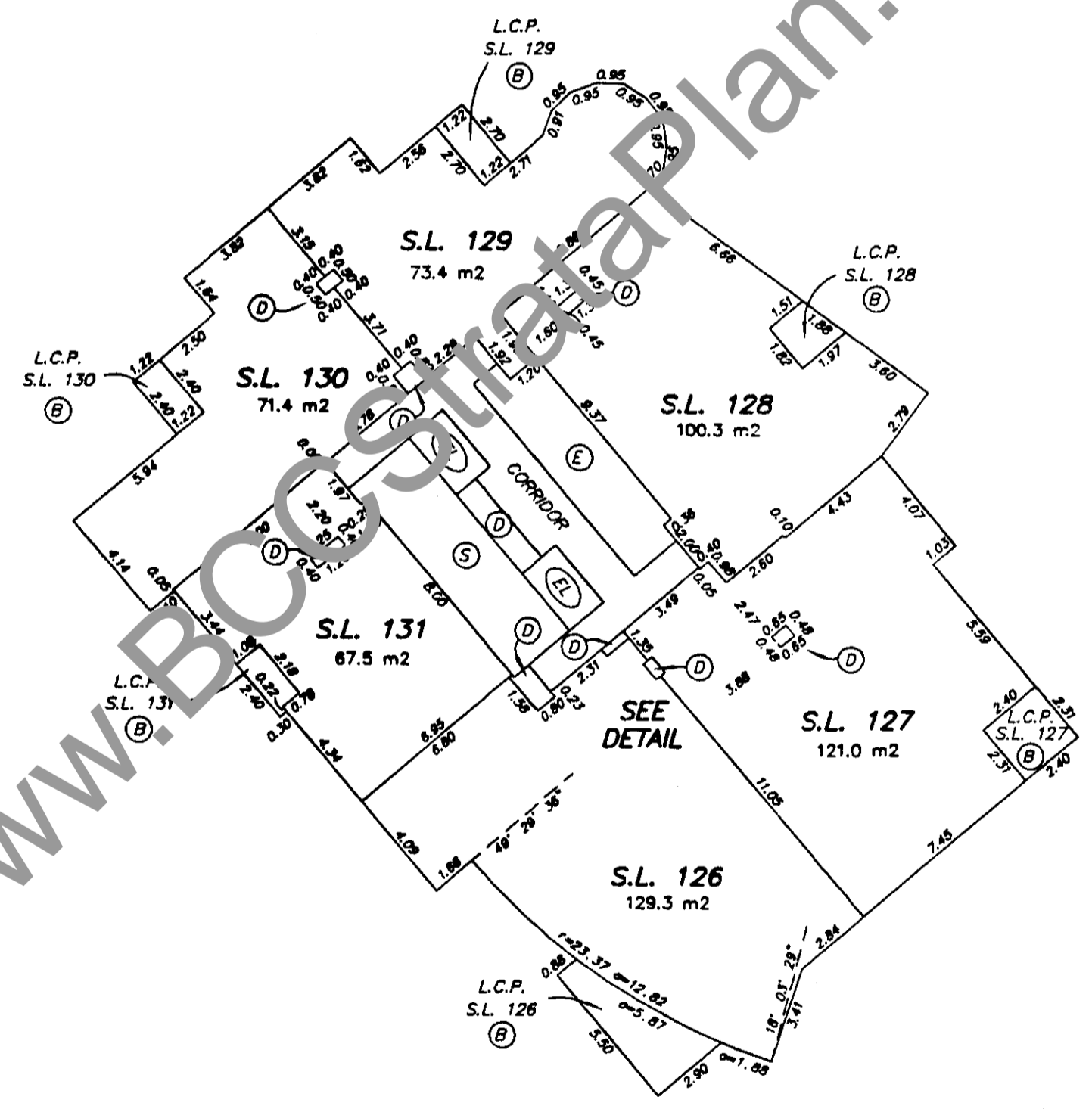
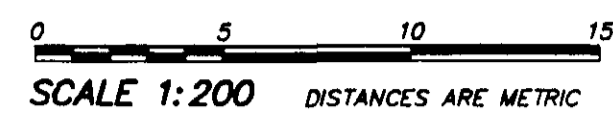
**DETAIL**  
NOT TO SCALE



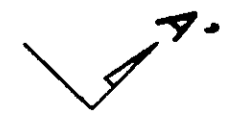
  
GARY C. SUNDVICK, B.C.L.S.  
19th APRIL 1999  
BUTLER, SUNDVICK & ASSOCIATES  
FILE: 96-646 DWG.: 96646-6F


# TOWER A - 26th FLOOR

SHEET 57 OF 125  
STRATA PLAN LMS 3903



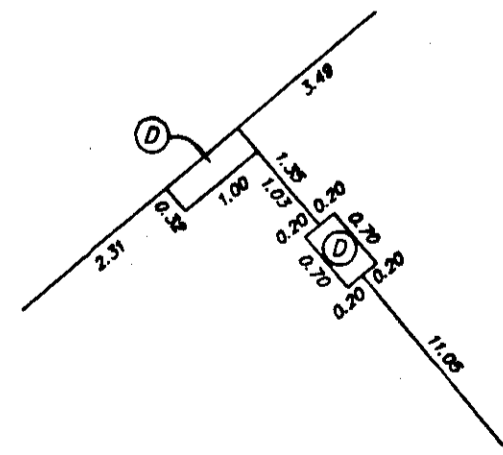
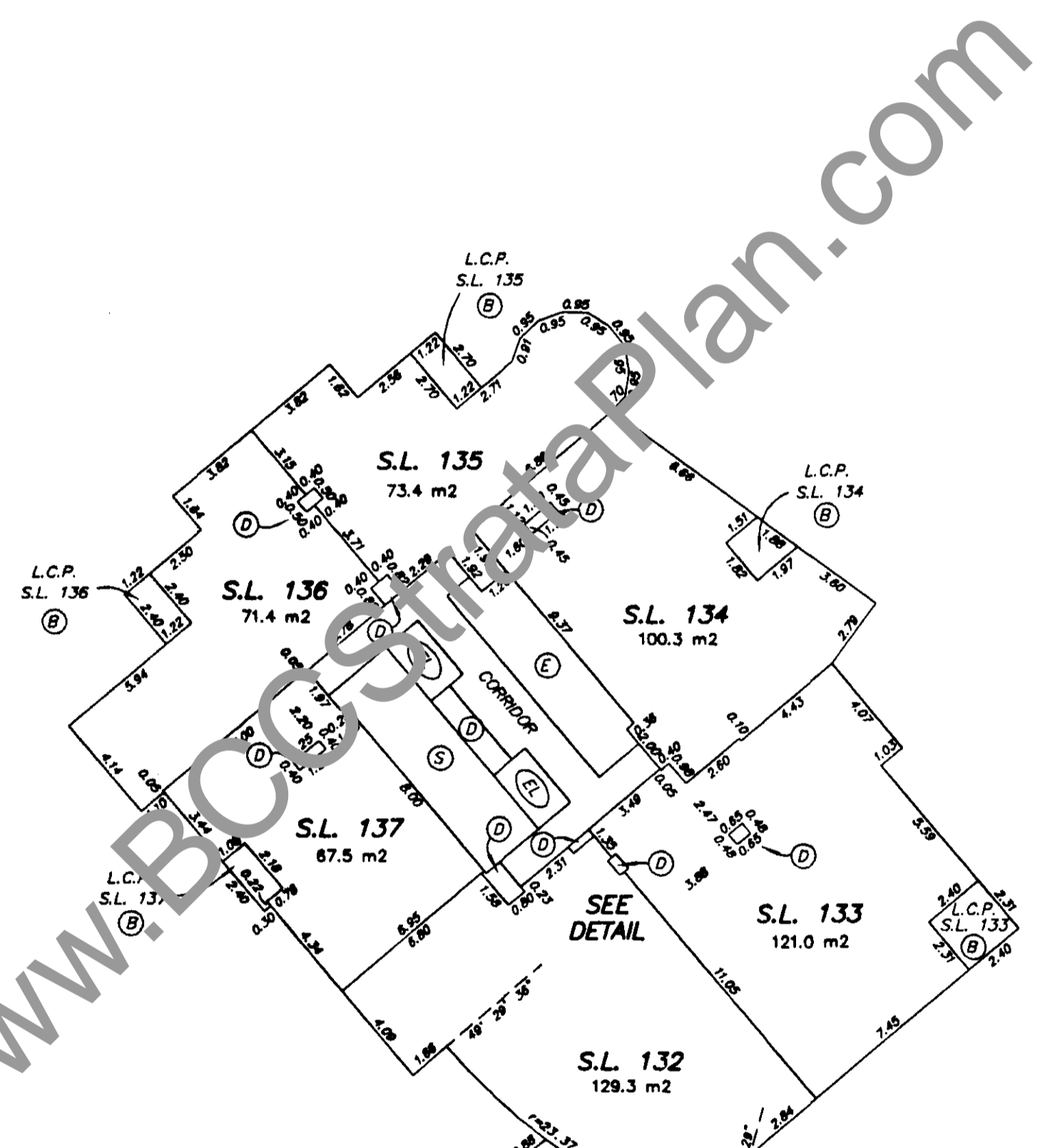
**DETAIL**  
NOT TO SCALE



  
GARY C. SUNDVICK, B.C.L.S.  
19th APRIL 1999  
BUTLER, SUNDVICK & ASSOCIATES  
FILE: 96-646 DWG: S6646-6F

# TOWER A - 27th FLOOR

SHEET 58 OF 125  
STRATA PLAN LMS 3903



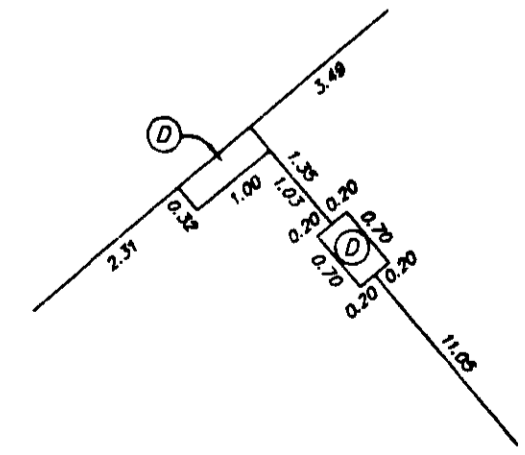
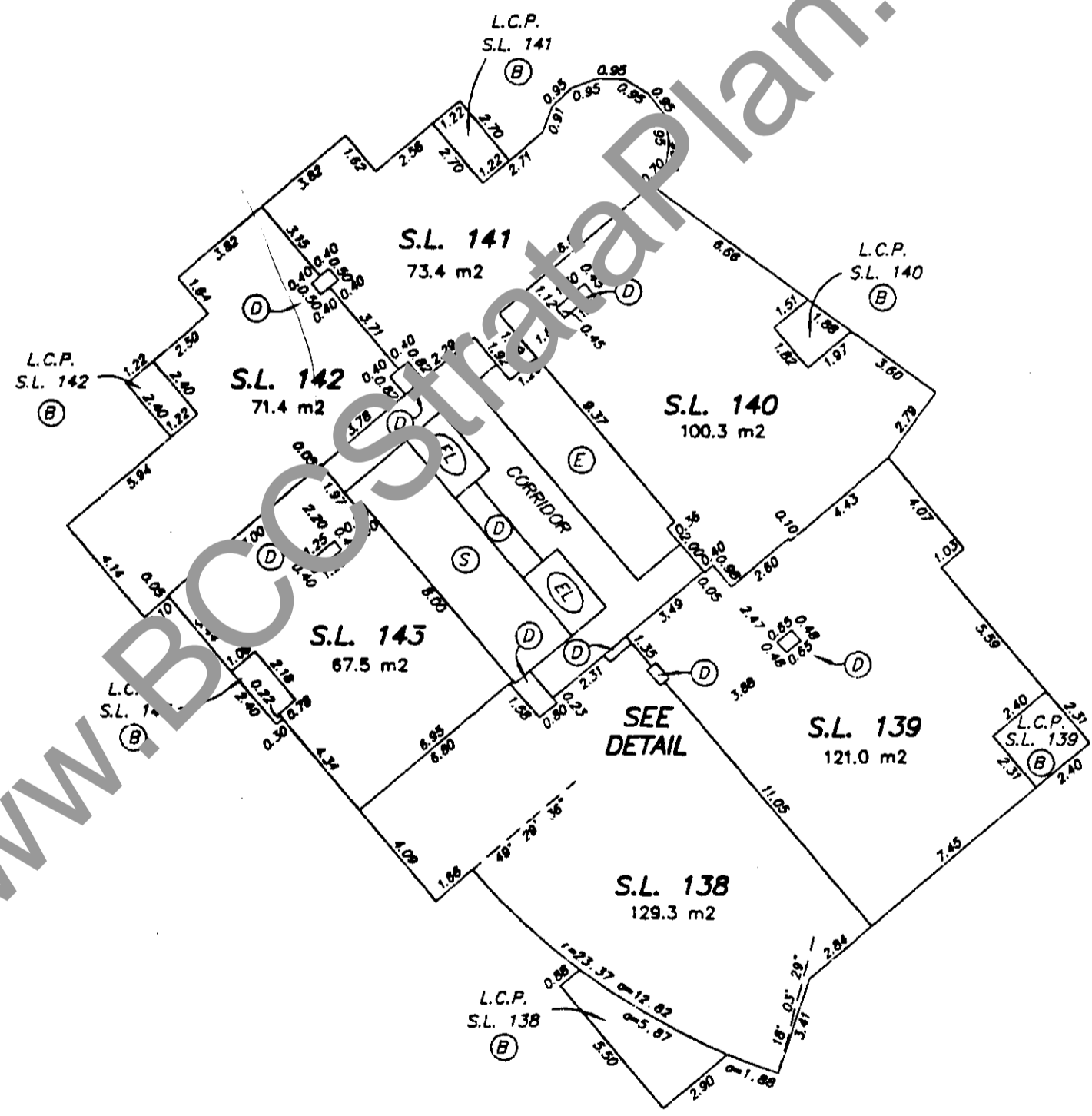
**DETAIL**  
NOT TO SCALE



*G.C.S.*  
GARY C. SUNDVICK, B.C.L.S.  
19th APRIL 1999  
BUTLER, SUNDVICK & ASSOCIATES  
FILE: 96-646 DWG.: 96646-6F


**TOWER A - 28th FLOOR**

SHEET 59 OF 125  
**STRATA PLAN LMS 3903**



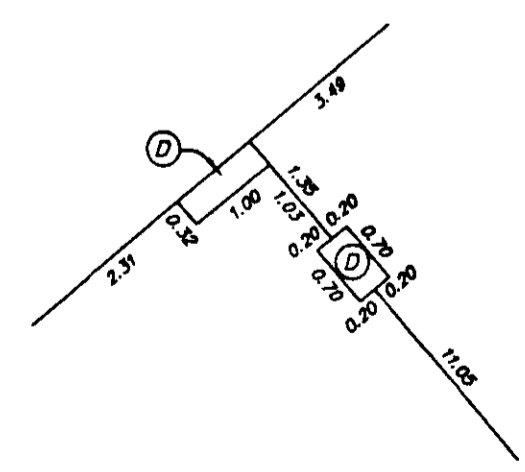
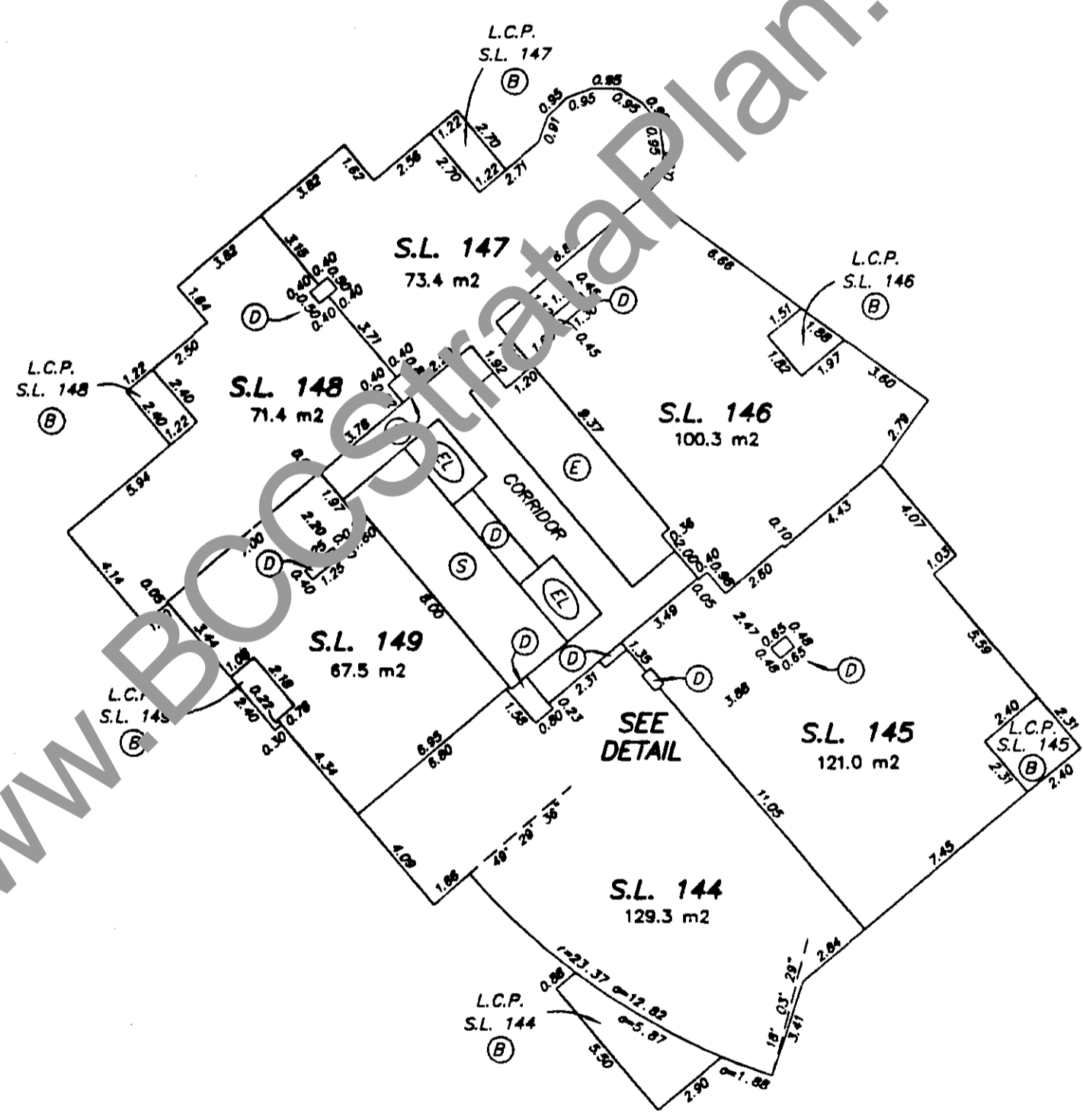
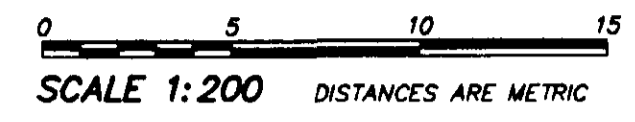
**DETAIL**  
NOT TO SCALE



  
GARY C. SUNDVICK, B.C.L.S.  
19th APRIL 1999  
BUTLER, SUNDVICK & ASSOCIATES  
FILE: 96-546 DWG.: 96646-6F

**TOWER A - 29th FLOOR**

SHEET 60 OF 125  
**STRATA PLAN LMS 3903**



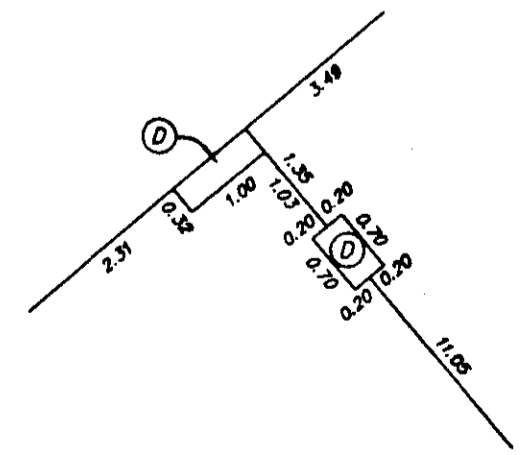
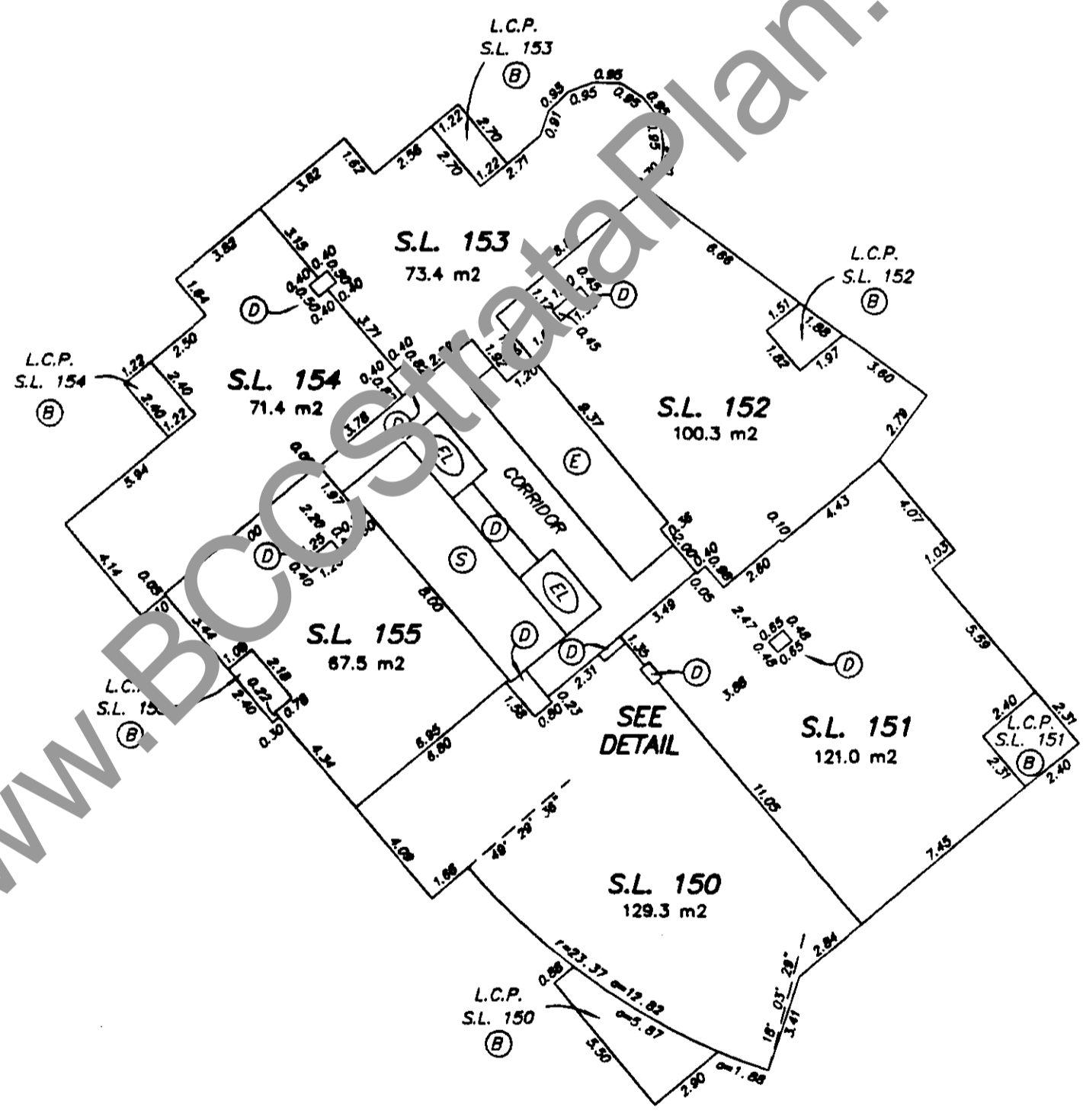
**DETAIL**  
NOT TO SCALE



GARY C. SUNDVICK, B.C.L.S.  
19th APRIL 1999  
BUTLER, SUNDVICK & ASSOCIATES  
FILE: 96-646 DWG.: 96646-EF


# TOWER A - 30th FLOOR

SHEET 61 OF 125  
STRATA PLAN LMS 3903



**DETAIL**  
NOT TO SCALE

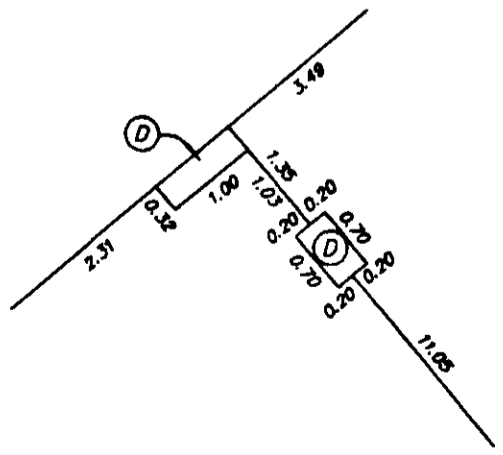
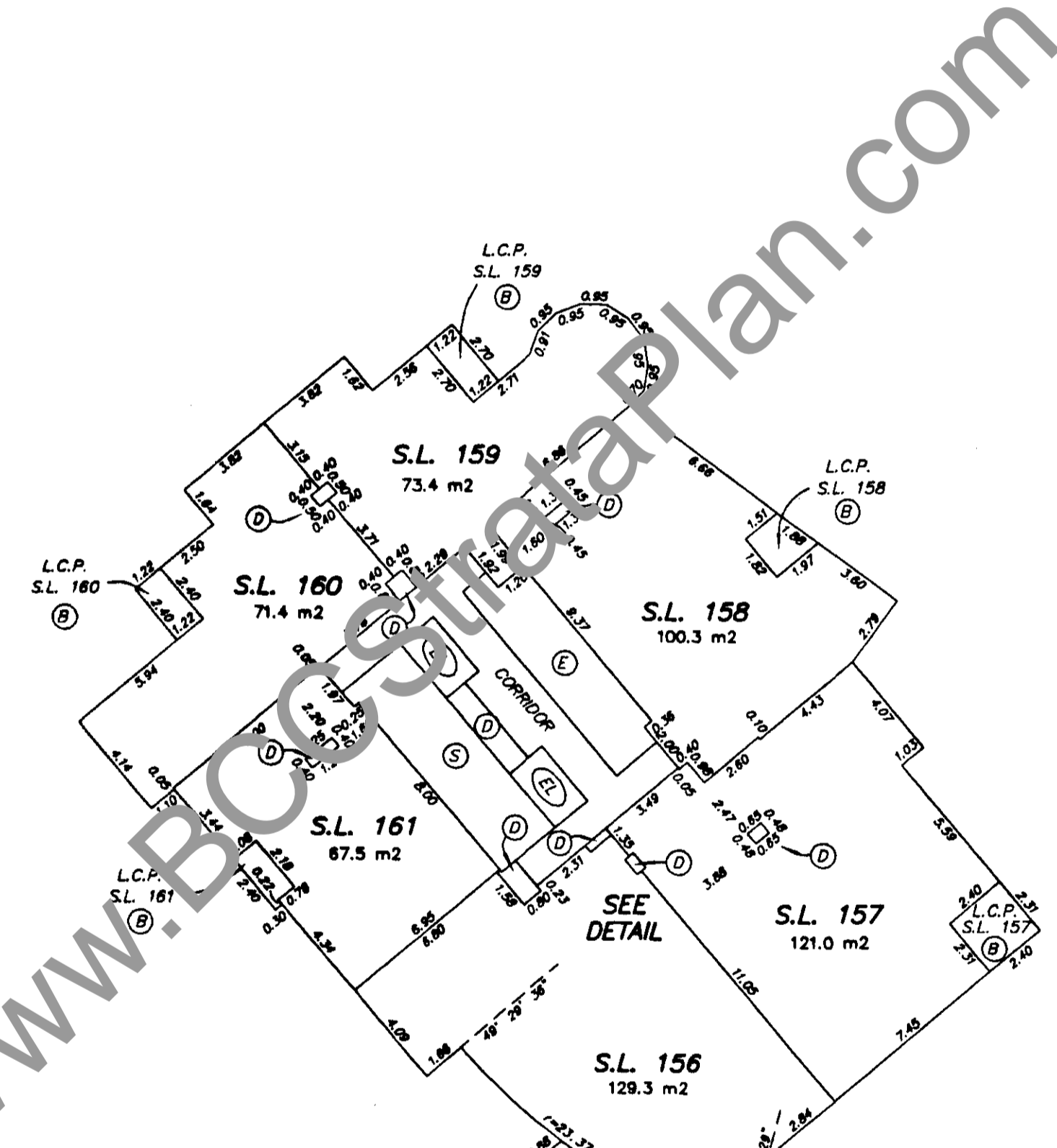


  
GARY C. SUNDVICK, B.C.L.S.  
19th APRIL 1999  
BUTLER, SUNDVICK & ASSOCIATES  
FILE: 96-646 DWG.: 96646-6F

# TOWER A - 31st FLOOR

SHEET 62 OF 125  
**STRATA PLAN LMS 3903**

0 5 10 15  
SCALE 1:200 DISTANCES ARE METRIC



**DETAIL**  
NOT TO SCALE

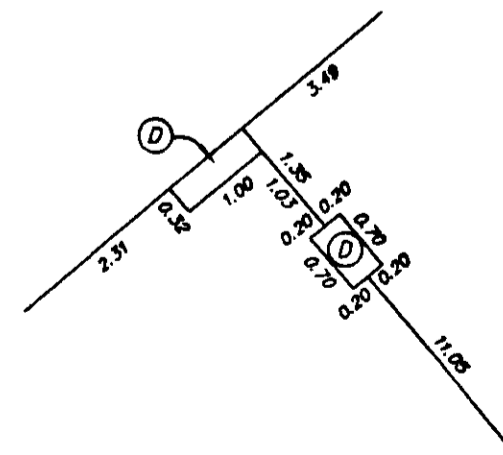
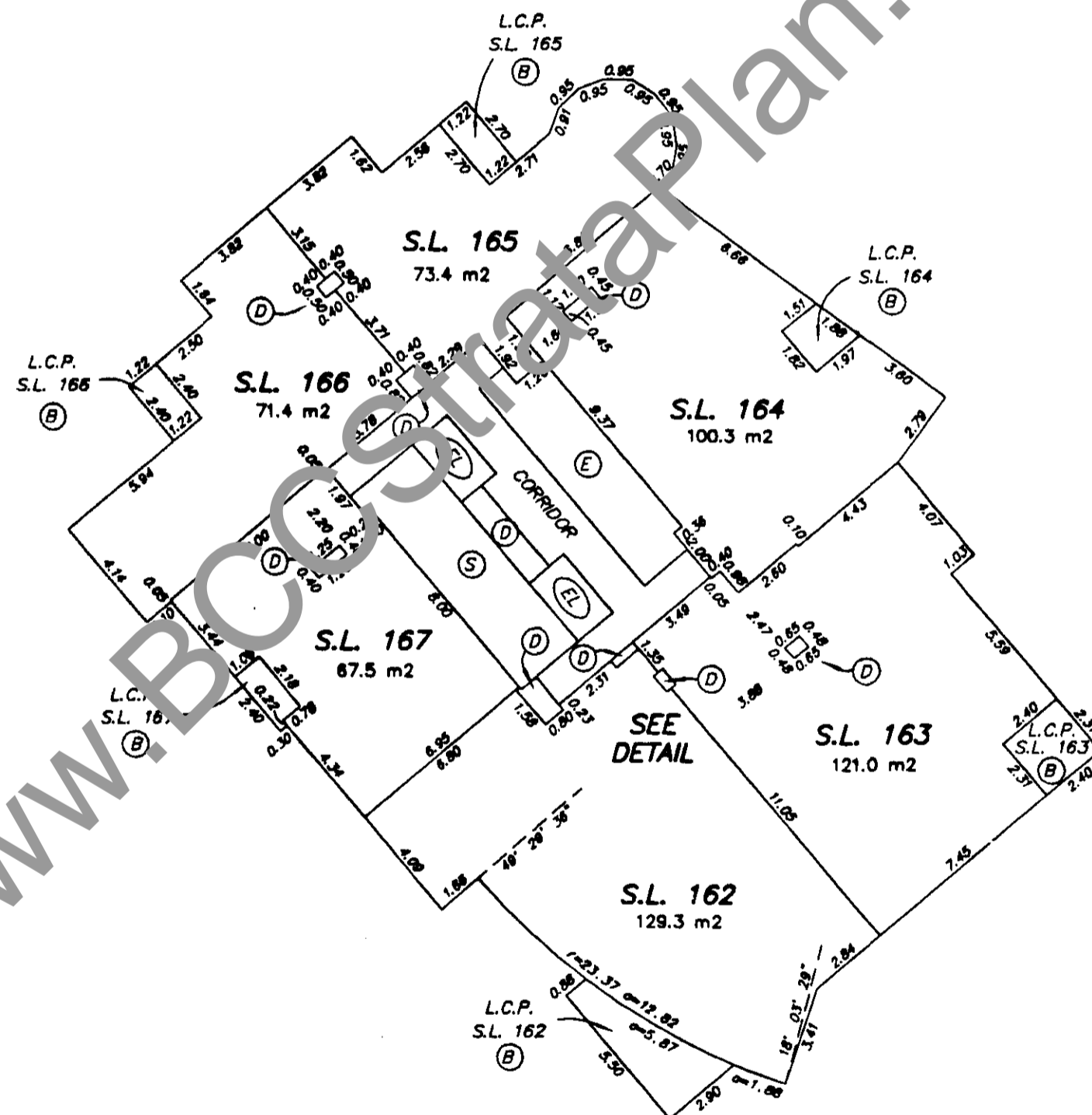



GARY C. SUNDVICK, B.C.L.S.  
19th APRIL 1999  
BUTLER, SUNDVICK & ASSOCIATES  
FILE: 96-646 DWG: 96646-6F

**TOWER A - 32nd FLOOR**


**STRATA PLAN LMS 3903** SHEET 63 OF 125

0 5 10 15  
SCALE 1:200 DISTANCES ARE METRIC



**DETAIL**  
NOT TO SCALE

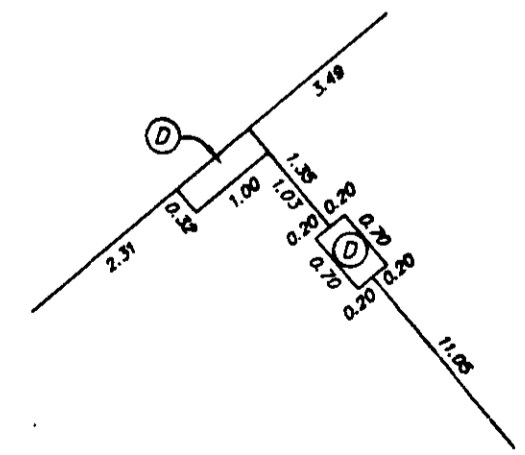
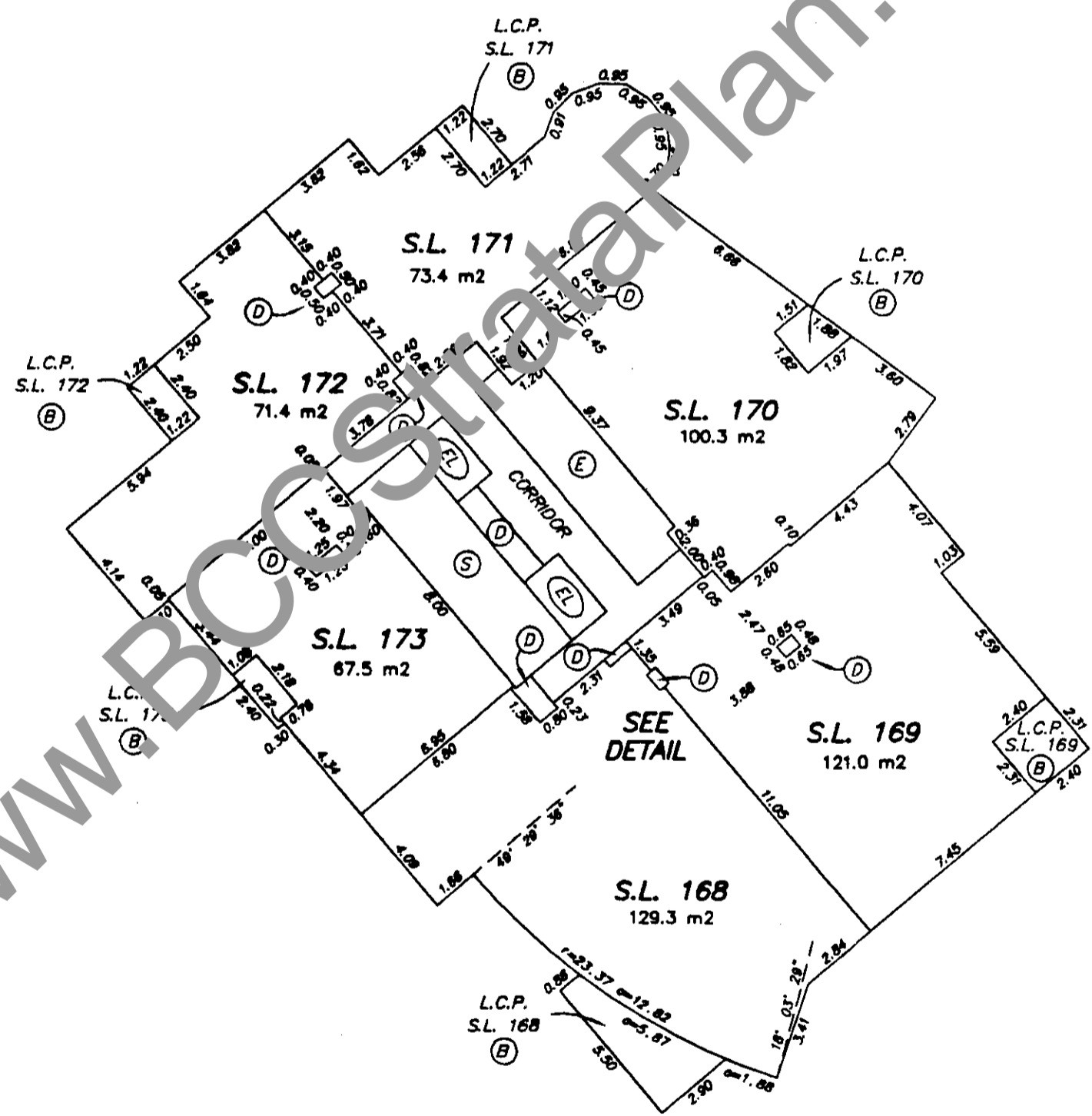


  
GARY C. SUNDVICK, B.C.L.S.  
19th APRIL 1999  
BUTLER, SUNDVICK & ASSOCIATES  
FILE: 96-646 DWG.: 96646-6F



# TOWER A - 33rd FLOOR

SHEET 64 OF 125  
STRATA PLAN LMS 3903



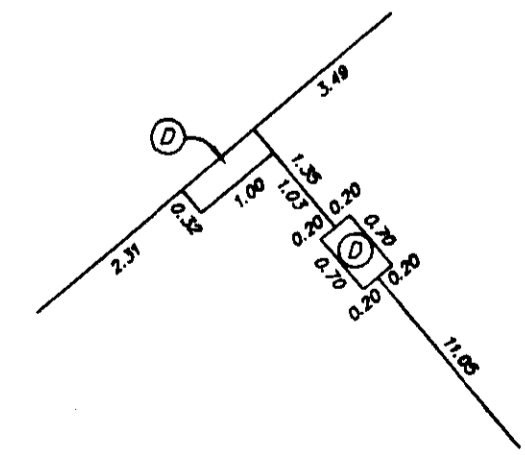
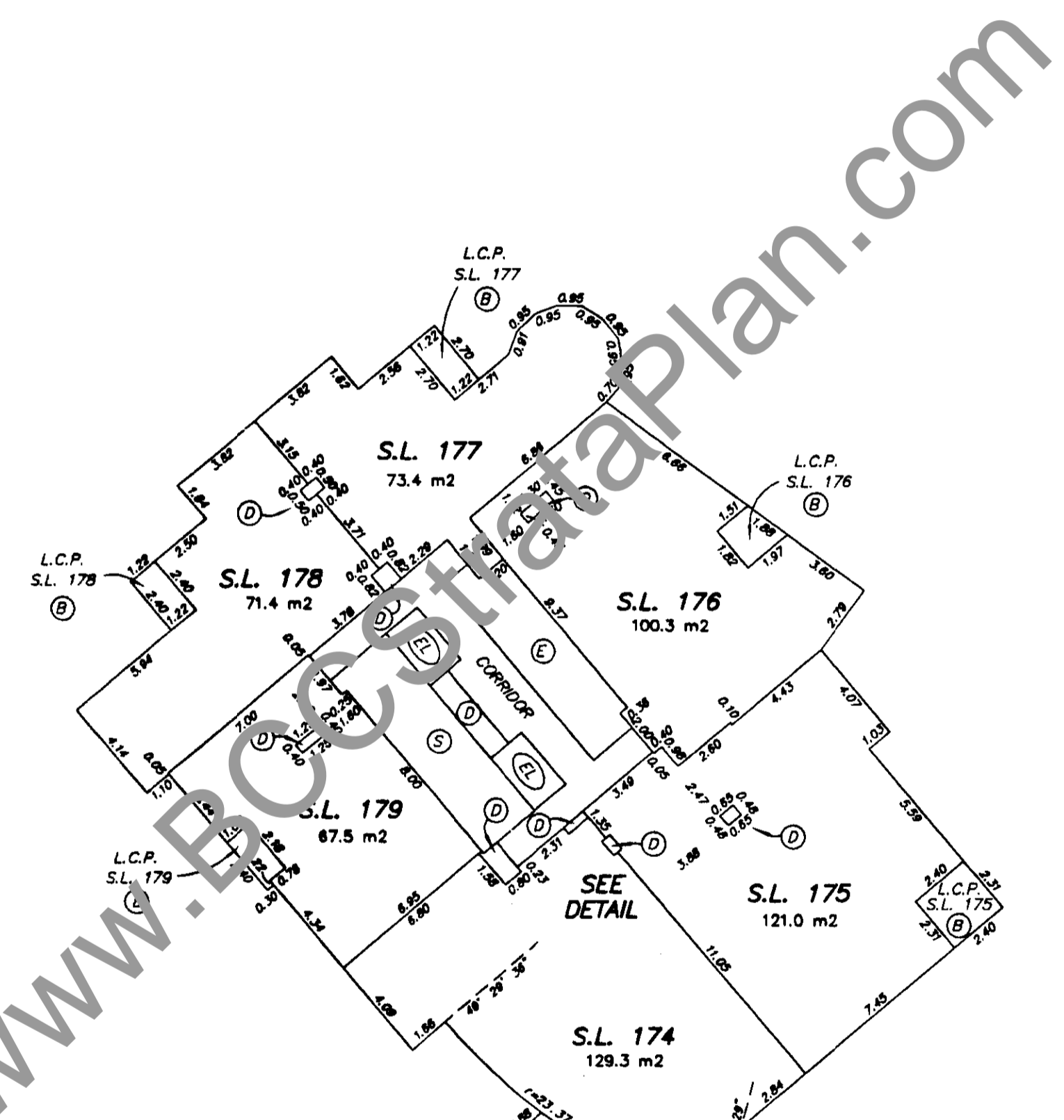
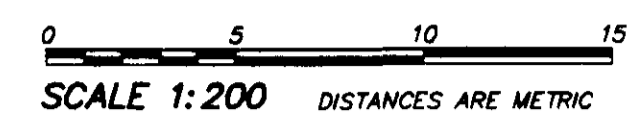
**DETAIL**  
NOT TO SCALE



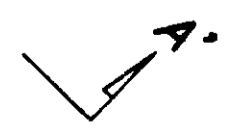
*G.C.S.*  
GARY C. SUNDVICK, B.C.L.S.  
19th APRIL 1999  
BUTLER, SUNDVICK & ASSOCIATES  
FILE: 96-646 DWG.: 96646-6F

# TOWER A - 35th FLOOR

SHEET 65 OF 125  
**STRATA PLAN LMS 3903**



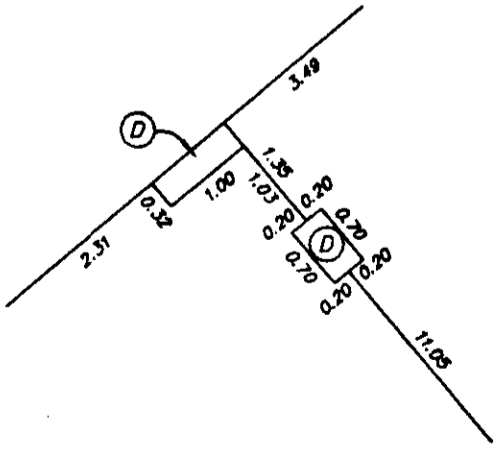
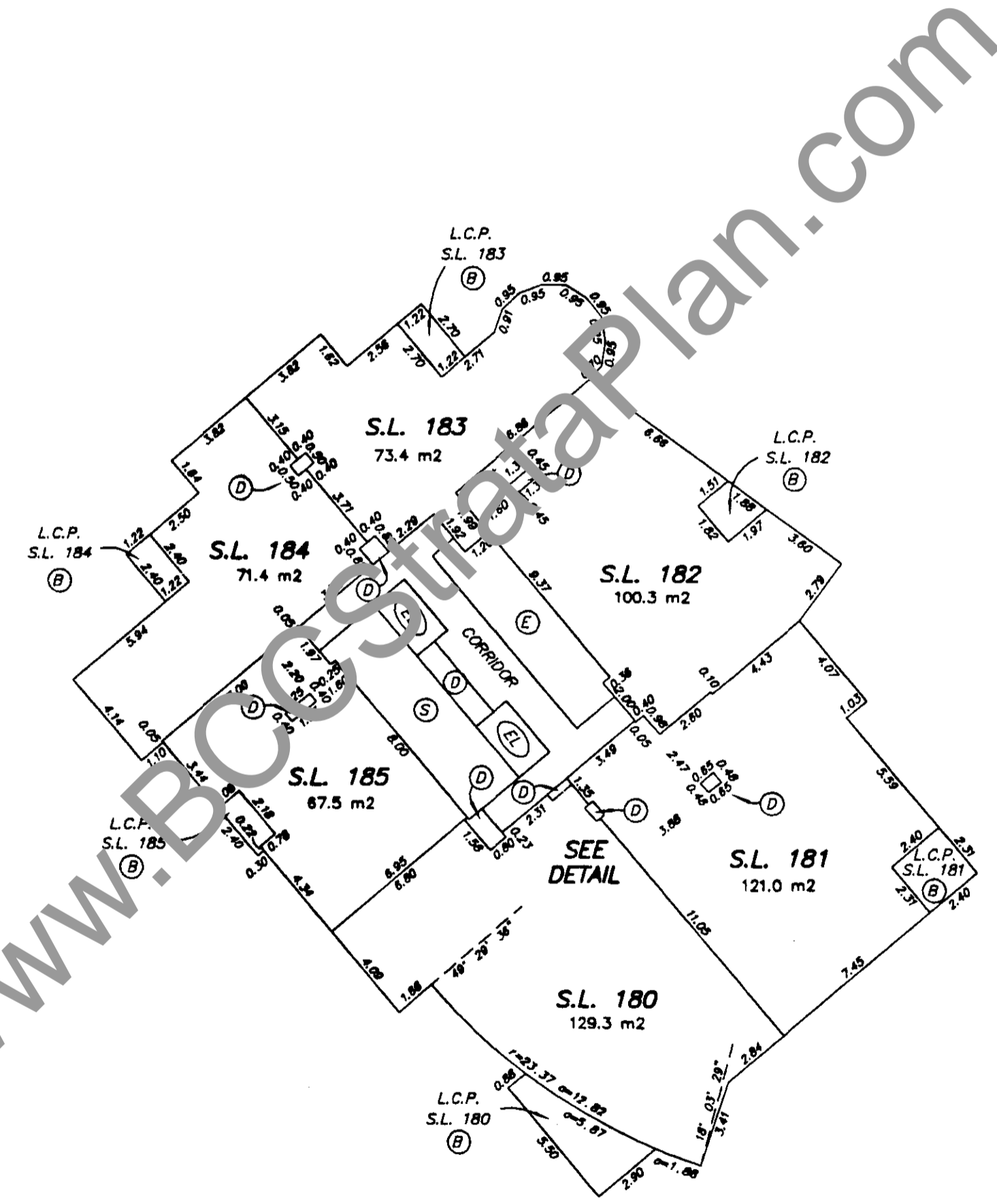

**DETAIL**  
NOT TO SCALE



*G.C.*  
GARY C. SUNDVICK, B.C.L.S.  
19th APRIL 1999  
BUTLER, SUNDVICK & ASSOCIATES  
FILE: 96-646 DWG.: 96646-6F

# TOWER A - 36th FLOOR

SHEET 66 OF 125  
STRATA PLAN LMS 3903



**DETAIL**  
NOT TO SCALE



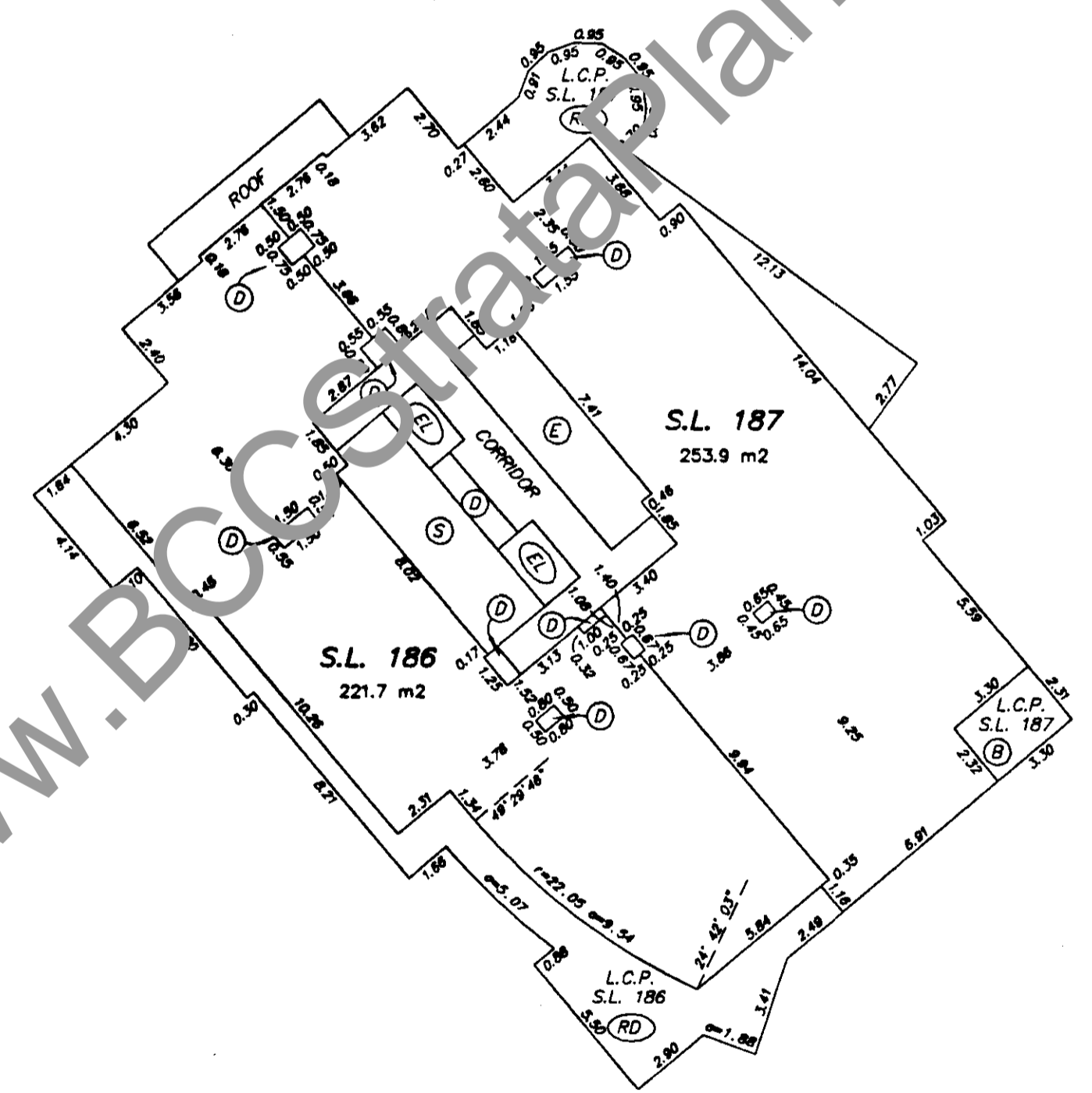
GARY C. SUNDVICK, B.C.L.S.  
19th APRIL 1999  
BUTLER, SUNDVICK & ASSOCIATES  
FILE: 05-346 DWG.: 50546-6F

# TOWER A - 37th FLOOR

SHEET 67 OF 125  
STRATA PLAN LMS **3903**



WWW.BCCSTRATAPLAN.COM




  
GARY C. SUNDVICK, B.C.L.S.  
19th APRIL 1999  
BUTLER, SUNDVICK & ASSOCIATES  
FILE: 96-648 DWG.: 96646-6F

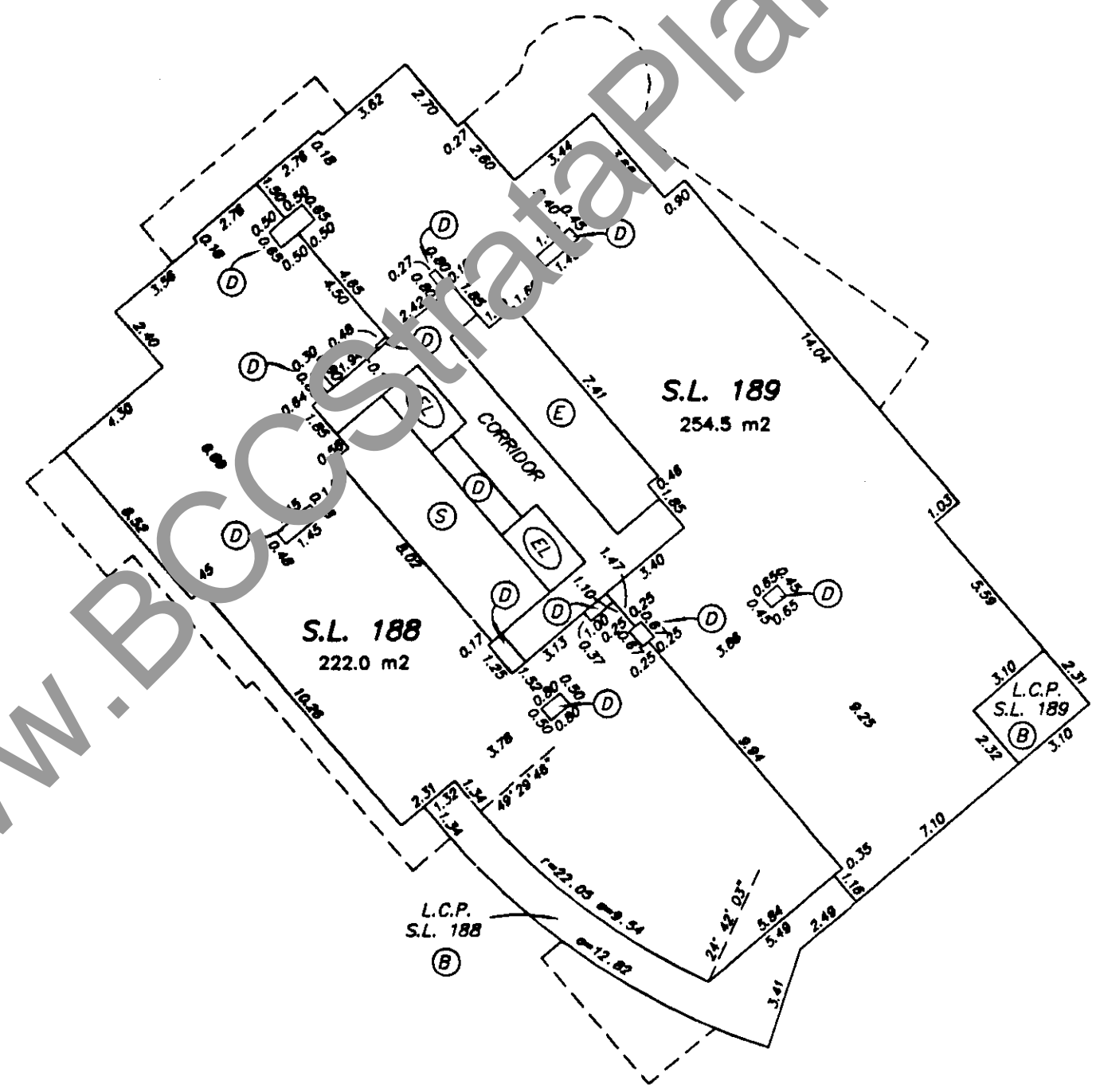
# TOWER A - 38th FLOOR

# STRATA PLAN LMS 3903

0 5 10 15  
SCALE 1:200 DISTANCES ARE METRIC



WWW.BCCSTRATAPLAN.COM

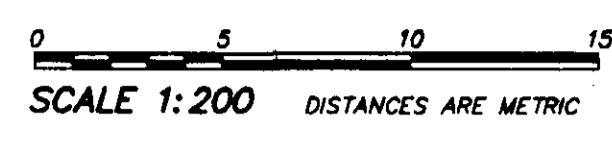


GARY C. SUNDVICK, B.C.L.S.  
19th APRIL 1999  
BUTLER, SUNDVICK & ASSOCIATES  
FILE: 96-646 DWG.: 96646-6F

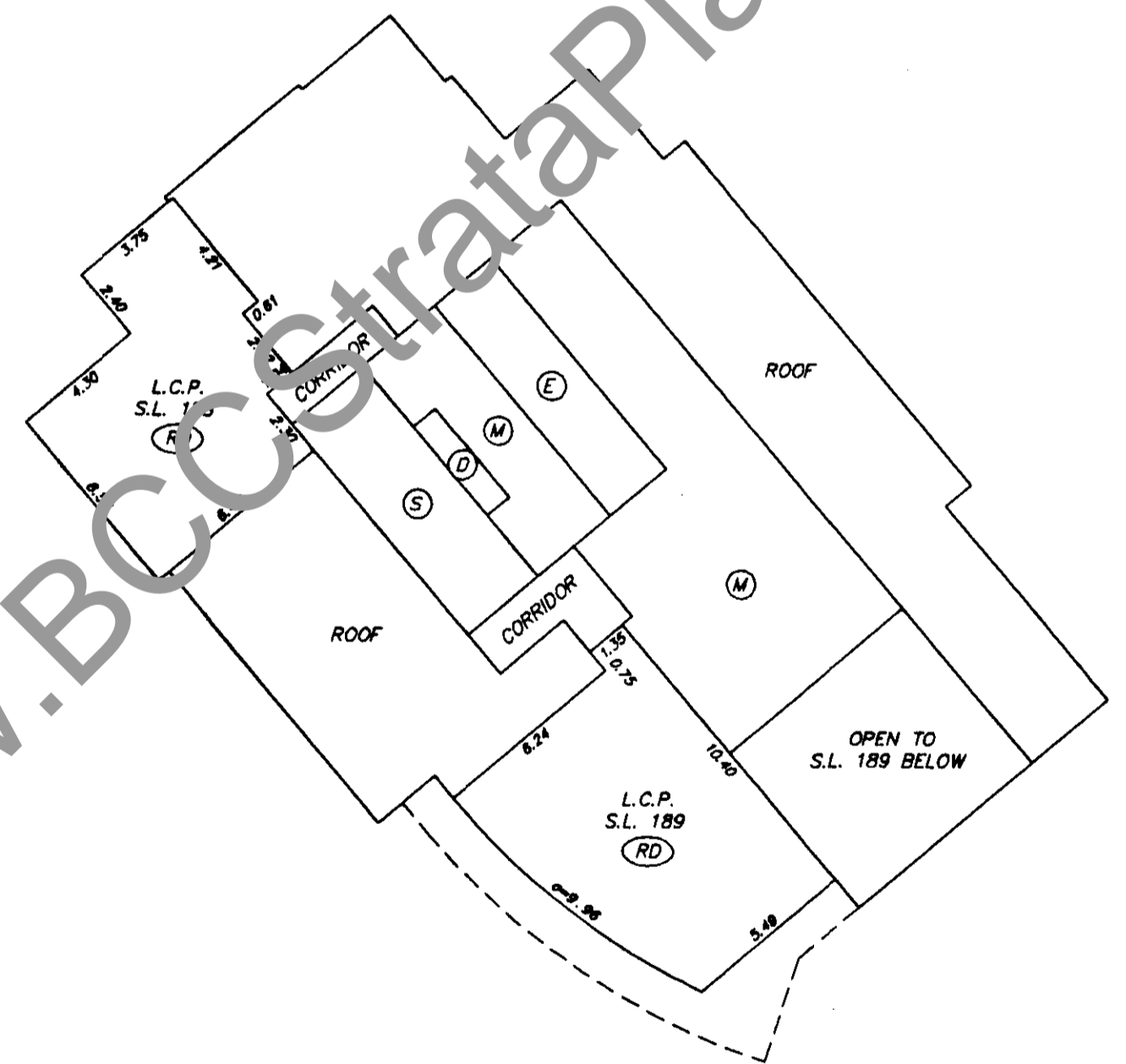
**TOWER A - 39th FLOOR**

**STRATA PLAN LMS 3903**

SHEET 69 OF 125



WWW.BCCSTRATAPLAN.COM



GARY C. SUNDVICK, B.C.L.S.

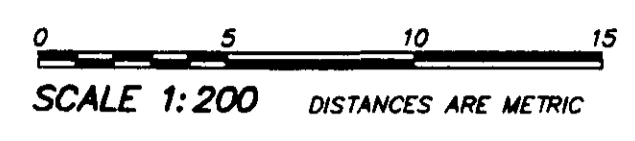
19th APRIL 1999

BUTLER, SUNDVICK & ASSOCIATES


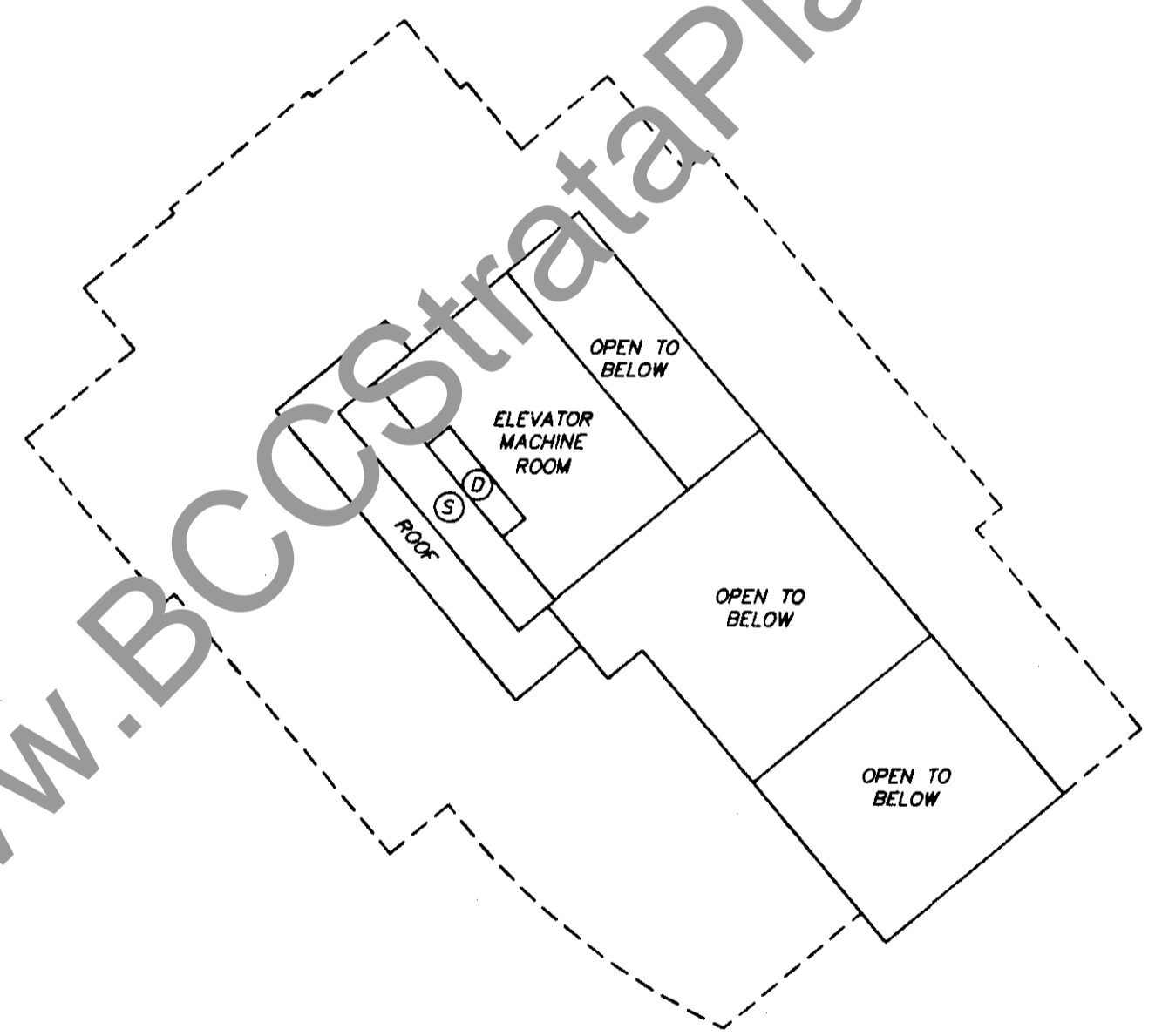
FILE: 96-E46 DWG.: 96E46-6F

**TOWER A - ELEVATOR MACHINE ROOM**

SHEET 70 OF 125  
**STRATA PLAN LMS 3903**



WWW.BCCStrataPlan.com

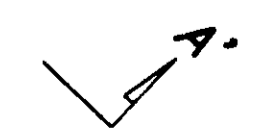
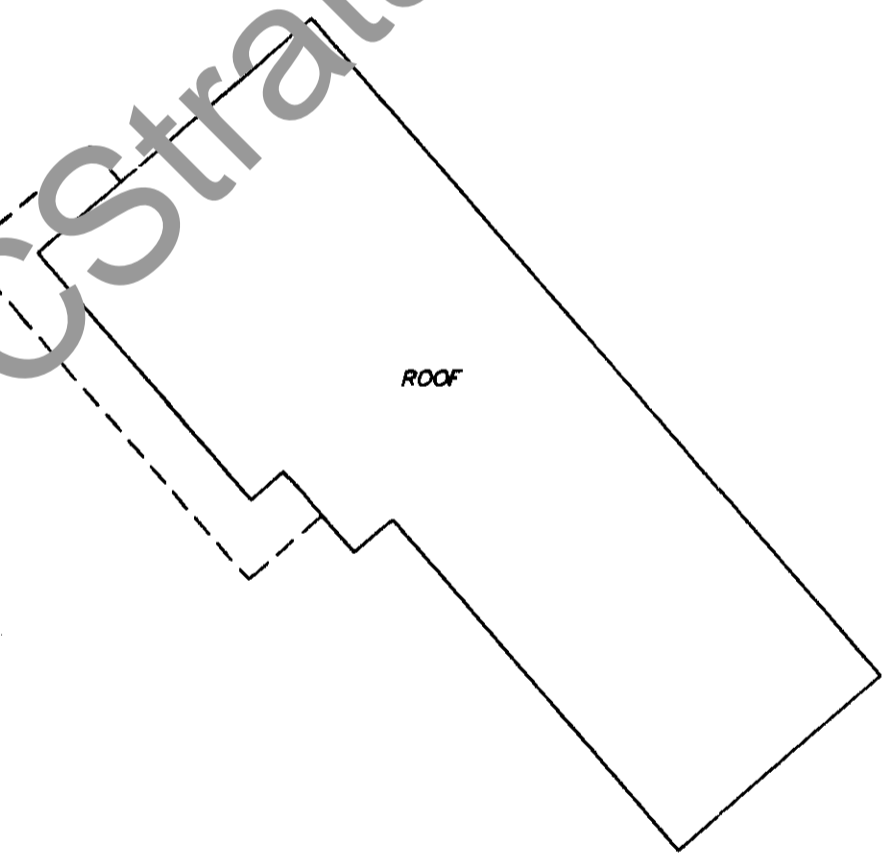


  
GARY C. SUNDVICK, B.C.L.S.  
19th APRIL 1999  
BUTLER, SUNDVICK & ASSOCIATES  
FILE: 96-646 DWG: 96646-6F

**TOWER A - ROOF**



WWW.BCCStrataPlan.com



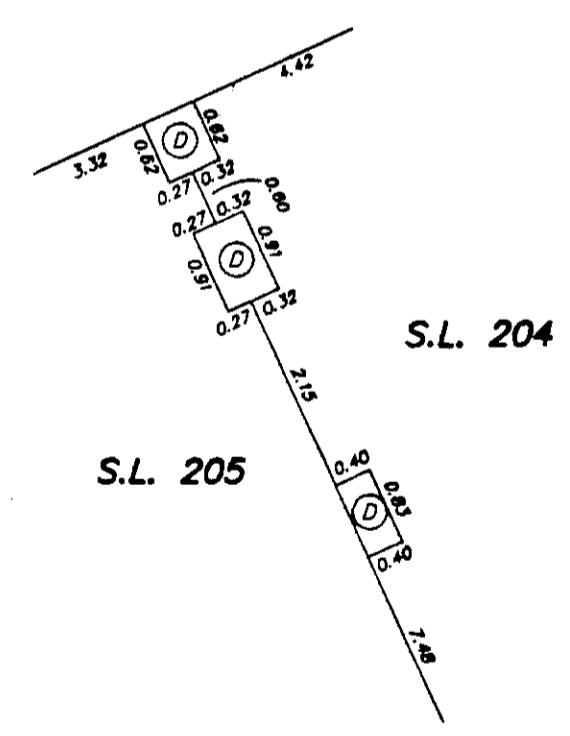
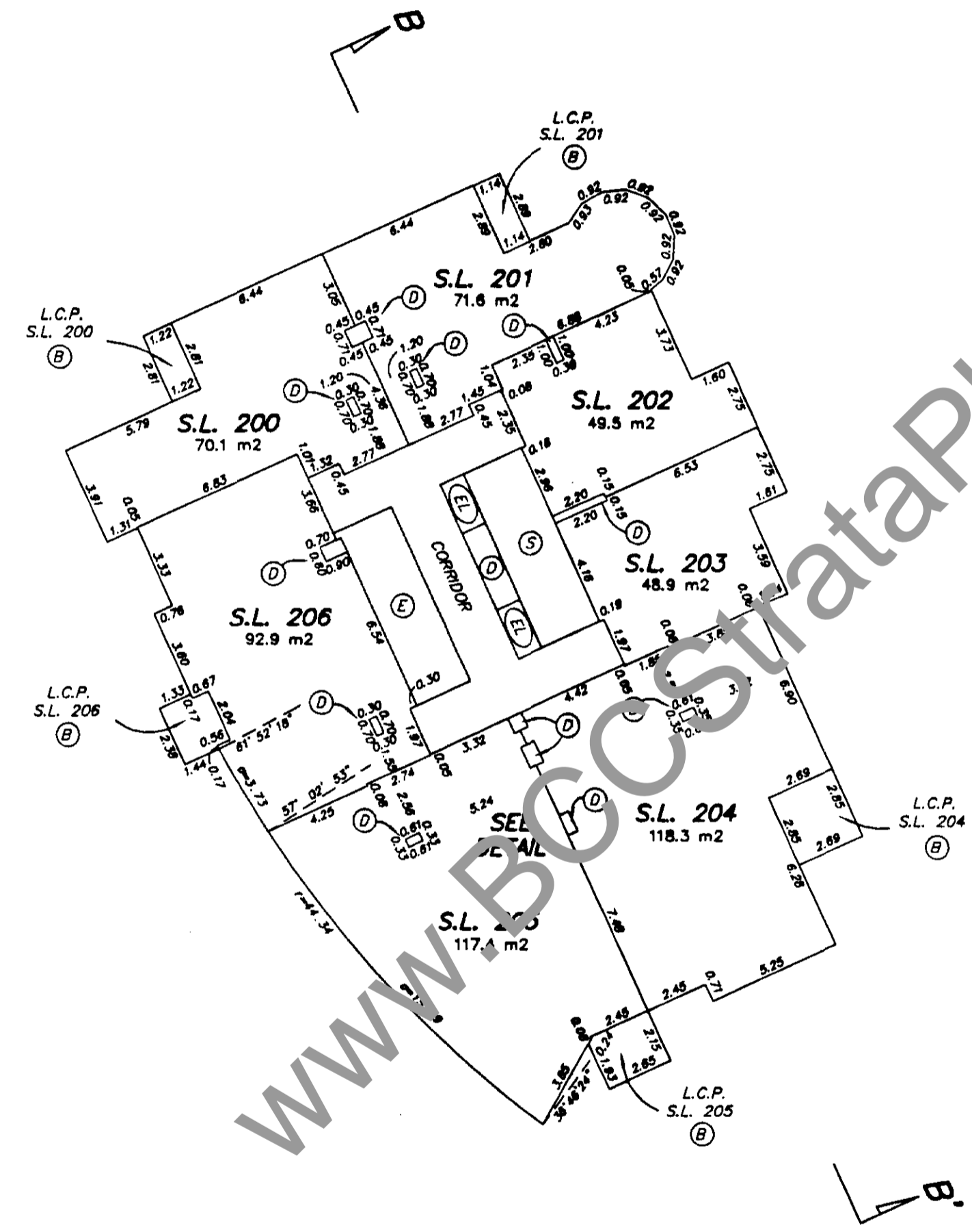
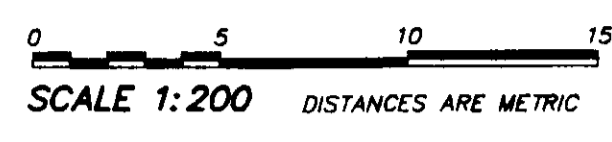
*G.S.*

GARY C. SUNDVICK, B.C.L.S.  
19th APRIL 1999  
BUTLER, SUNDVICK & ASSOCIATES  
FILE: 96-646 DWG.: 96646-6F



# TOWER B - 6th FLOOR

SHEET 72 OF 125  
**STRATA PLAN LMS 3903**



**DETAIL**  
NOT TO SCALE

WWW.BCSstrataPlan.com

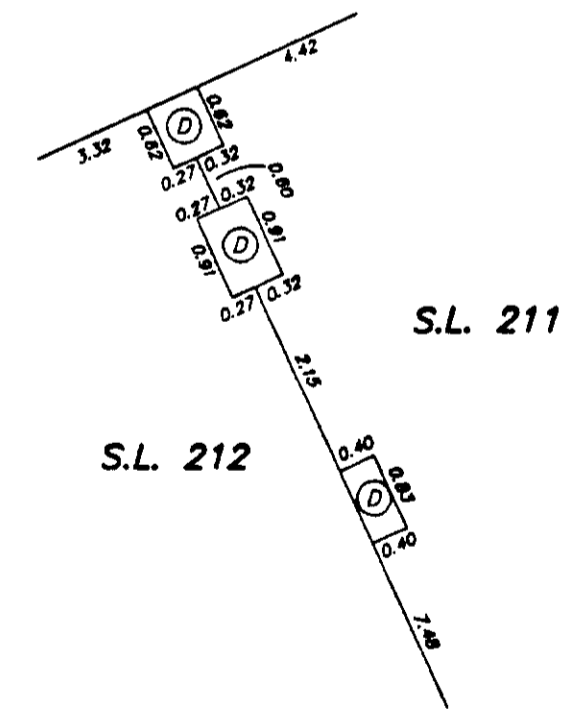
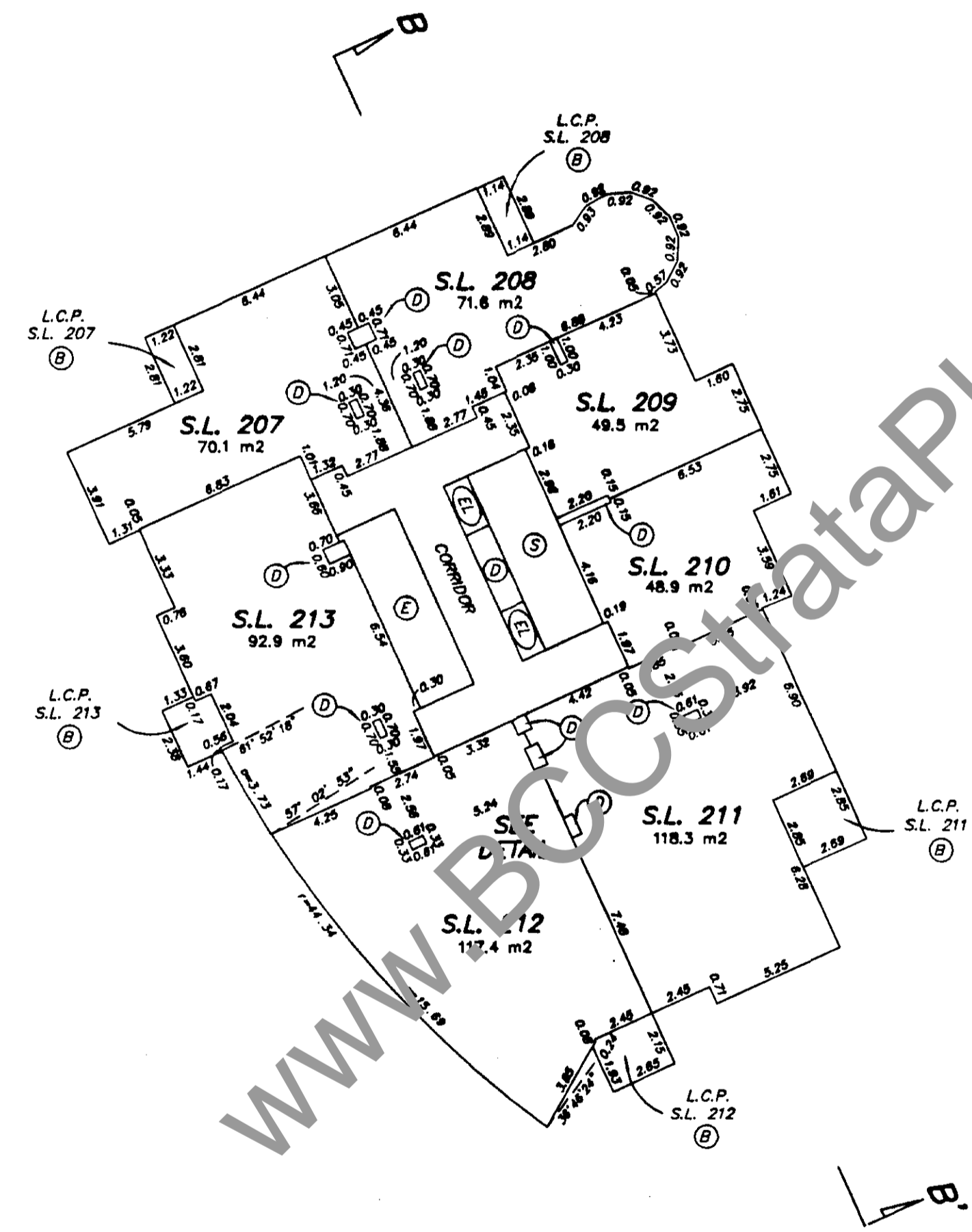

GARY C. SUNDVICK, B.C.L.S.

19th APRIL 1999  
BUTLER, SUNDVICK & ASSOCIATES  
FILE: 96-846 DWG.: 96646-6F

# TOWER B - 7th FLOOR

SHEET 73 OF 125  
STRATA PLAN LMS 3903

0 5 10 15  
SCALE 1:200 DISTANCES ARE METRIC



**DETAIL**  
NOT TO SCALE

WWW.BCStrataPlan.com

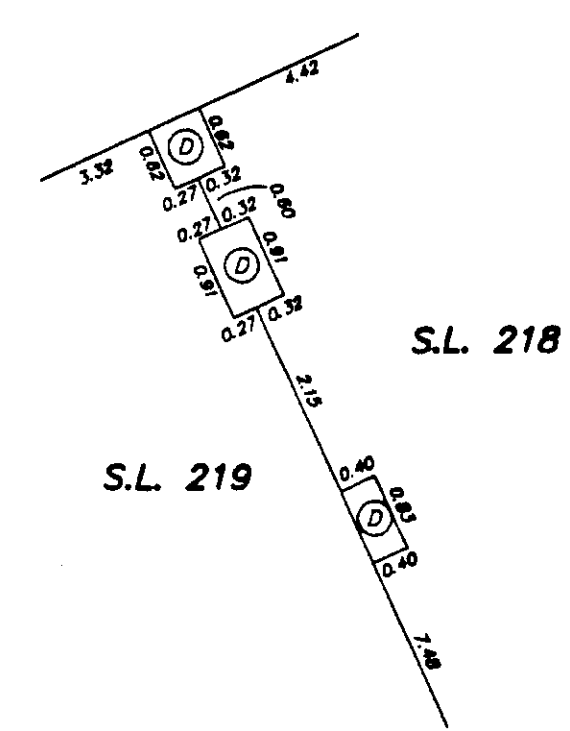
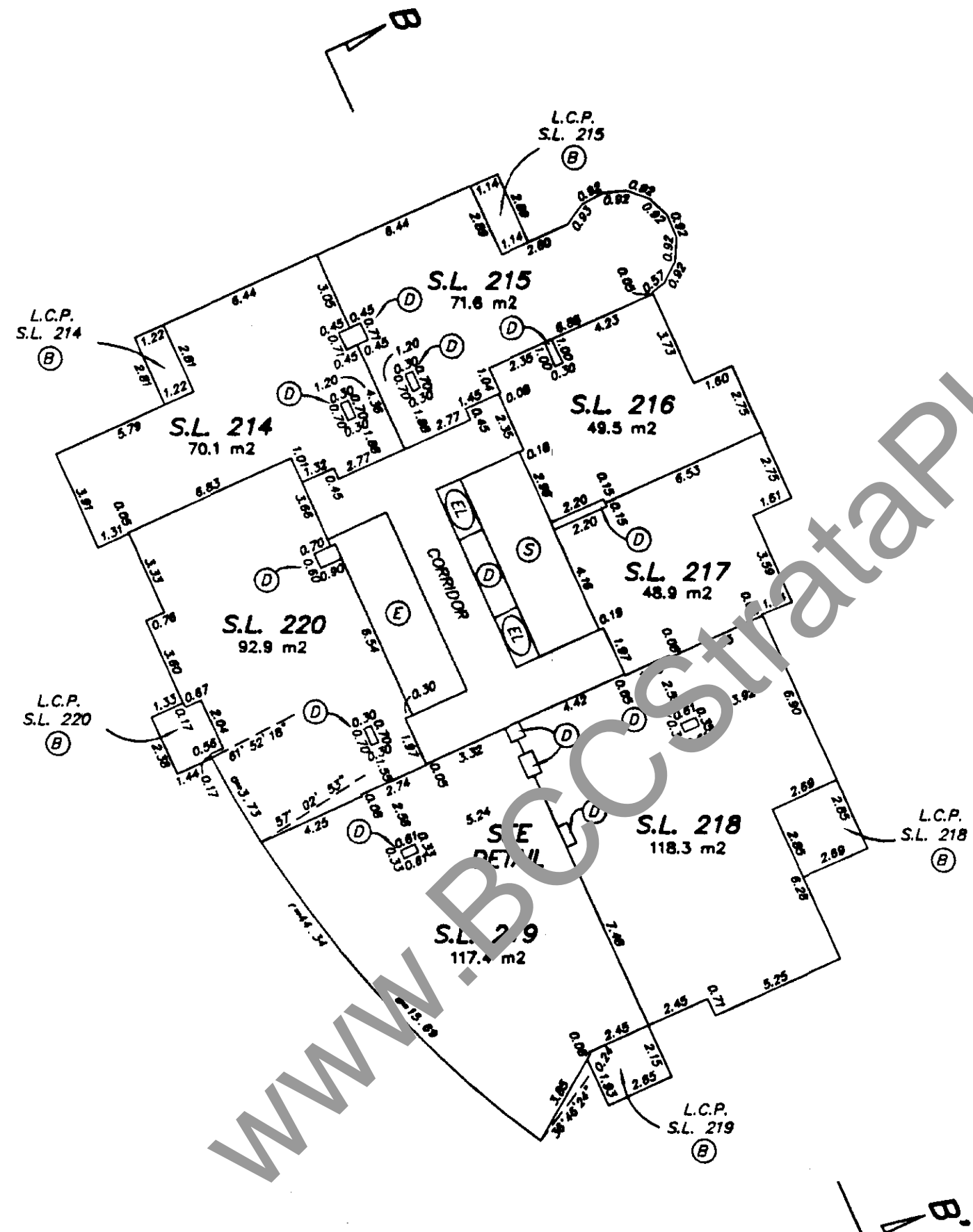

GARY C. SUNDVICK, B.C.L.S.  
19th APRIL 1999  
BUTLER, SUNDVICK & ASSOCIATES  
FILE: 98-646 DWS.: 98646-6F

# TOWER B - 8th FLOOR

# STRATA PLAN LMS 3903

SHEET 74 OF 125

0 5 10 15  
SCALE 1:200 DISTANCES ARE METRIC



**DETAIL**  
NOT TO SCALE

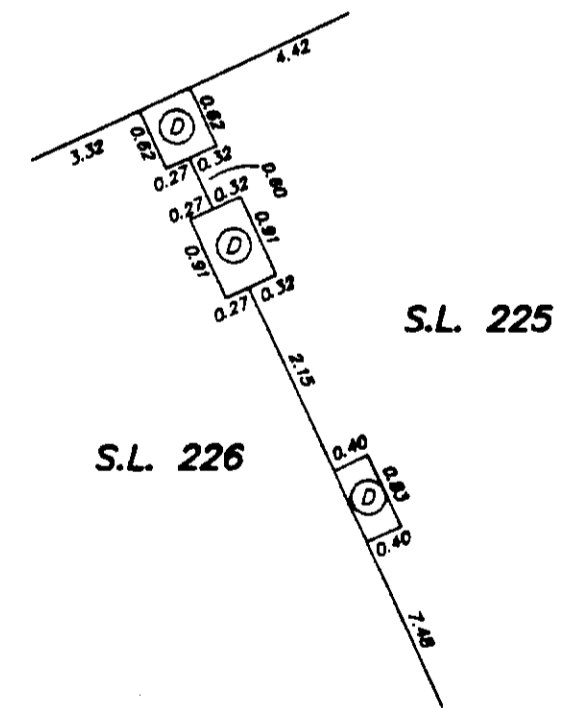
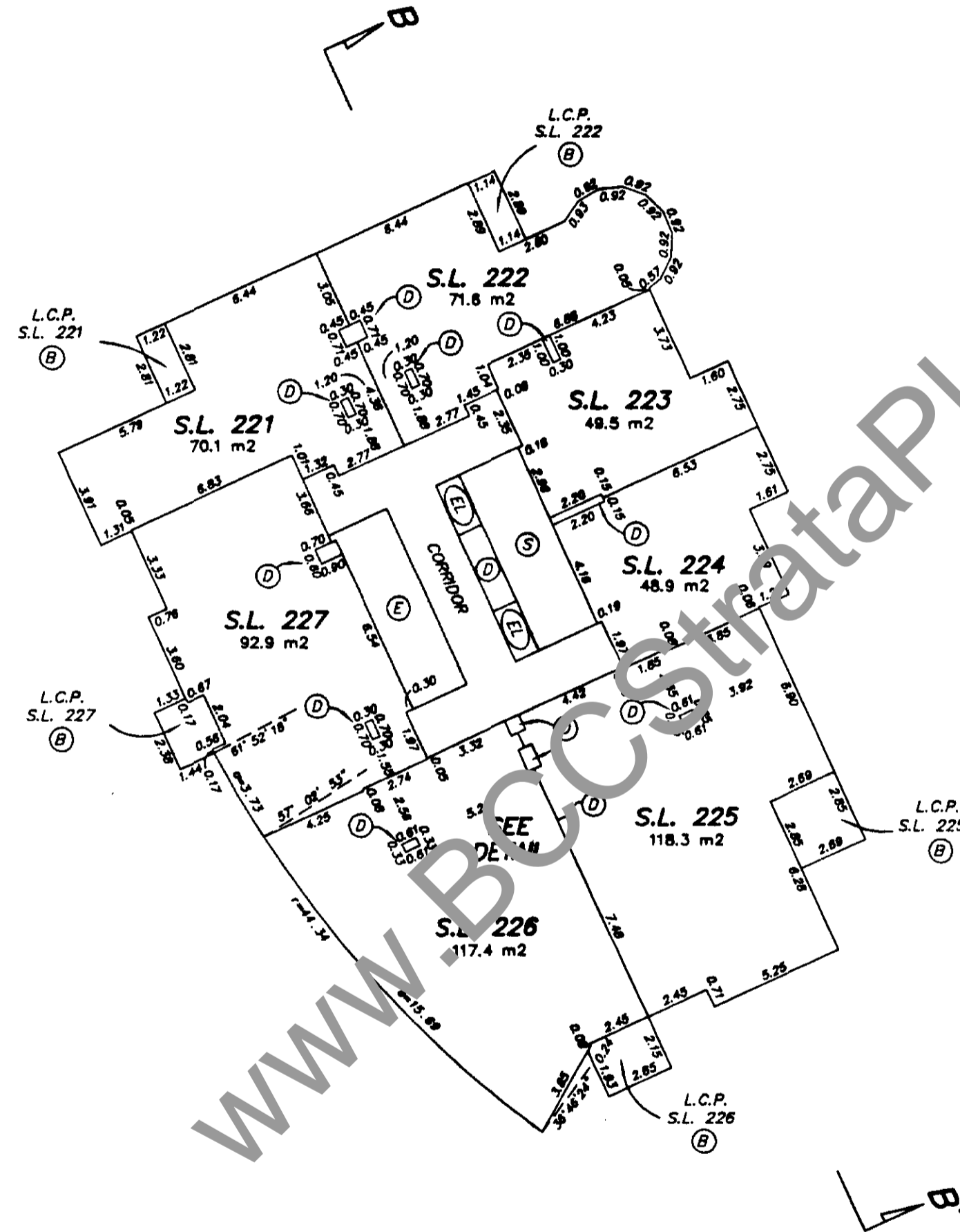

WWW.BCStrataPlan.com

GARY C. SUNDVICK, B.C.L.S.  
19th APRIL 1999  
BUTLER, SUNDVICK & ASSOCIATES  
FILE: 96-646 DWG.: 96646-6F

# TOWER B - 9th FLOOR


SHEET 75 OF 125  
**STRATA PLAN LMS 3903**

0 5 10 15  
SCALE 1:200 DISTANCES ARE METRIC



**DETAIL**  
NOT TO SCALE

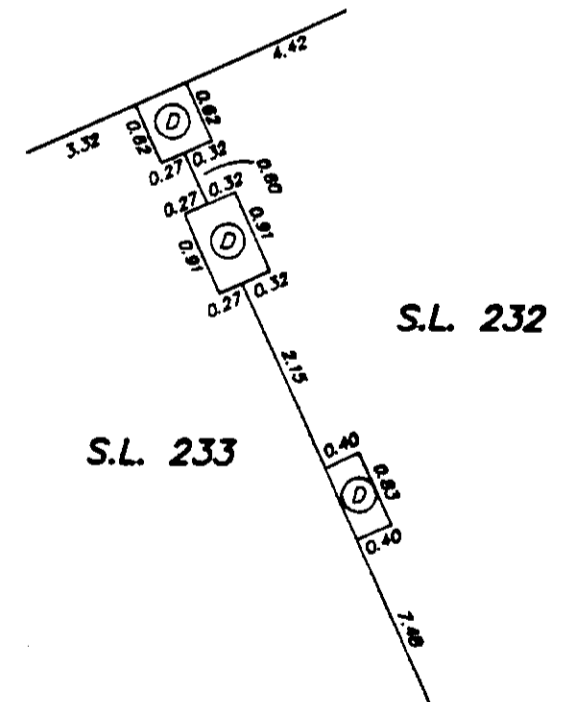
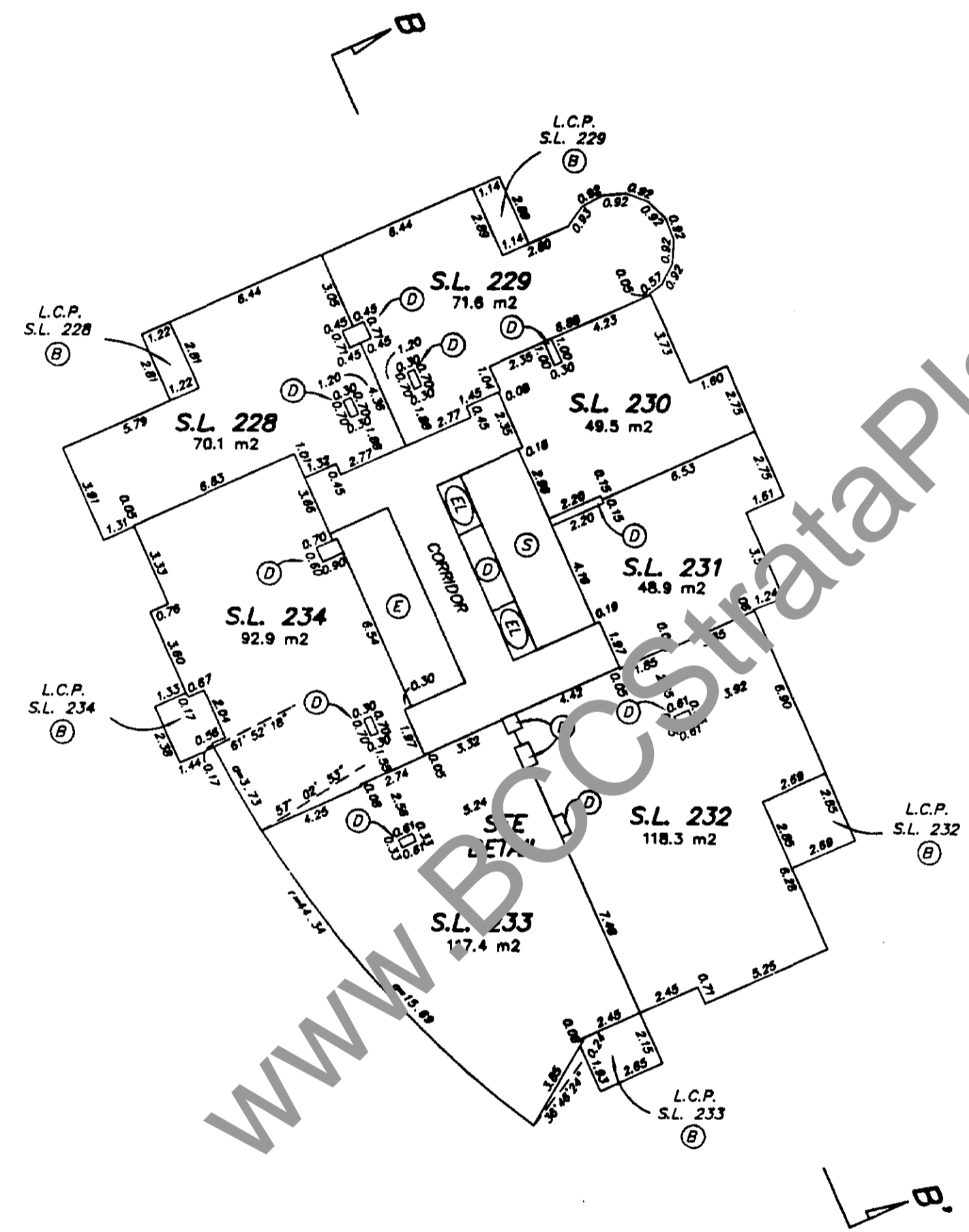
WWW.BCCSTRATAPLAN.COM

  
 GARY C. SUNDVICK, B.C.L.S.  
 19th APRIL 1999  
 BUTLER, SUNDVICK & ASSOCIATES  
 FILE: 96-646 DWG.: 96646-6F

# TOWER B - 10th FLOOR

STRATA PLAN LMS 3903 SHEET 76 OF 125

0 5 10 15  
SCALE 1:200 DISTANCES ARE METRIC



**DETAIL**  
NOT TO SCALE

WWW.BCCStrataPlan.com

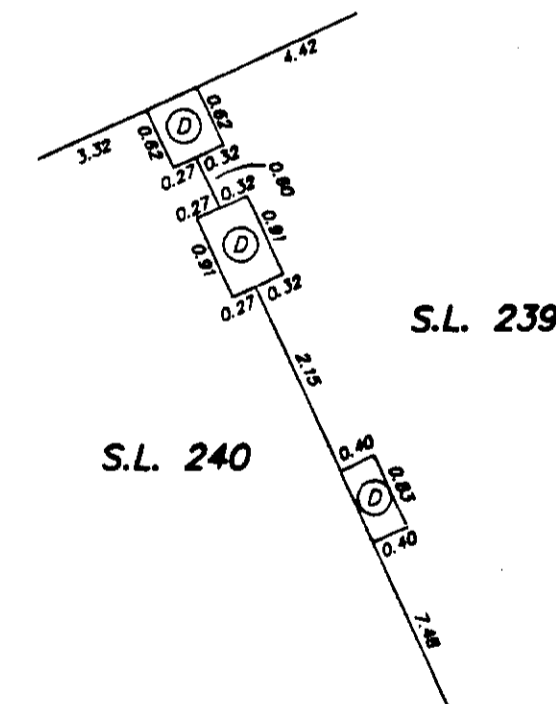
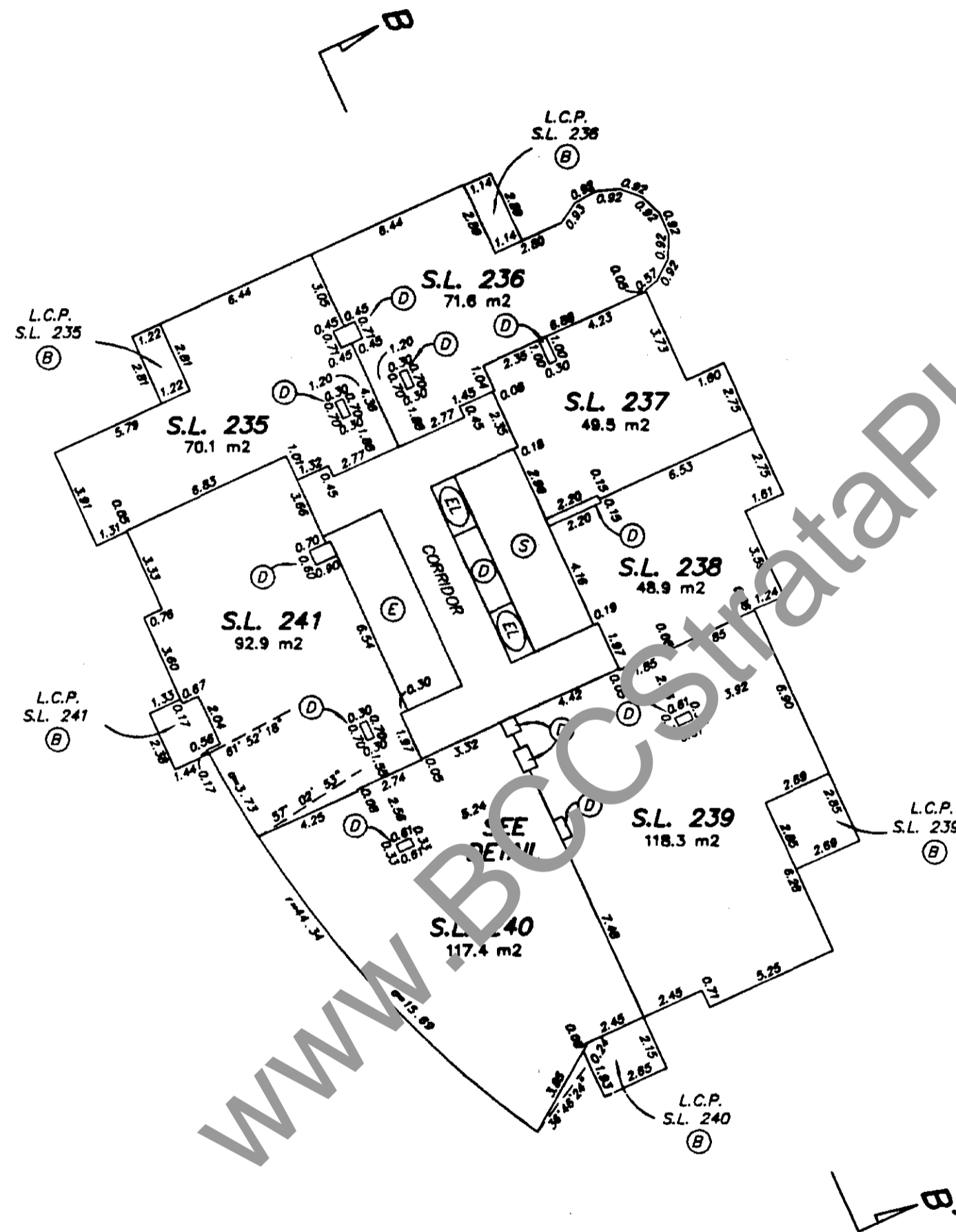
GARY C. SUNDVICK, B.C.L.S.

19th APRIL 1999  
BUTLER, SUNDVICK & ASSOCIATES  
FILE: 96-646 DWG: 96646-6F

# TOWER B - 11th FLOOR

STRATA PLAN LMS 3903 SHEET 77 OF 125

0 5 10 15  
SCALE 1:200 DISTANCES ARE METRIC



DETAIL  
NOT TO SCALE



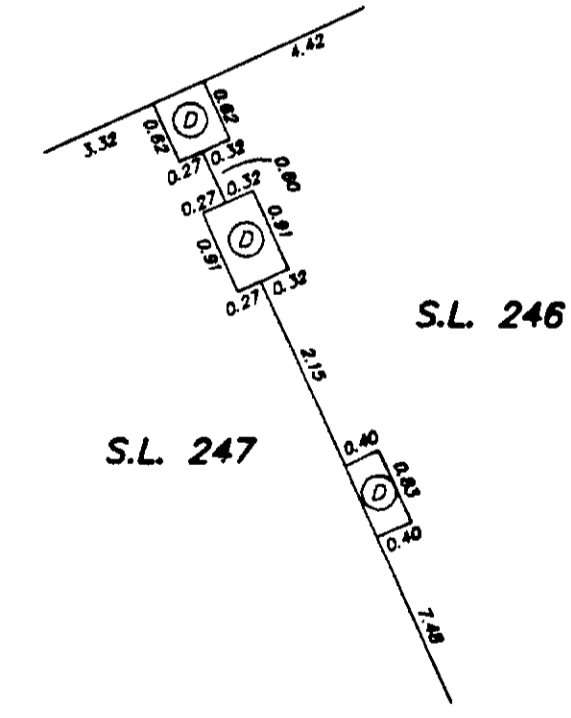
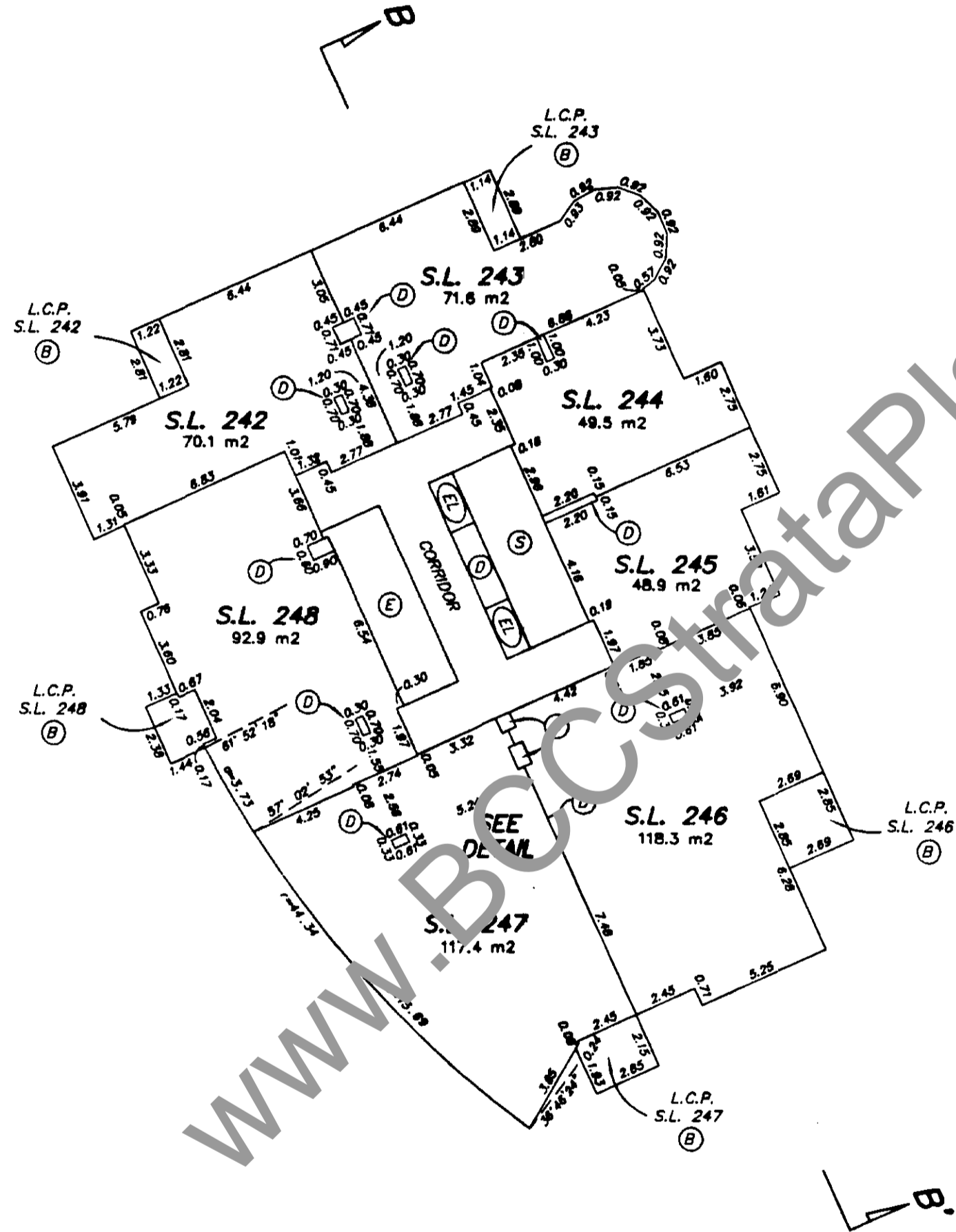

GARY C. SUNDVICK, B.C.L.S.

19th APRIL 1989  
BUTLER, SUNDVICK & ASSOCIATES  
FILE: 96-646 DWG.: 96646-6F

# TOWER B - 12th FLOOR


STRATA PLAN LMS 3903 SHEET 78 OF 125

0 5 10 15  
SCALE 1:200 DISTANCES ARE METRIC



**DETAIL**  
NOT TO SCALE

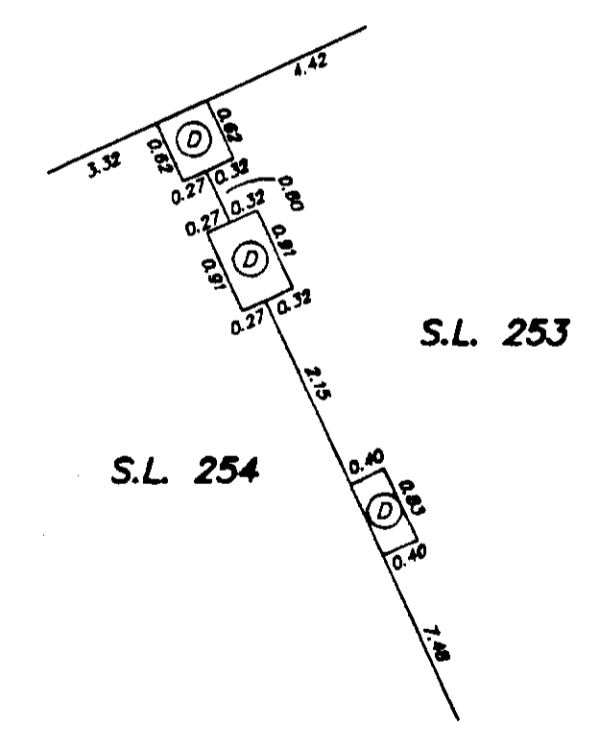
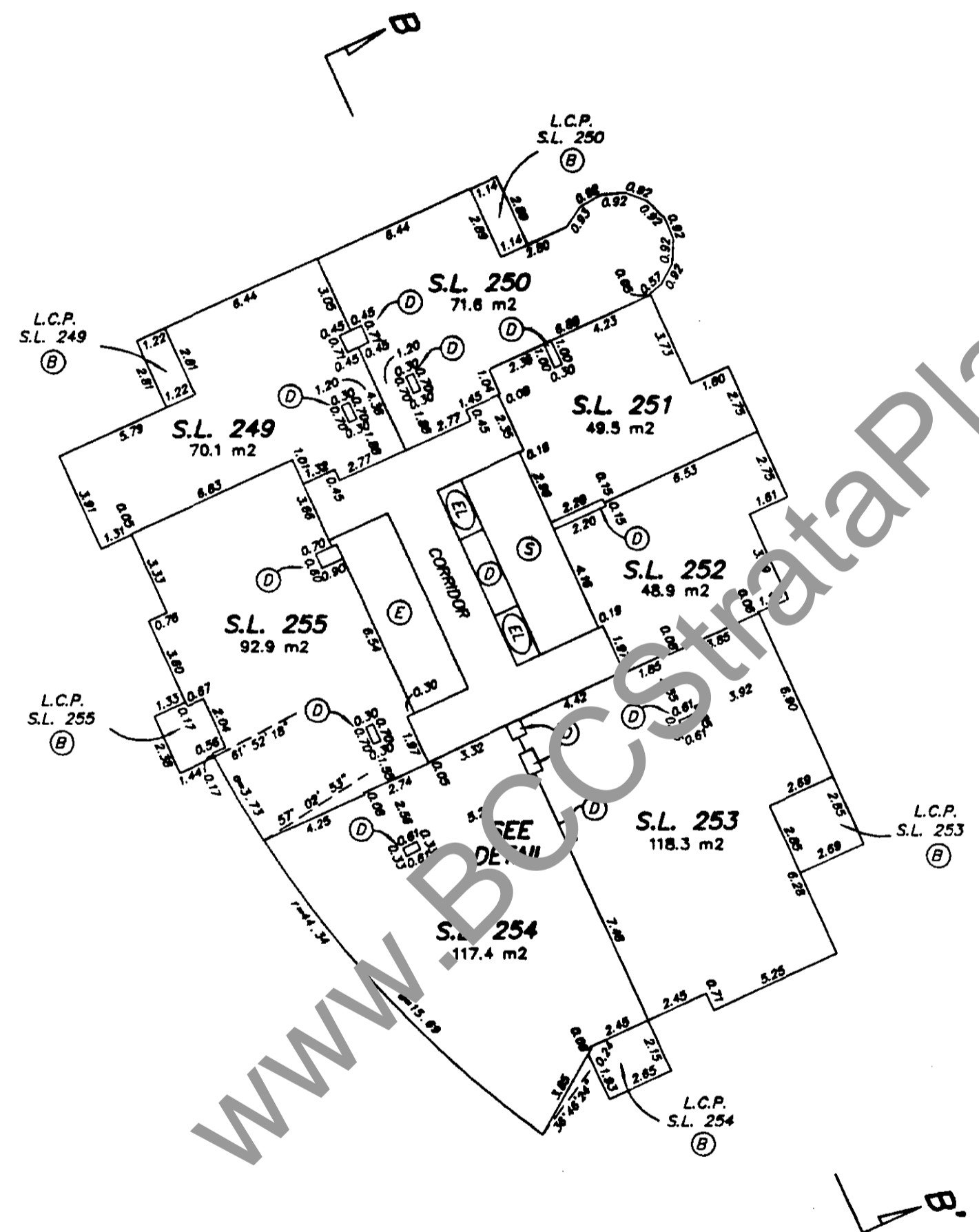

WWW.BCStrataPlan.com

  
GARY C. SUNDVICK, B.C.L.S.  
19th APRIL 1999  
BUTLER, SUNDVICK & ASSOCIATES  
FILE: 96-646 DWG.: 96646-6F

# TOWER B - 15th FLOOR

SHEET 79 OF 125  
**STRATA PLAN LMS 3903**

0 5 10 15  
SCALE 1:200 DISTANCES ARE METRIC



**DETAIL**  
NOT TO SCALE

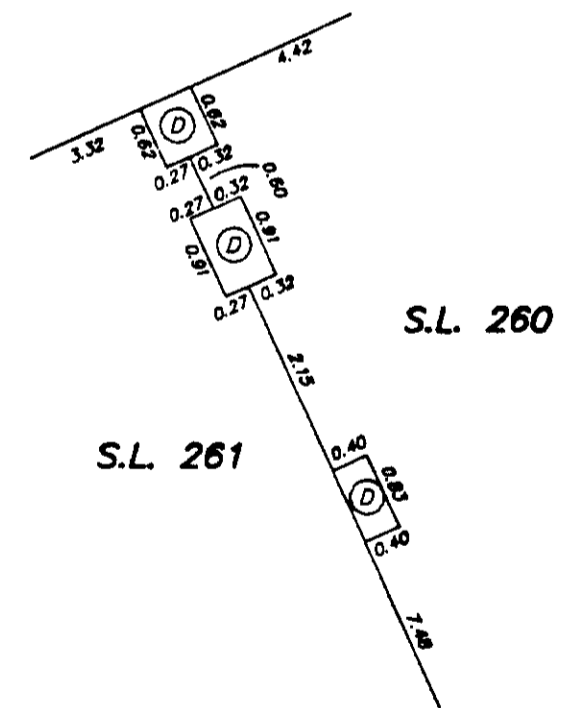
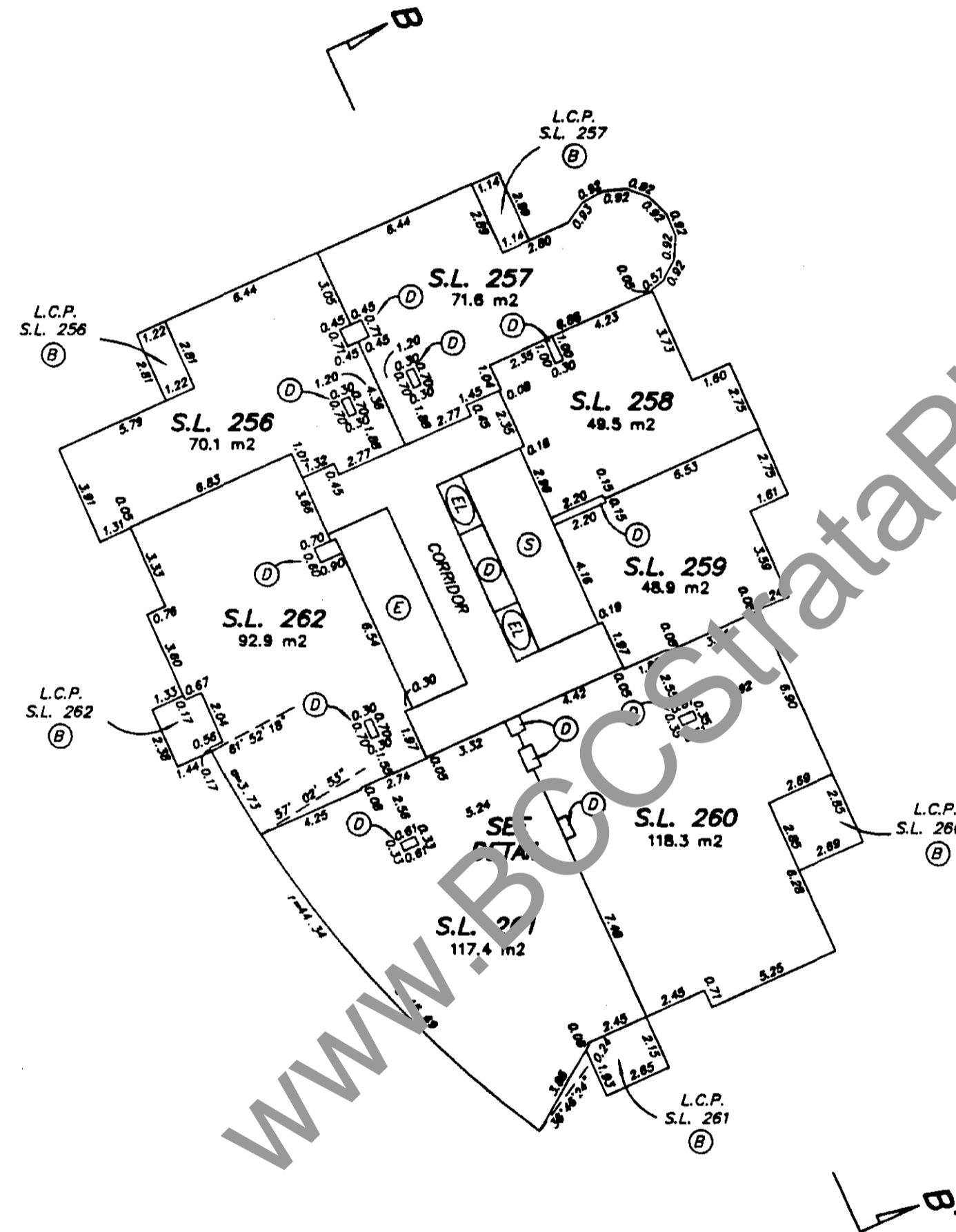

GARY C. SUNDVICK, B.C.L.S.  
19th APRIL 1999  
BUTLER, SUNDVICK & ASSOCIATES  
FILE: 96-646 DWG.: 96646-6F



# TOWER B - 16th FLOOR

STRATA PLAN LMS 3903 SHEET 80 OF 125

0 5 10 15  
SCALE 1:200 DISTANCES ARE METRIC



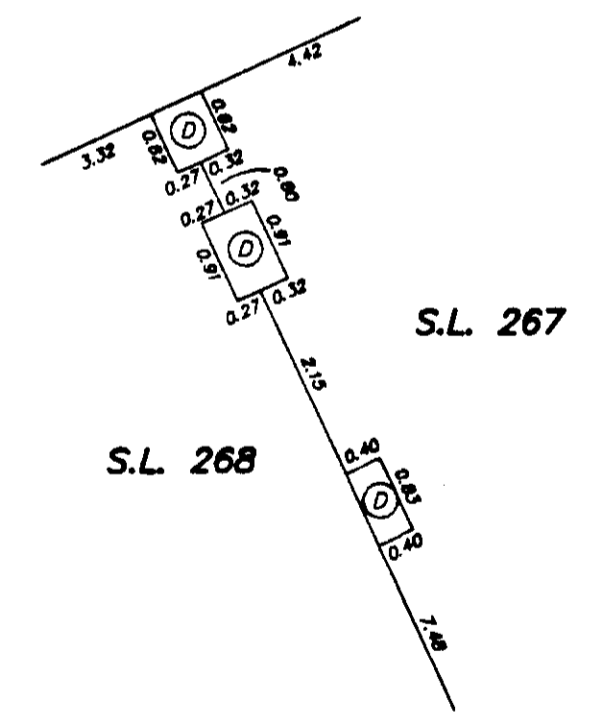
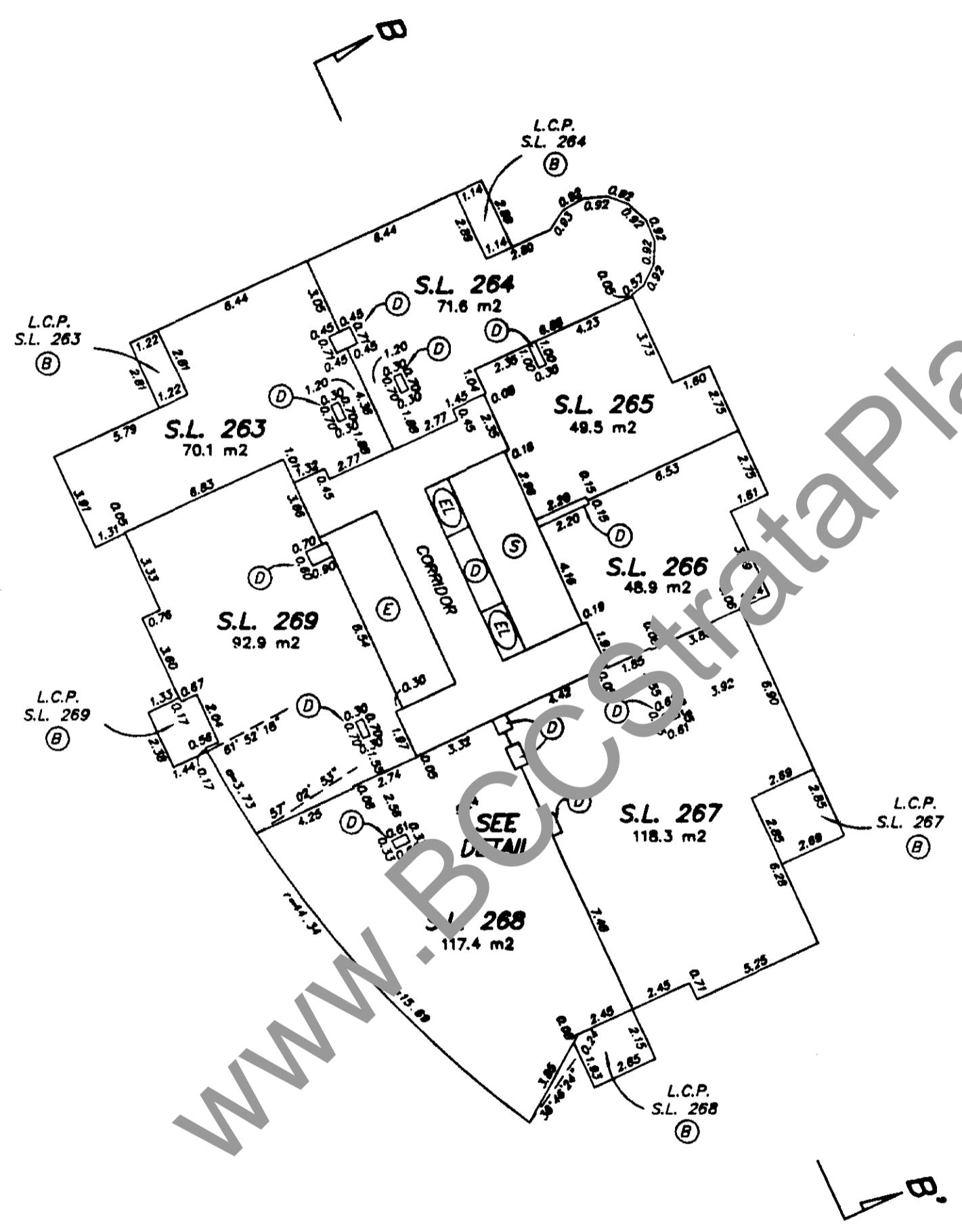
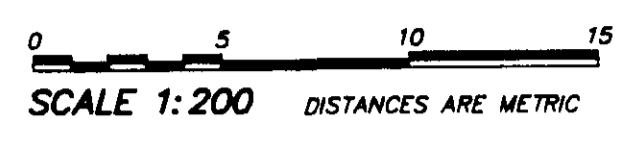
**DETAIL**  
NOT TO SCALE

WWW.BCStrataPlan.com

GARY C. SUNDVICK, B.C.L.S.  
19th APRIL 1999  
BUTLER, SUNDVICK & ASSOCIATES  
FILE: 96-646 DWG.: 96646-6F

# TOWER B - 17th FLOOR

SHEET 81 OF 125  
STRATA PLAN LMS 3903



**DETAIL**  
NOT TO SCALE

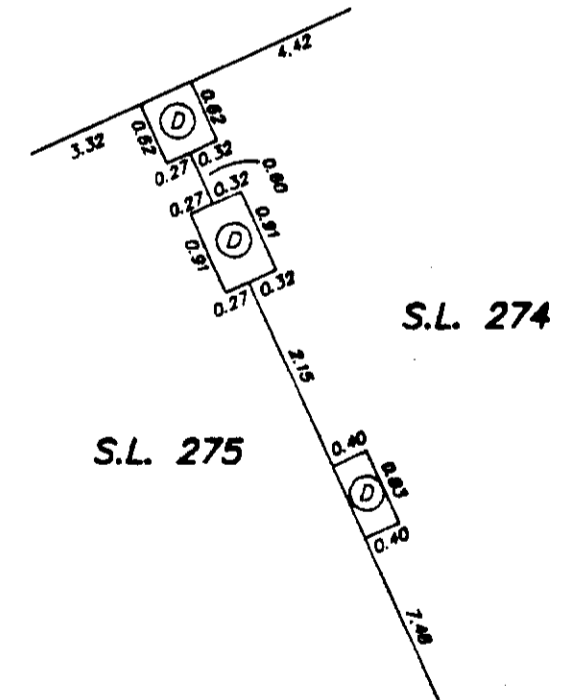
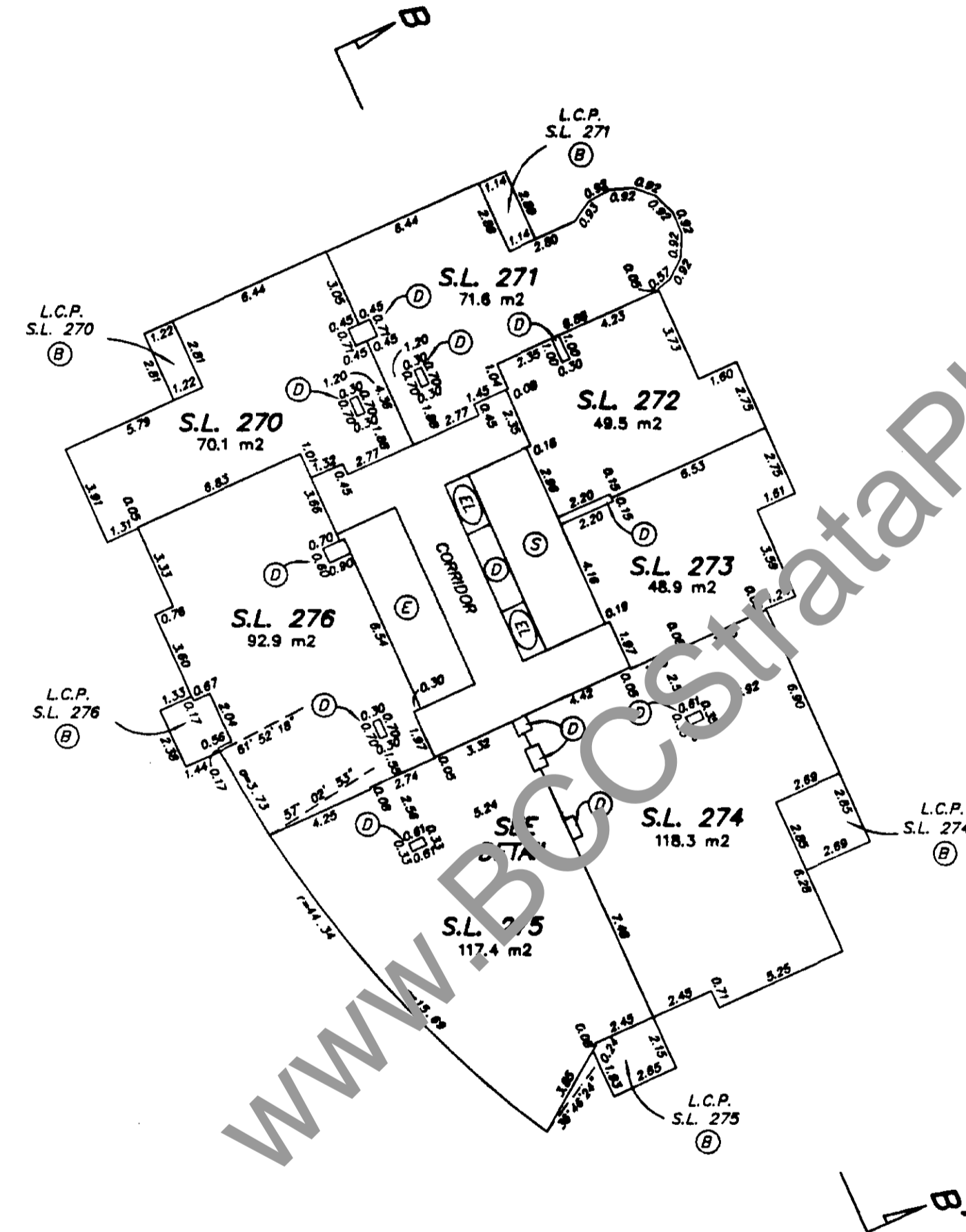
WWW.BCCSTRATAPLAN.COM

GARY C. SUNDVICK, B.C.L.S.  
19th APRIL 1999  
BUTLER, SUNDVICK & ASSOCIATES  
FILE: 96-646 DWG: 96646-6F

# TOWER B - 18th FLOOR


STRATA PLAN LMS 3903 SHEET 82 OF 125

0 5 10 15  
SCALE 1:200 DISTANCES ARE METRIC



**DETAIL**  
NOT TO SCALE

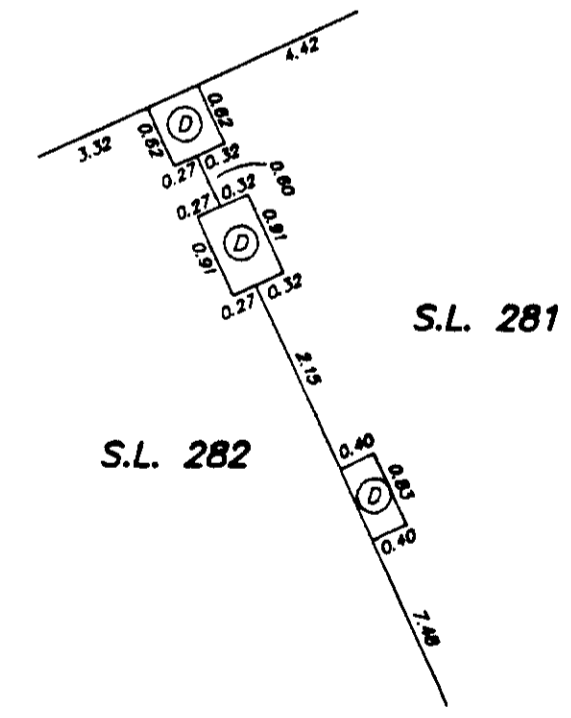
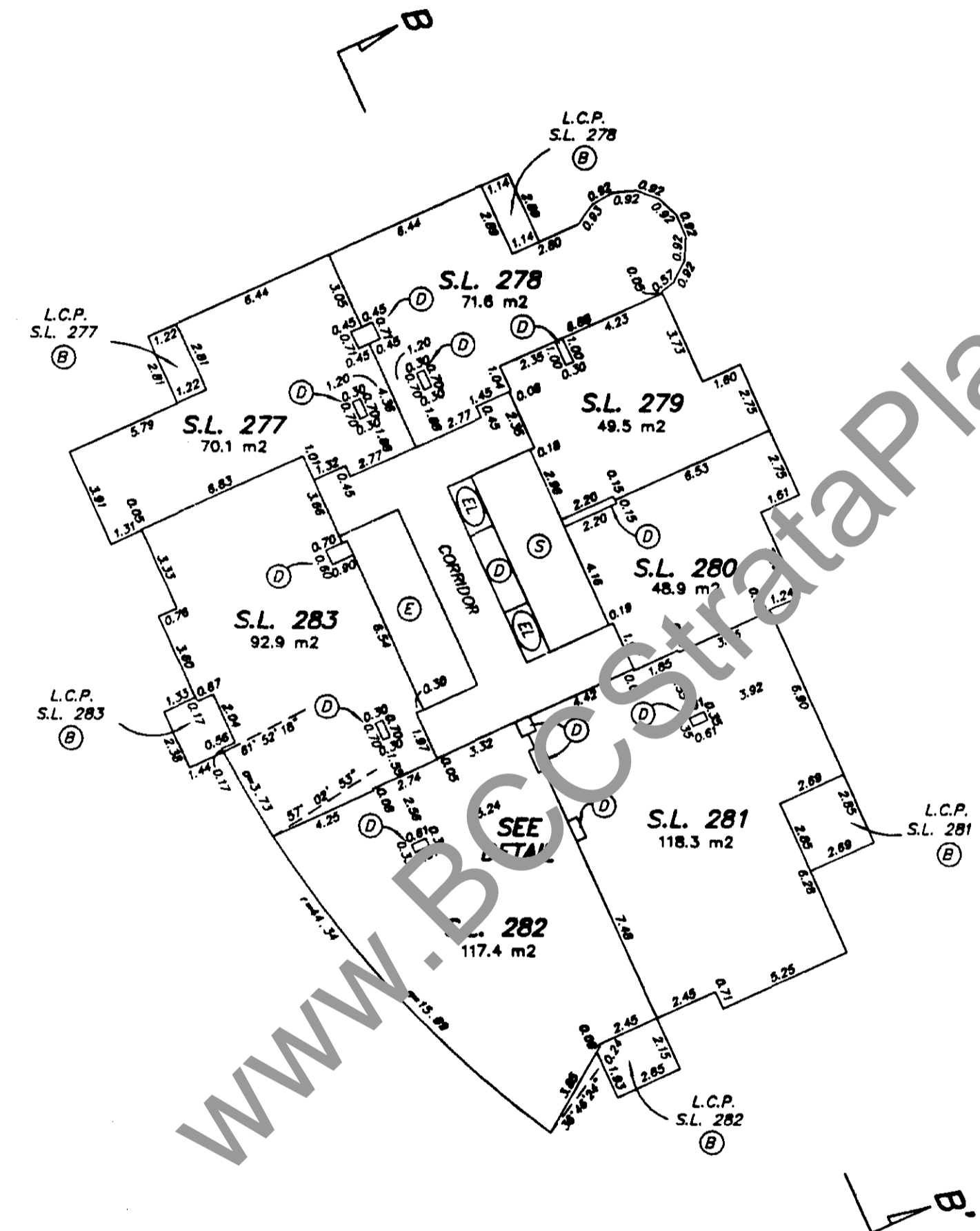
WWW.BCCStrataPlan.com

  
GARY C. SUNDVICK, B.C.L.S.  
19th APRIL 1999  
BUTLER, SUNDVICK & ASSOCIATES  
FILE: 96-646 DWC.: 96646-57

# TOWER B - 19th FLOOR

SHEET 83 OF 125  
**STRATA PLAN LMS 3903**

0 5 10 15  
SCALE 1:200 DISTANCES ARE METRIC

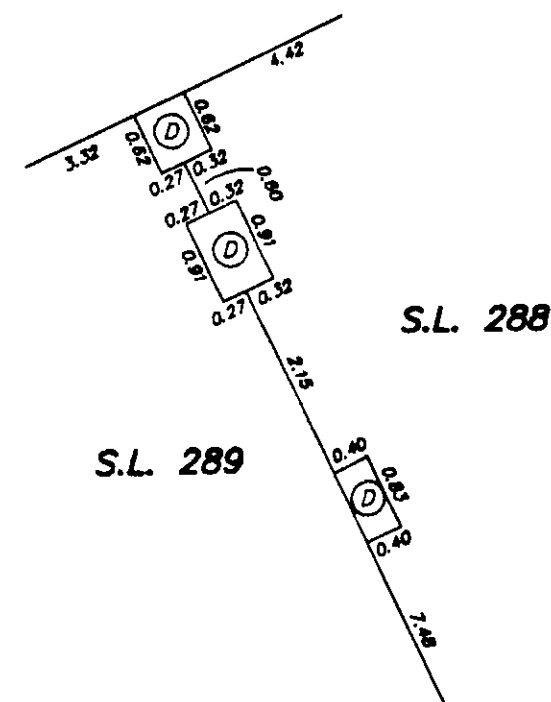
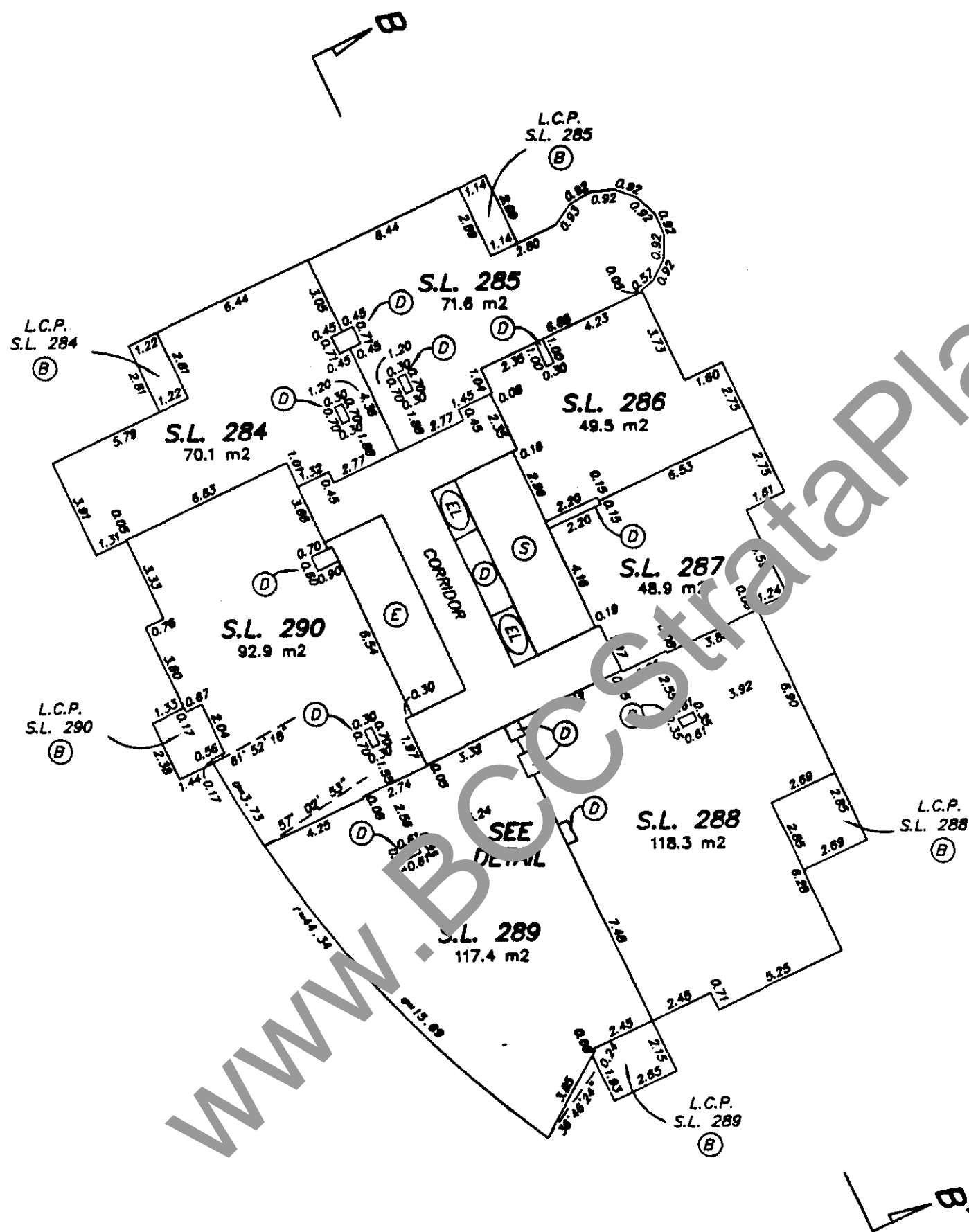



**DETAIL**  
NOT TO SCALE

GARY C. SUNDVICK, B.C.L.S.  
19th APRIL 1999  
BUTLER, SUNDVICK & ASSOCIATES  
FILE: 96-646 DWG.: 96646-6F

TOWER B - 20th FLOOR

0 5 10 15  
SCALE 1:200 DISTANCES ARE METRIC



DETAIL  
NOT TO SCALE

WWW.BCStrataPlan.com

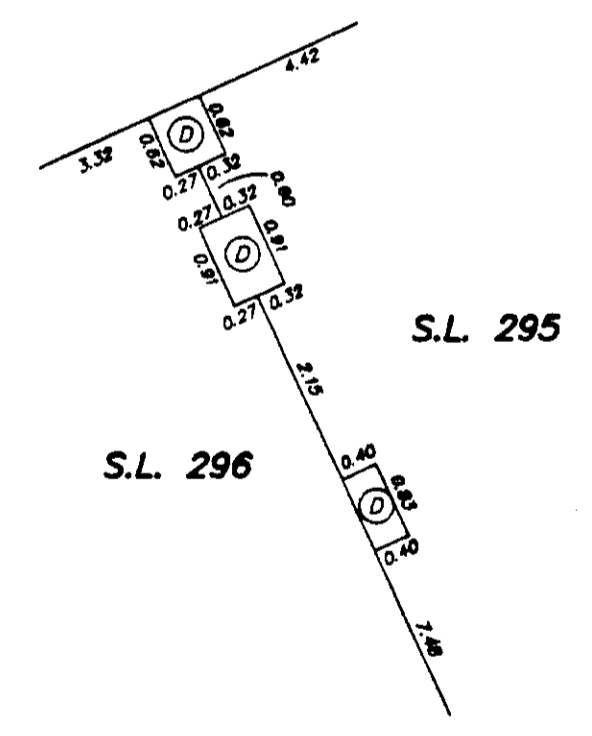
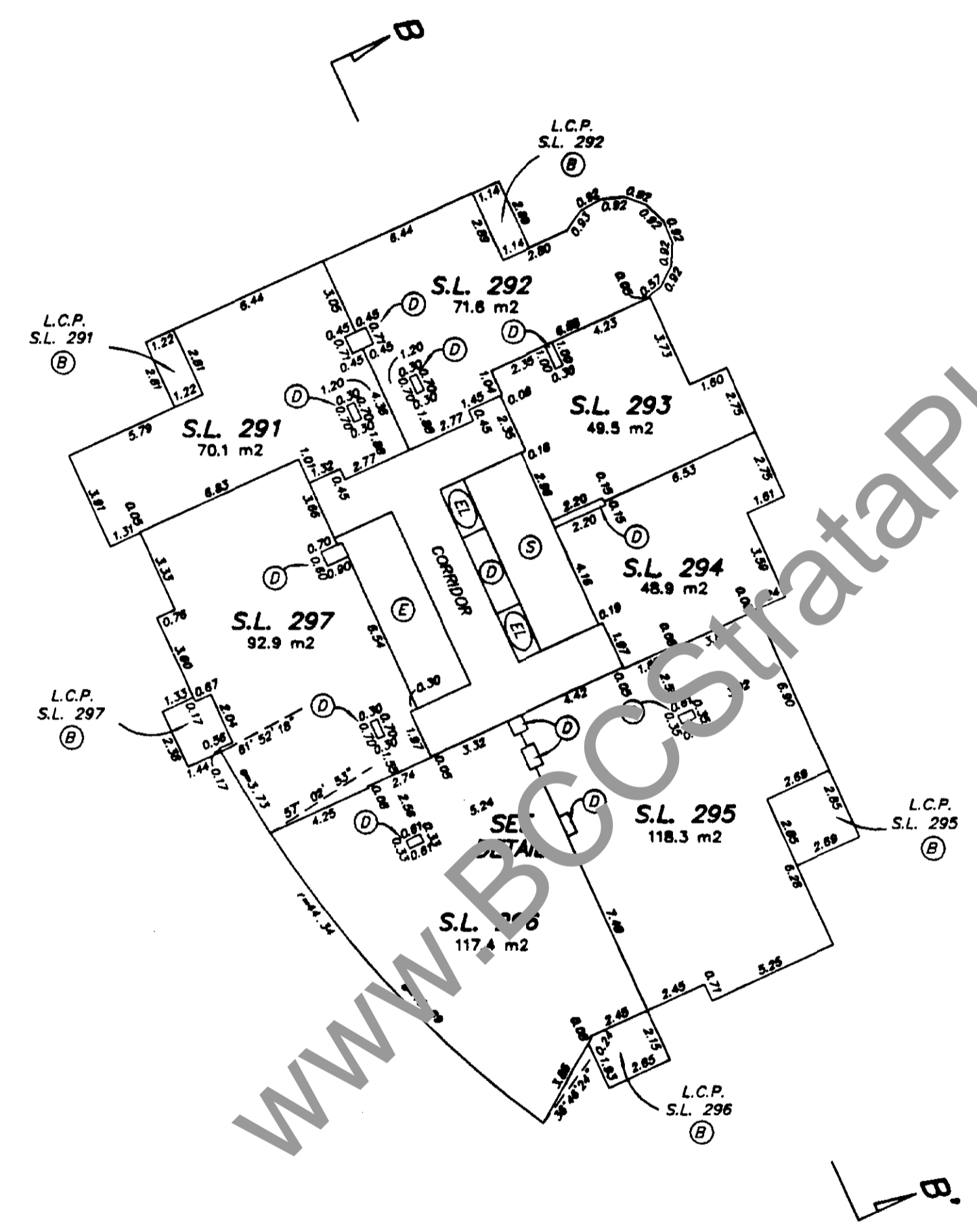

GARY C. SUNDVICK, B.C.L.S.

19th APRIL 1999  
BUTLER, SUNDVICK & ASSOCIATES  
FILE: 96-646 DWG: 96646-6F

# TOWER B - 21st FLOOR

SHEET 85 OF 125  
STRATA PLAN LMS 3903

0 5 10 15  
SCALE 1:200 DISTANCES ARE METRIC



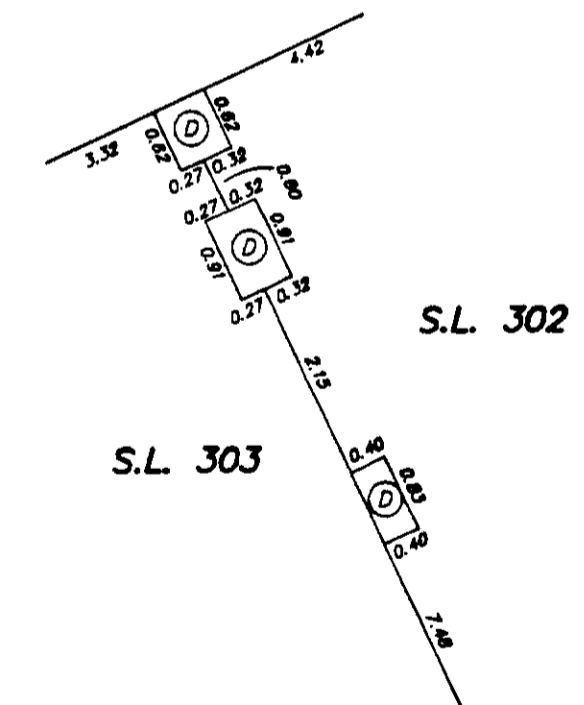
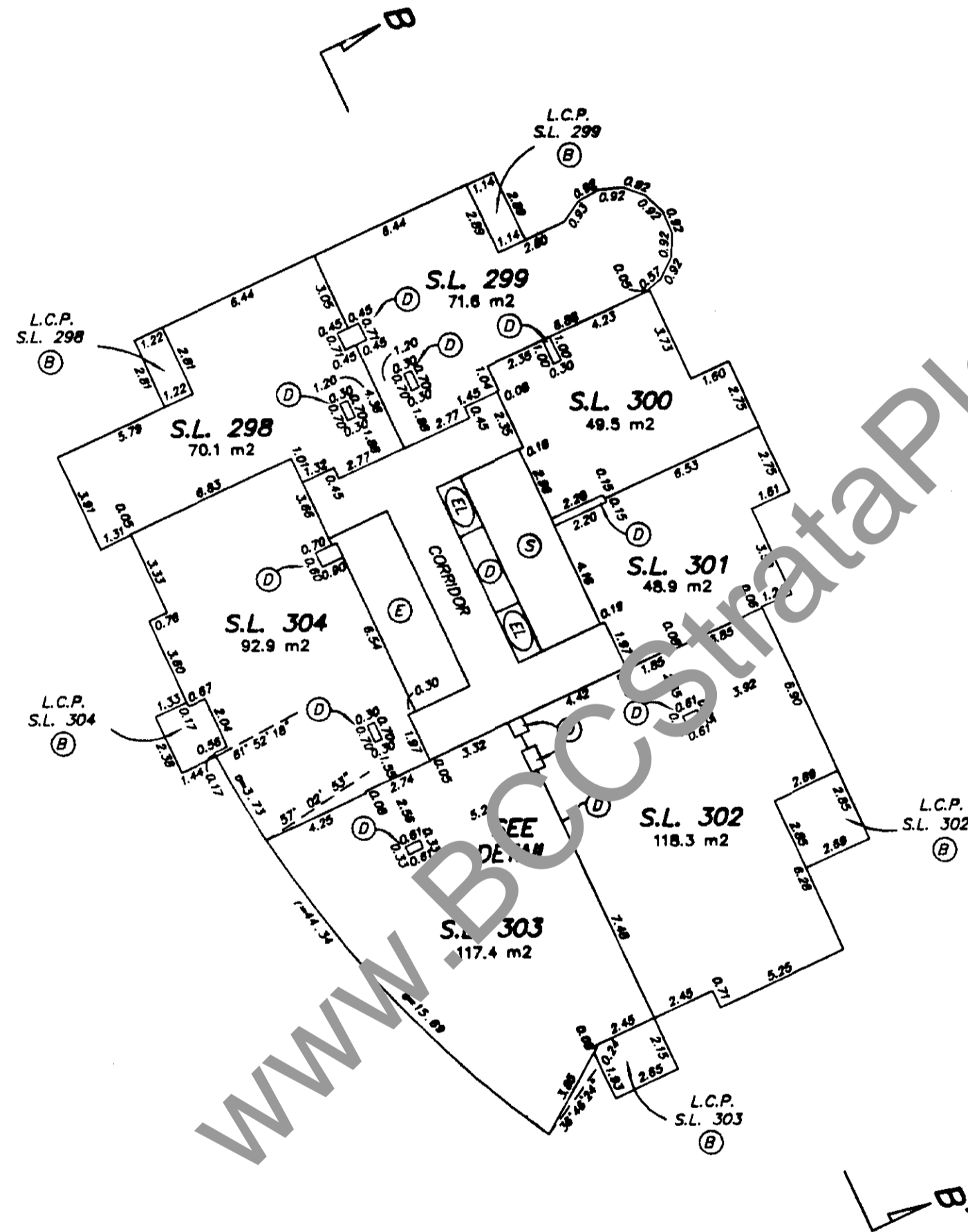

**DETAIL**  
NOT TO SCALE

WWW.BCStrataPlan.com


GARY C. SUNDVICK, B.C.L.S.  
19th APRIL 1999  
BUTLER, SUNDVICK & ASSOCIATES  
FILE: 98-646 DWG: 96646-6F

# TOWER B - 22nd FLOOR

STRATA PLAN LMS 3903 SHEET 86 OF 125



WWW.BCCStrataPlan.com

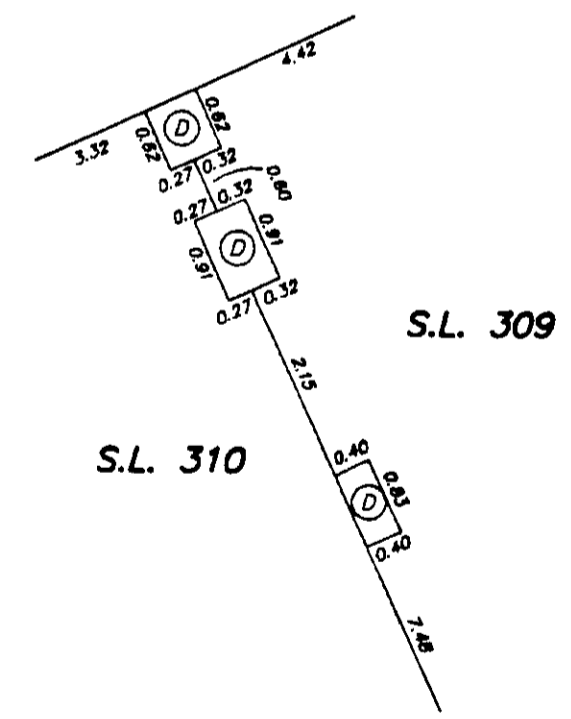
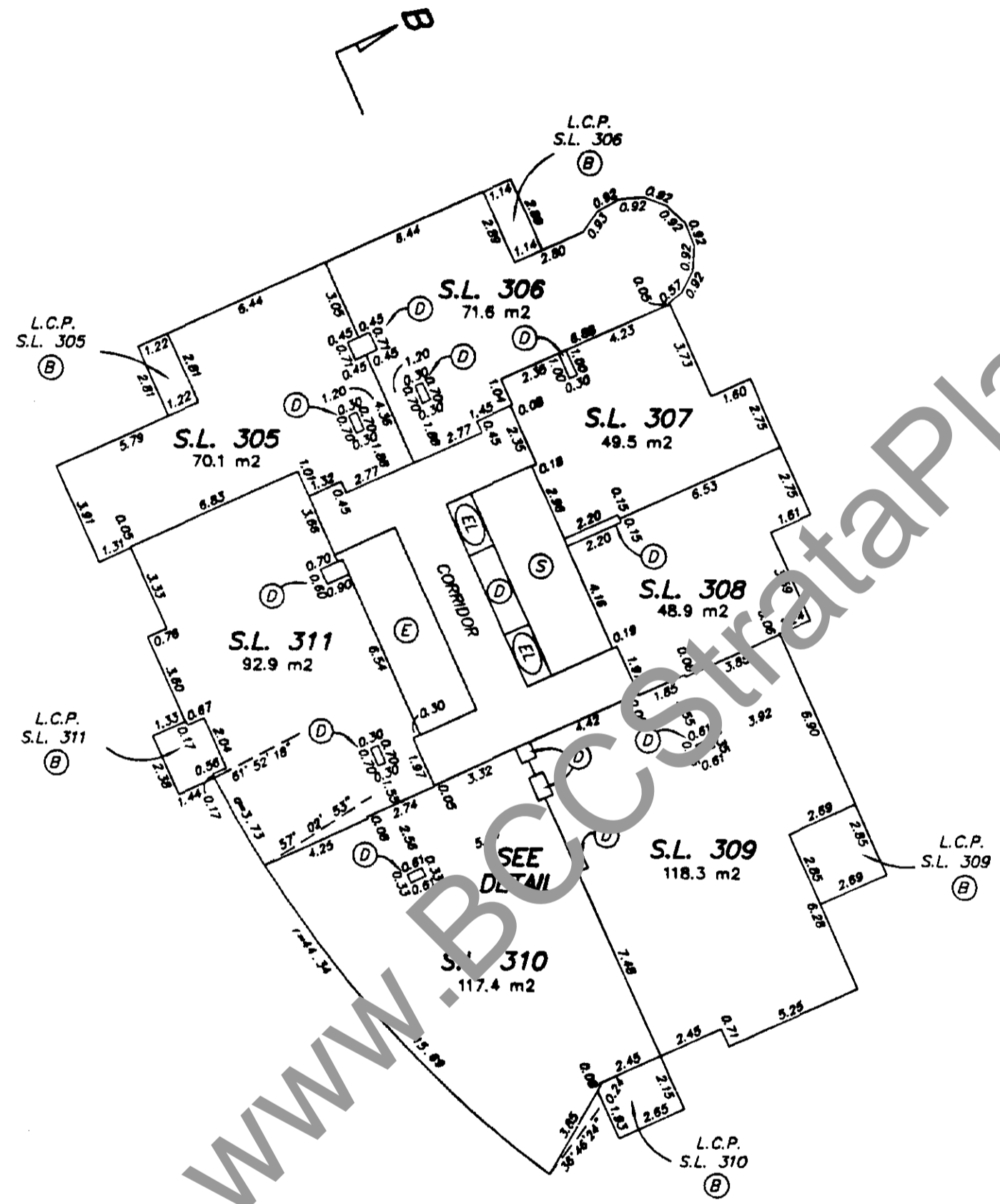
  
GARY C. SUNDVICK, B.C.L.S.  
19th APRIL 1999  
BUTLER, SUNDVICK & ASSOCIATES  
FILE: 96-646 DWG.: 96646-6F

# TOWER B - 23rd FLOOR

# STRATA PLAN LMS 3903

SHEET 87 OF 125

SCALE 1:200 DISTANCES ARE METRIC



WWW.BCCSTRATAPLAN.COM

GARY C. SUNDVICK, B.C.L.S.

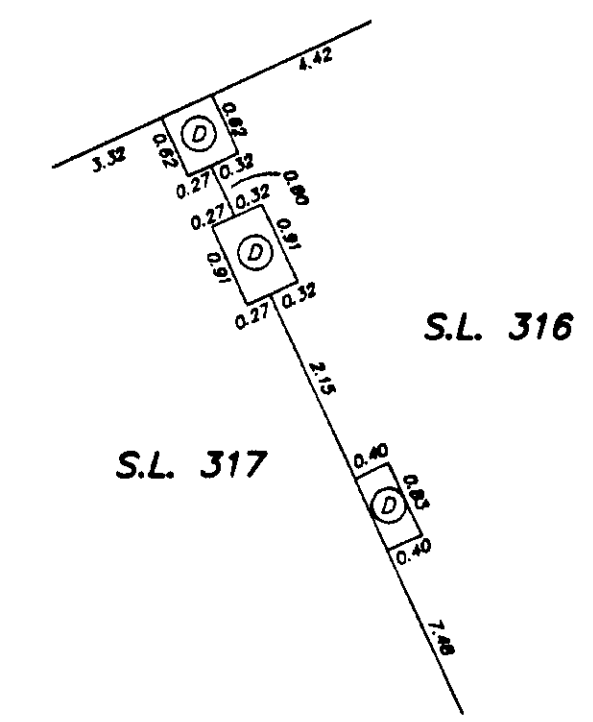
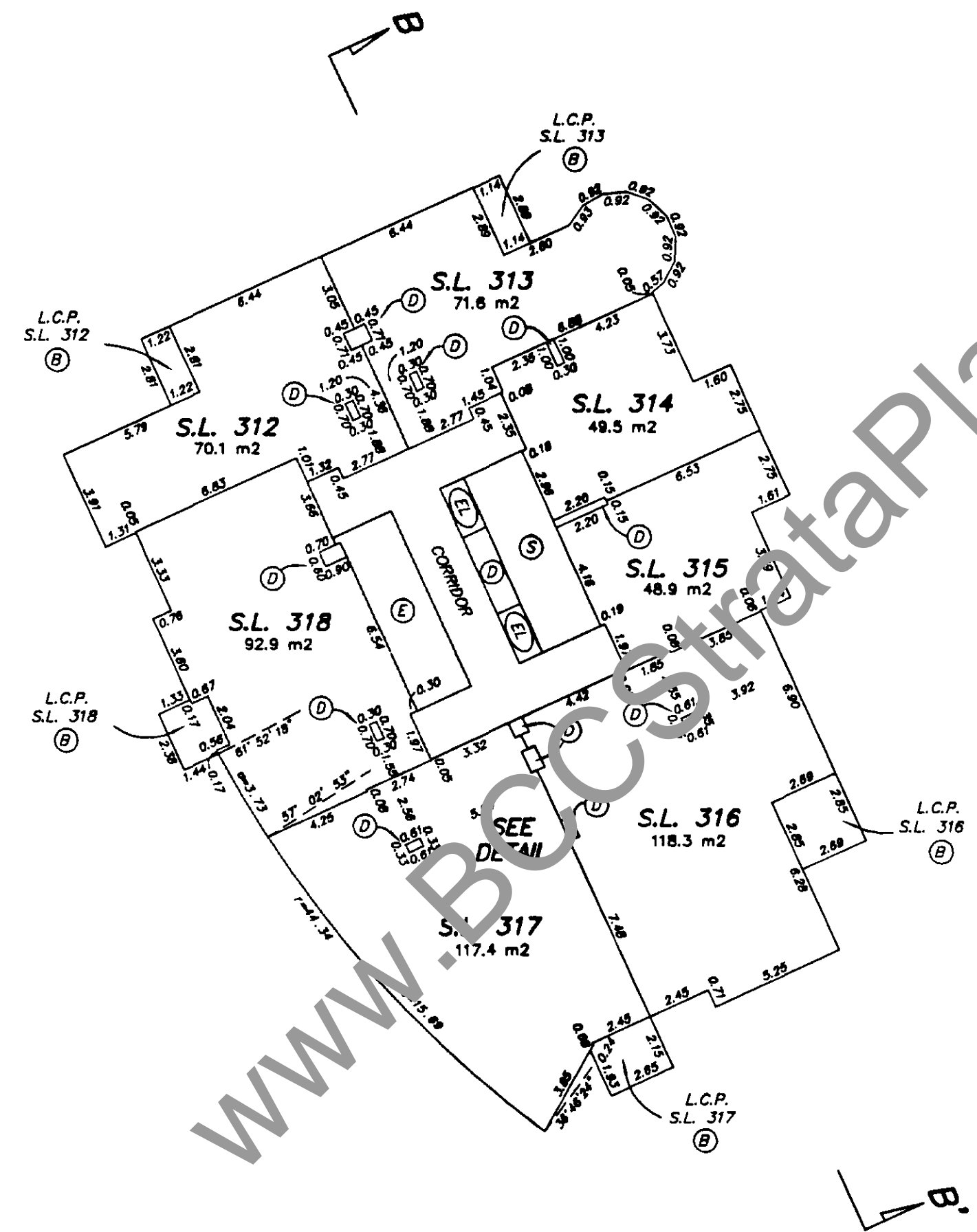
19th APRIL 1999  
BUTLER, SUNDVICK & ASSOCIATES  
FILE: 96-646 DWG.: 96646-6F



# TOWER B - 25th FLOOR


SHEET 88 OF 125  
STRATA PLAN LMS 3903

0 5 10 15  
SCALE 1:200 DISTANCES ARE METRIC



**DETAIL**  
NOT TO SCALE

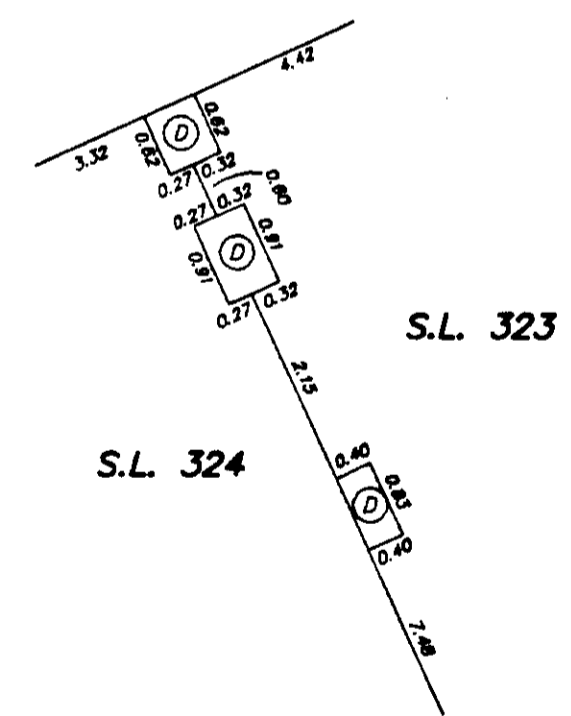
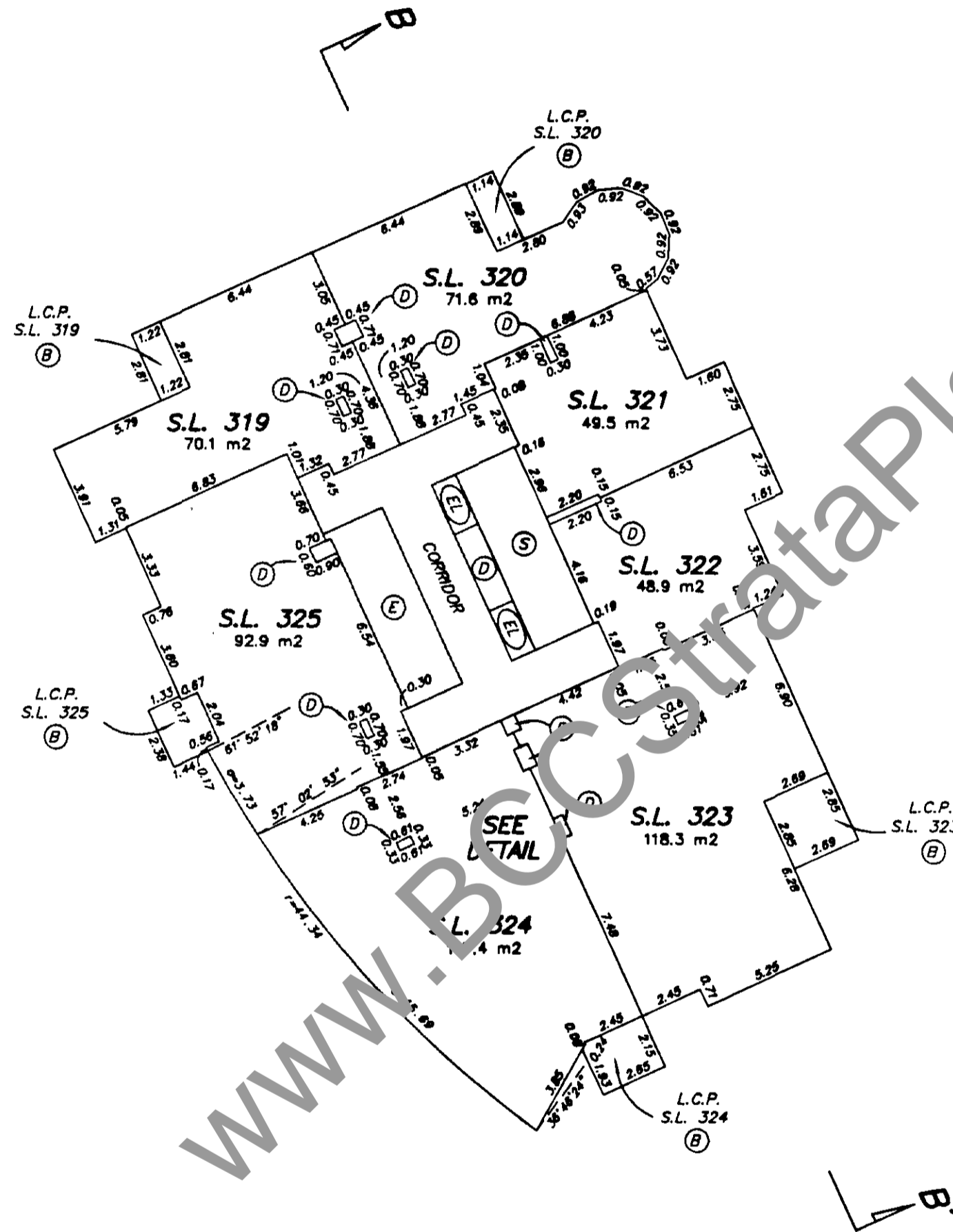

WWW.BCCStrataPlan.com

  
GARY C. SUNDVICK, B.C.L.S.  
19th APRIL 1999  
BUTLER, SUNDVICK & ASSOCIATES  
FILE: 98-646 DWG.: 98646-6F


# TOWER B - 26th FLOOR

STRATA PLAN LMS 3903 SHEET 89 OF 125

0 5 10 15  
SCALE 1:200 DISTANCES ARE METRIC



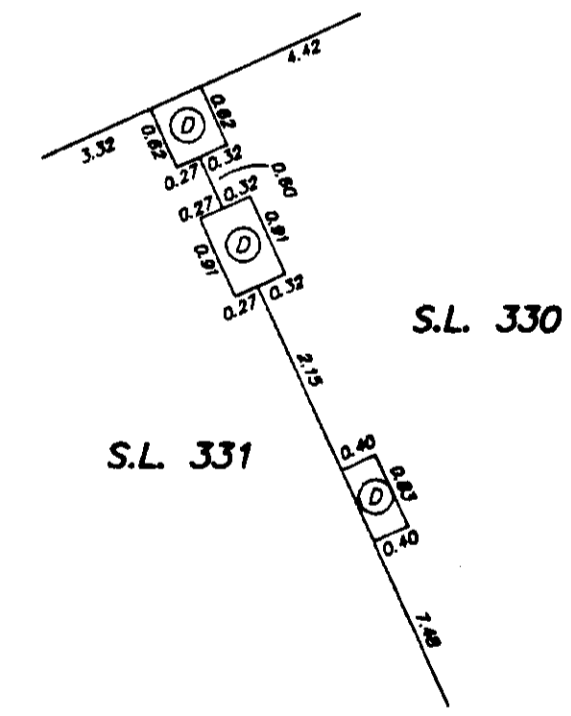
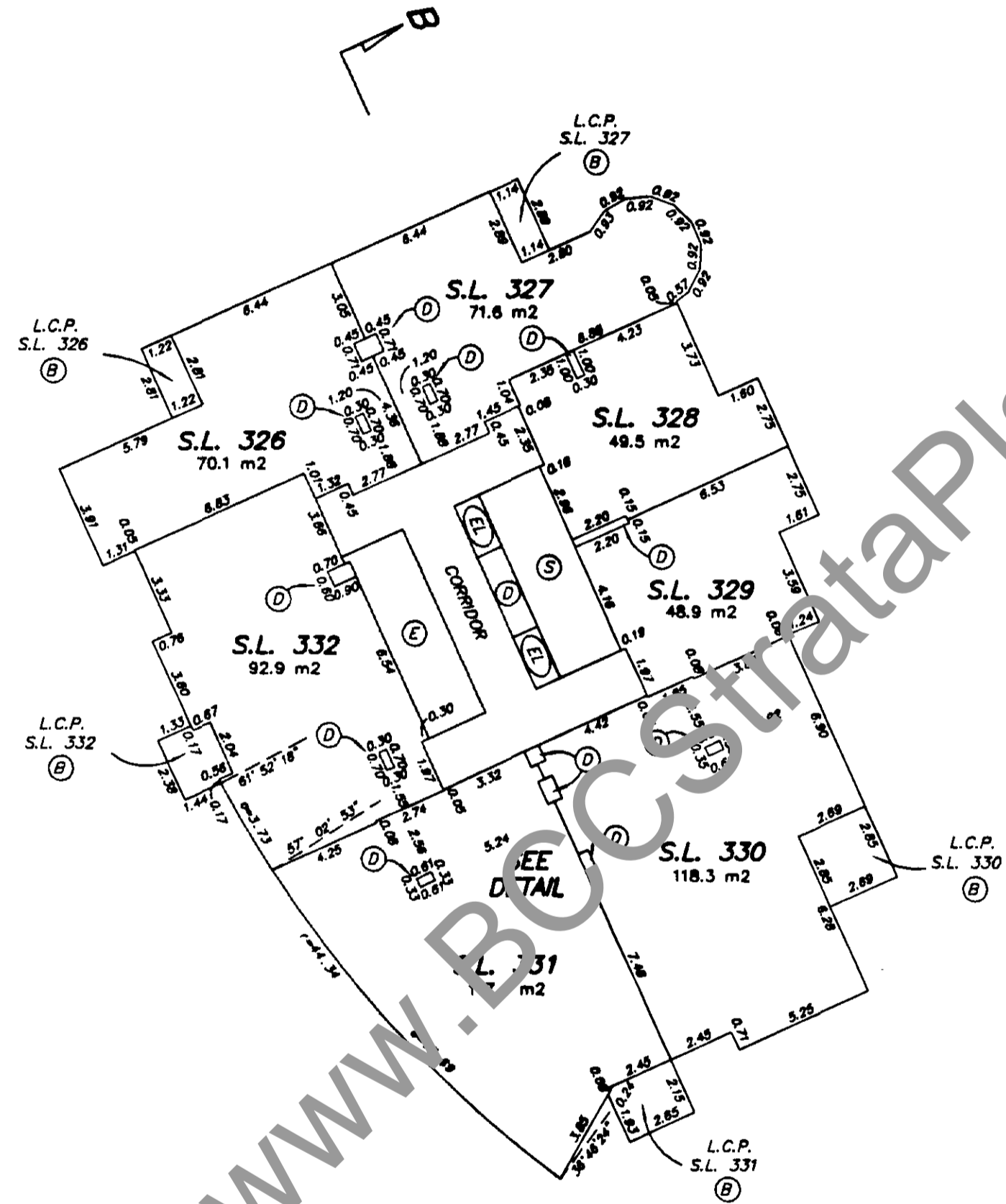
**DETAIL**  
NOT TO SCALE

  
 GARY C. SUNDVICK, B.C.L.S.  
 19th APRIL 1999  
 BUTLER, SUNDVICK & ASSOCIATES  
 FILE: 96-846 DWG.: 96846-6F

# TOWER B - 27th FLOOR

STRATA PLAN LMS <sup>SHEET 90 OF 125</sup> 3903

0 5 10 15  
SCALE 1:200 DISTANCES ARE METRIC



**DETAIL**  
NOT TO SCALE

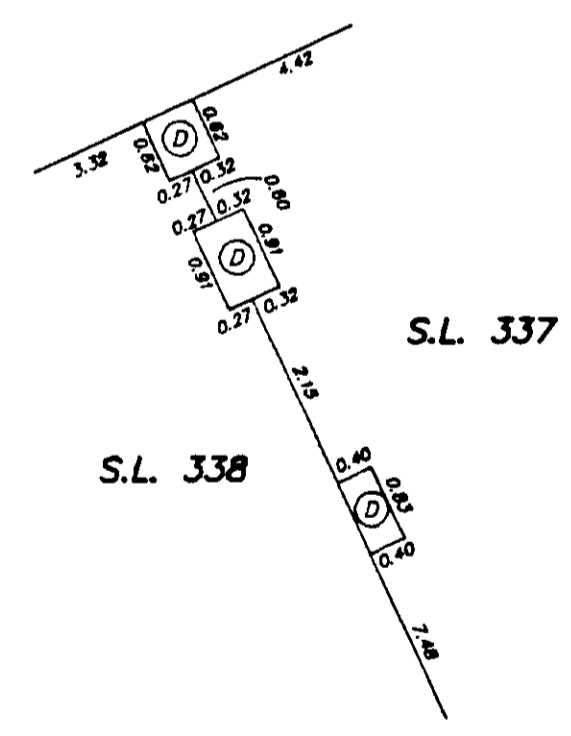
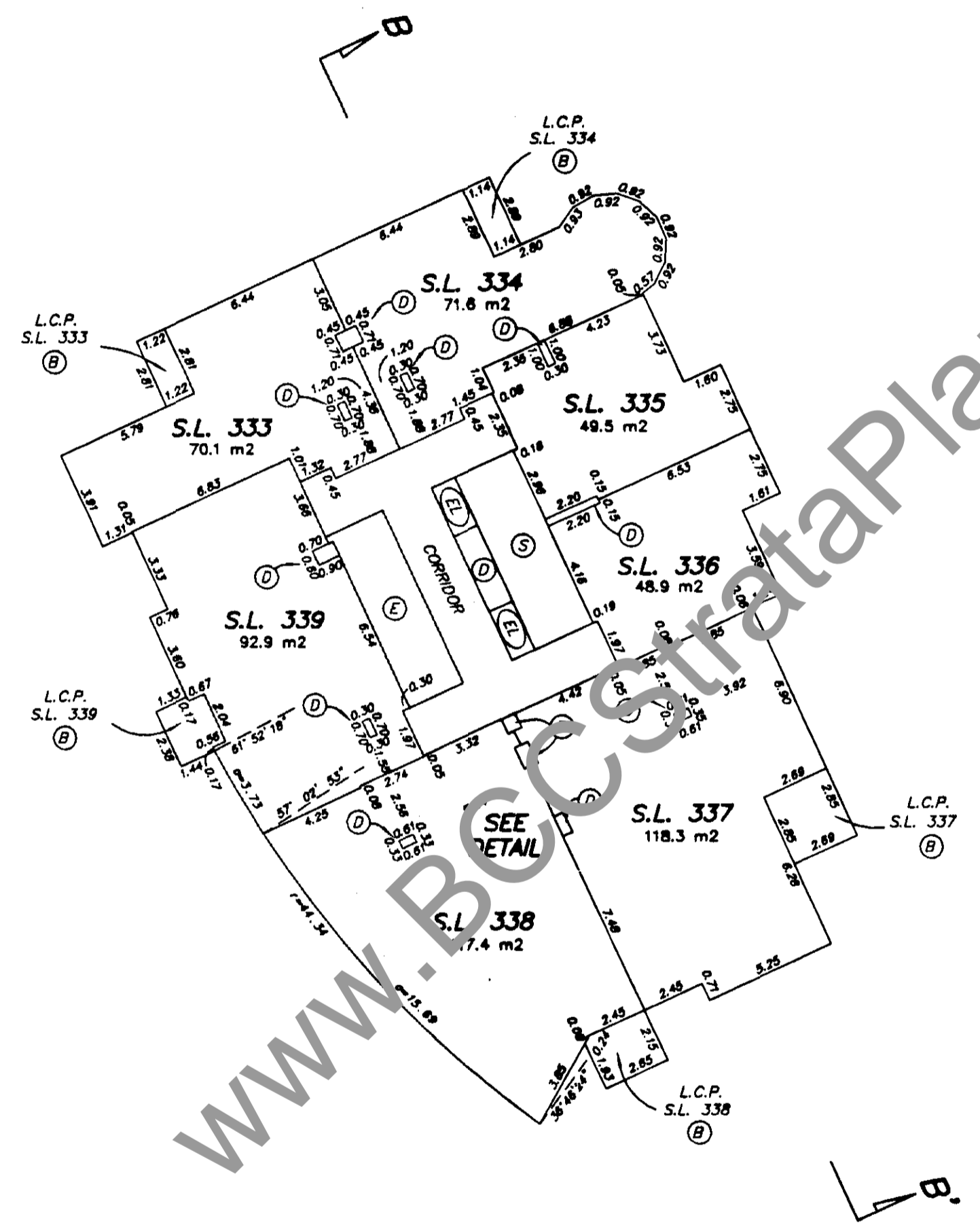
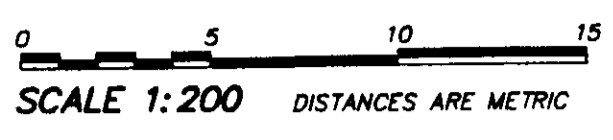
WWW.BCSTRATAPLAN.COM



GARY C. SUNDVICK, B.C.L.S.  
19th APRIL 1999  
BUTLER, SUNDVICK & ASSOCIATES  
FILE: 96-646 DWG.: 96646-6F

# TOWER B - 28th FLOOR

STRATA PLAN LMS 3903 SHEET 91 OF 125



**DETAIL**  
NOT TO SCALE

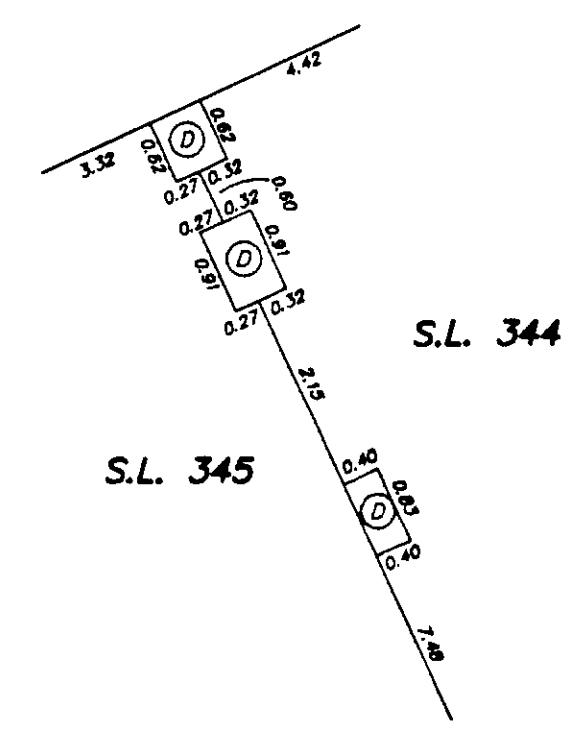
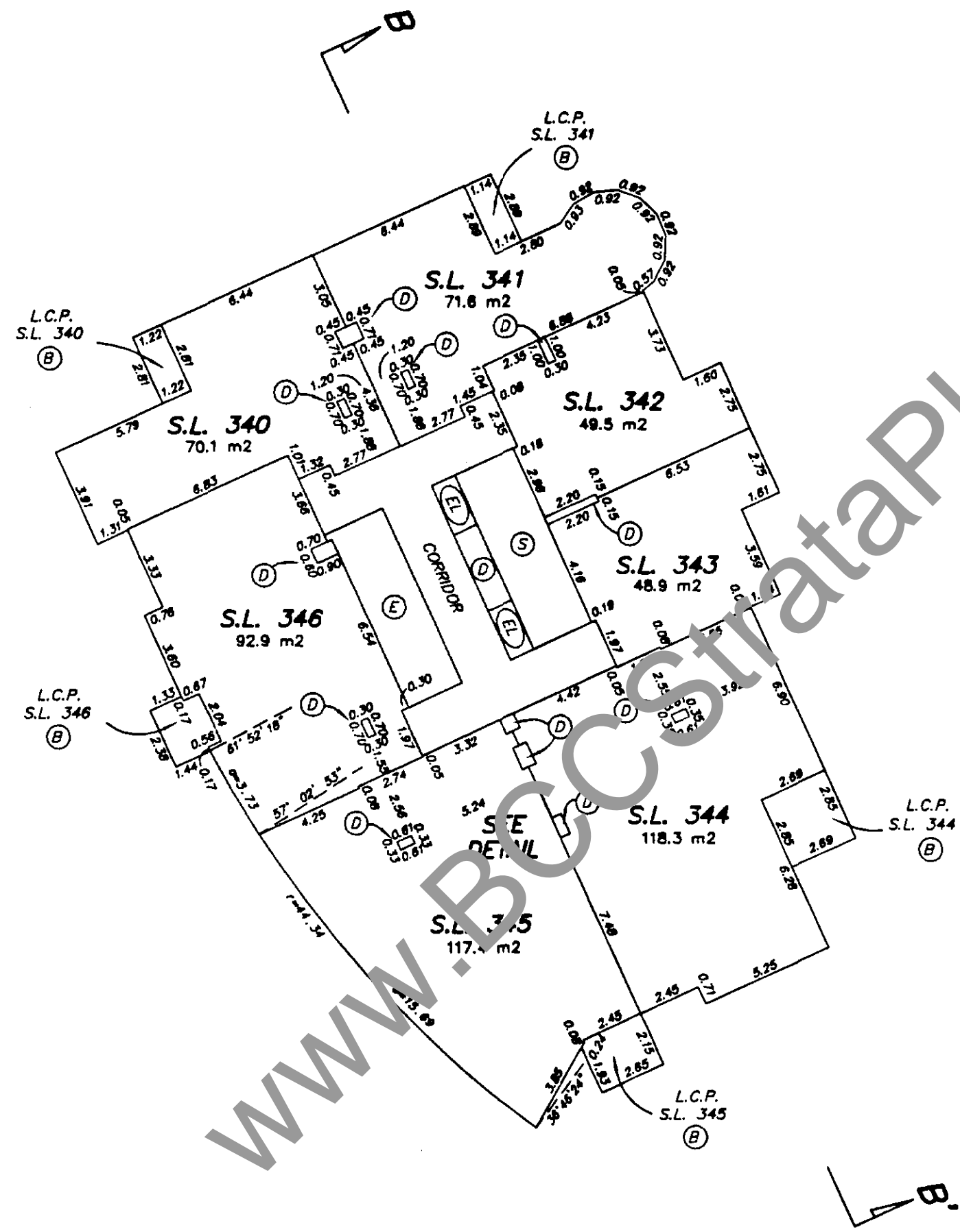

WWW.BCCSTRATAPLAN.COM

GARY C. SUNDVICK, B.C.L.S.  
19th APRIL 1999  
BUTLER, SUNDVICK & ASSOCIATES  
FILE: 96-646 DWG: 96646-6F

# TOWER B - 29th FLOOR

STRATA PLAN LMS <sup>SHEET 92 OF 125</sup> 3903

0 5 10 15  
SCALE 1:200 DISTANCES ARE METRIC



**DETAIL**  
NOT TO SCALE

WWW.BCStrataPlan.com

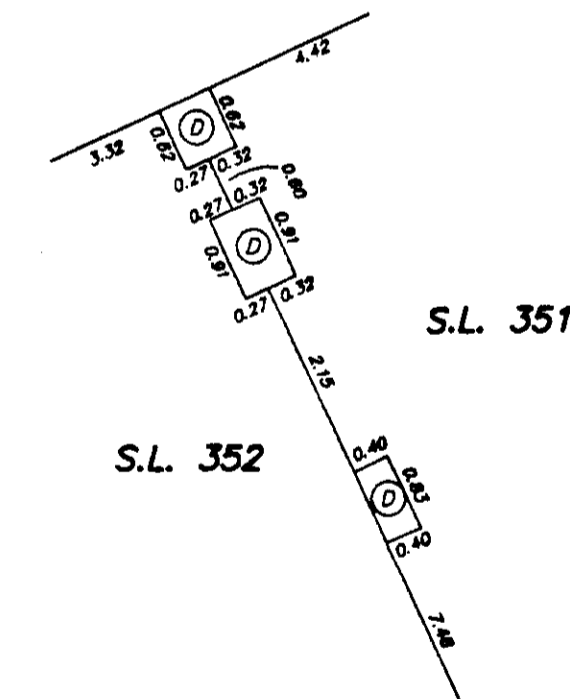
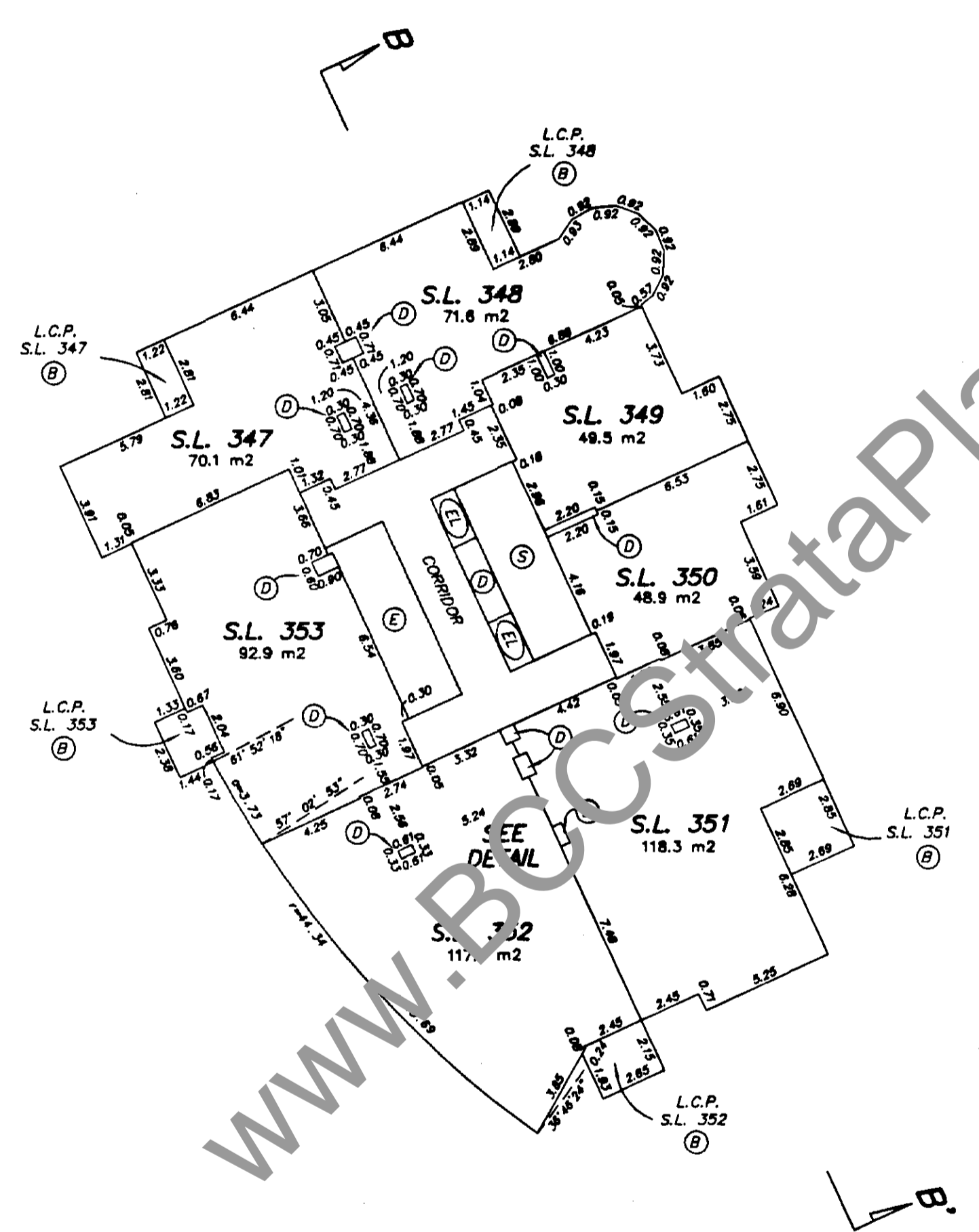


GARY C. SUNDVICK, B.C.L.S.  
19th APRIL 1999  
BUTLER, SUNDVICK & ASSOCIATES  
FILE: 96-646 DWG.: 96646-6F

# TOWER B - 30th FLOOR


STRATA PLAN LMS 3903 SHEET 93 OF 125

0 5 10 15  
SCALE 1:200 DISTANCES ARE METRIC



**DETAIL**  
NOT TO SCALE

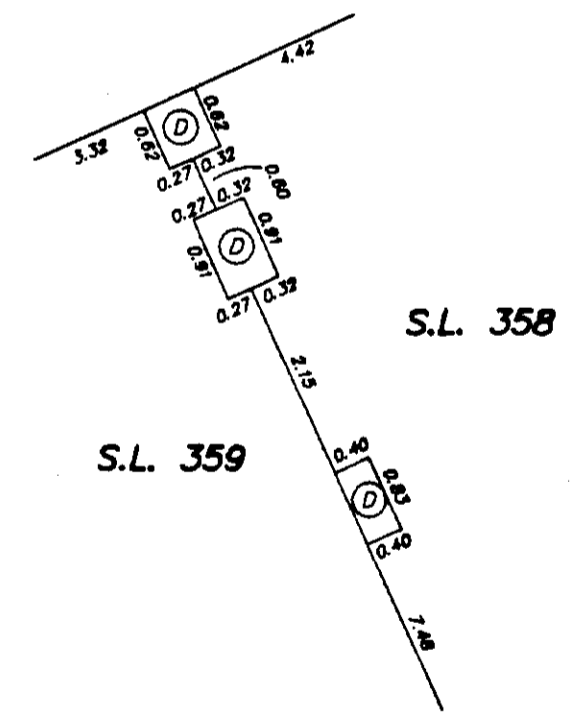
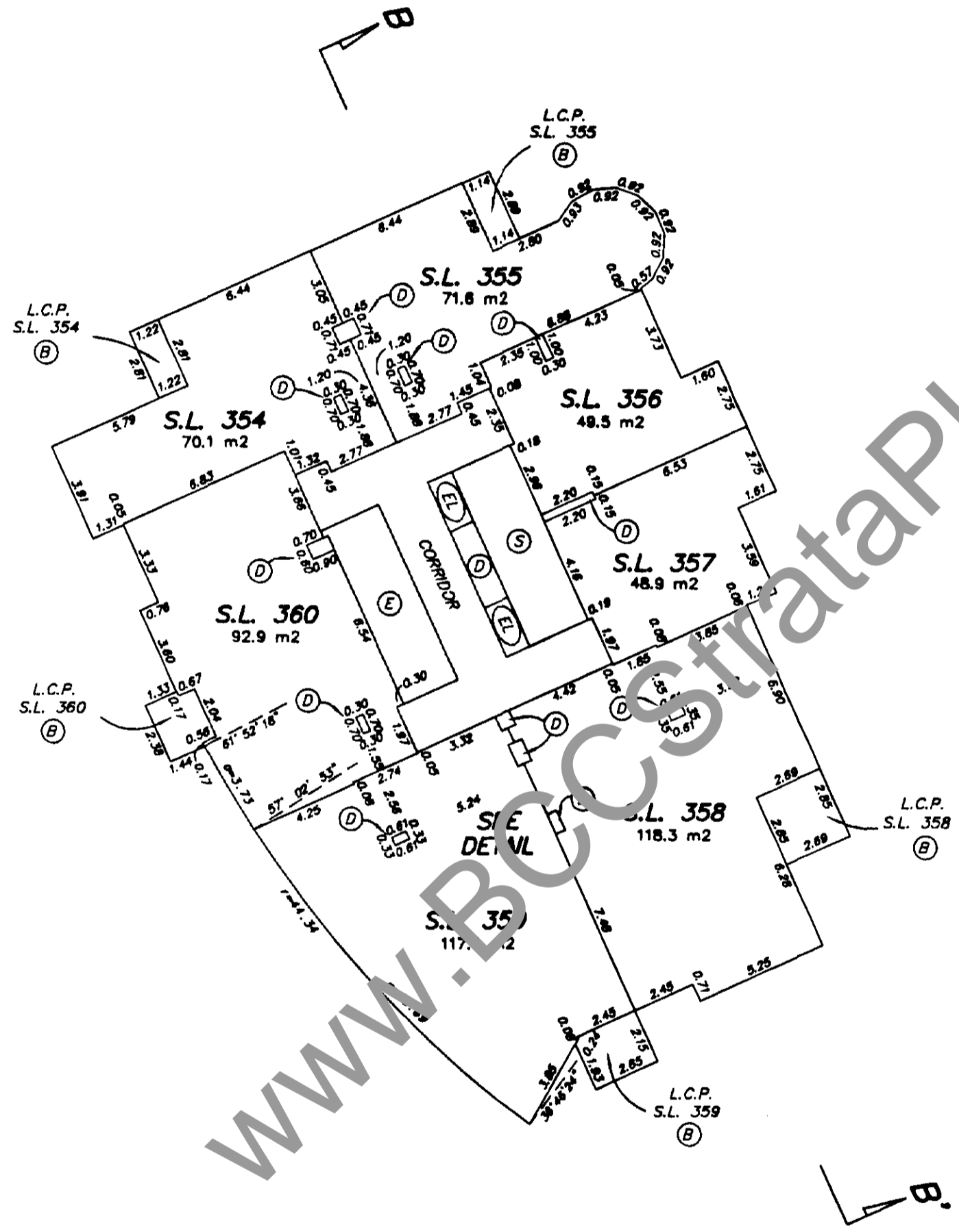
WWW.BCStrataPlan.com

  
GARY C. SUNDVICK, B.C.L.S.  
19th APRIL 1999  
BUTLER, SUNDVICK & ASSOCIATES  
FILE: 96-646 DWG.: 96646-6F

**TOWER B - 31st FLOOR**


STRATA PLAN LMS <sup>SHEET 94 OF 125</sup> **3903**

0 5 10 15  
SCALE 1:200 DISTANCES ARE METRIC



**DETAIL**  
NOT TO SCALE

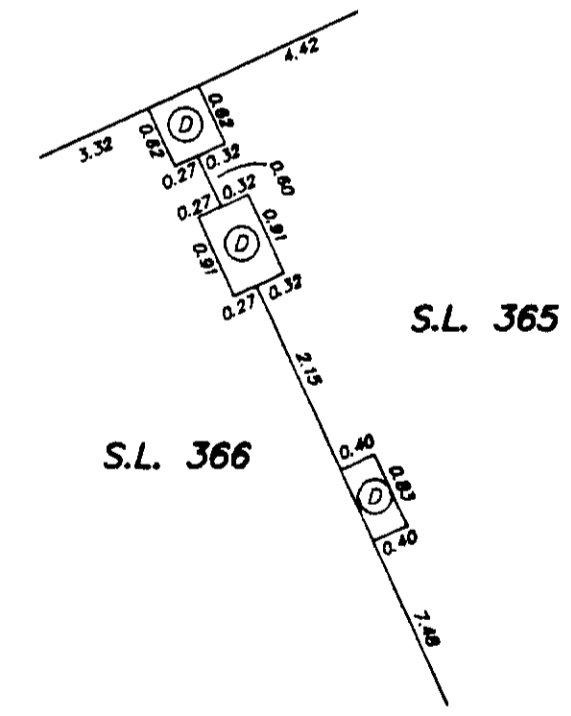
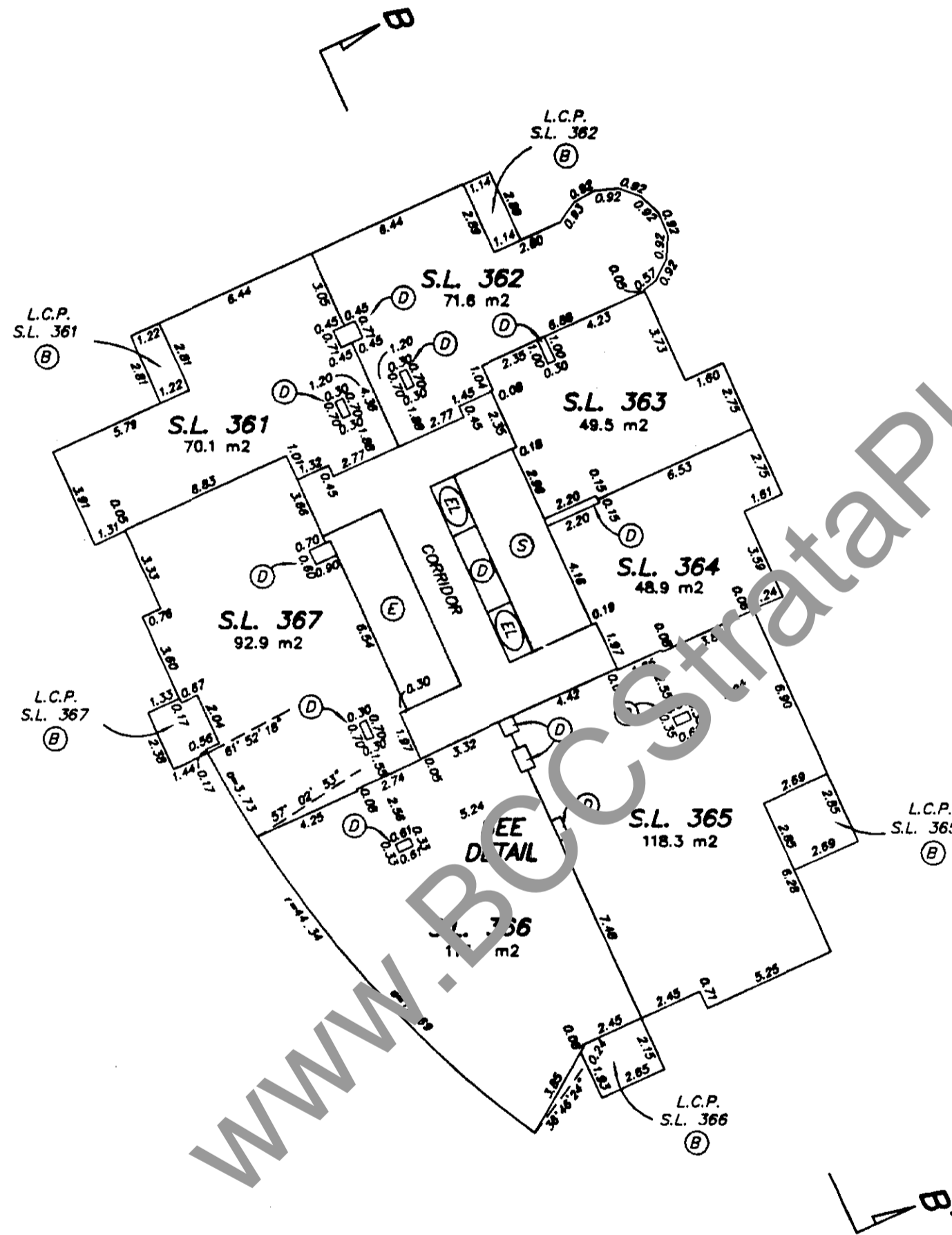
WWW.BCCSTRATAPLAN.COM

  
GARY C. SUNDVICK, B.C.L.S.  
19th APRIL 1999  
BUTLER, SUNDVICK & ASSOCIATES  
FILE: 96-646 DWG.: 96646-6F


# TOWER B - 32nd FLOOR

STRATA PLAN LMS 3903 SHEET 95 OF 125

0 5 10 15  
SCALE 1:200 DISTANCES ARE METRIC



**DETAIL**  
NOT TO SCALE

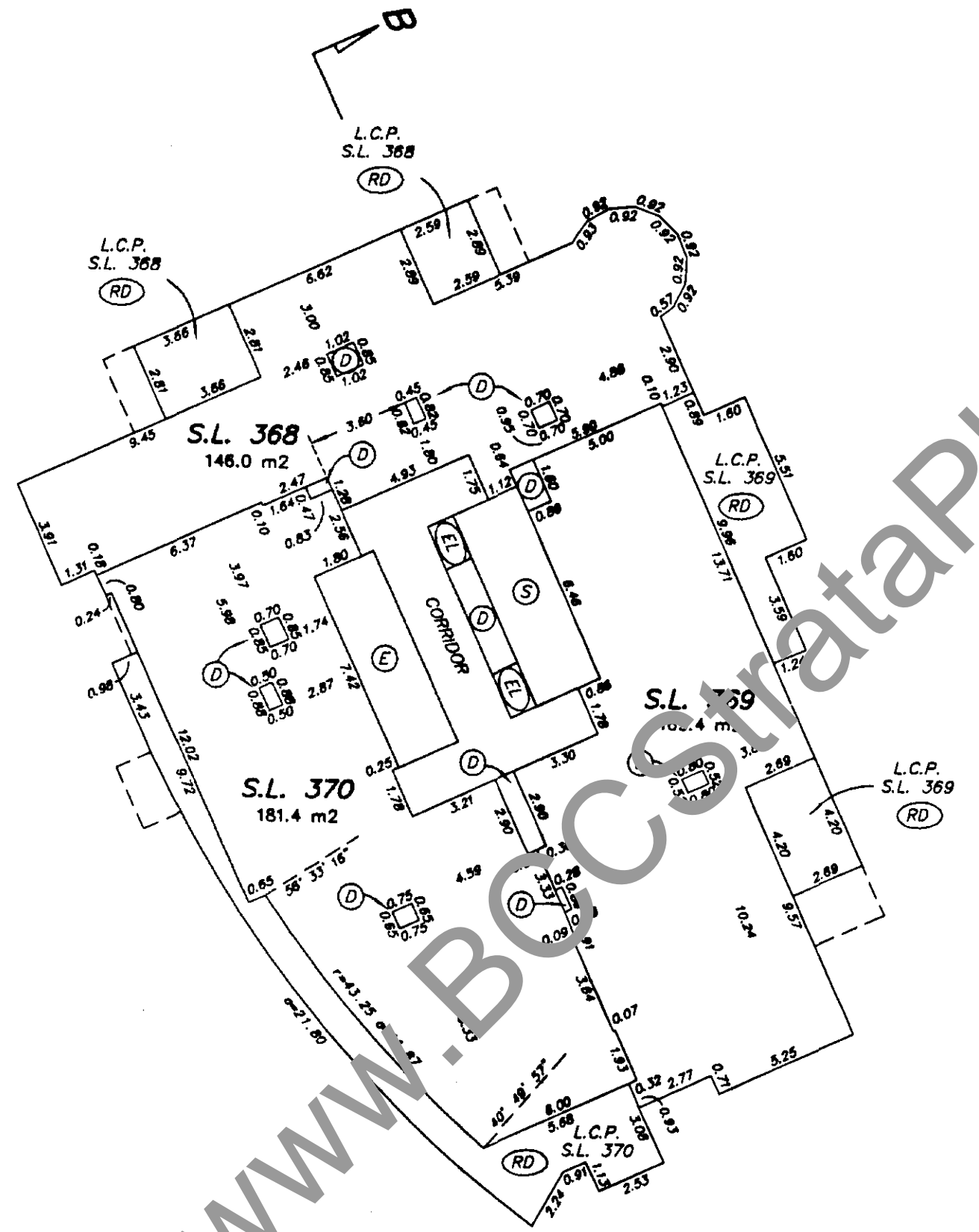

  
GARY C. SUNDVICK, B.C.L.S.  
19th APRIL 1999  
BUTLER, SUNDVICK & ASSOCIATES  
FILE: 96-646 DWG.: 96646-6F



# TOWER B - 33rd FLOOR

STRATA PLAN LMS 3903 SHEET 96 OF 125

0 5 10 15  
SCALE 1:200 DISTANCES ARE METRIC




GARY C. SUNDVICK, B.C.L.S.

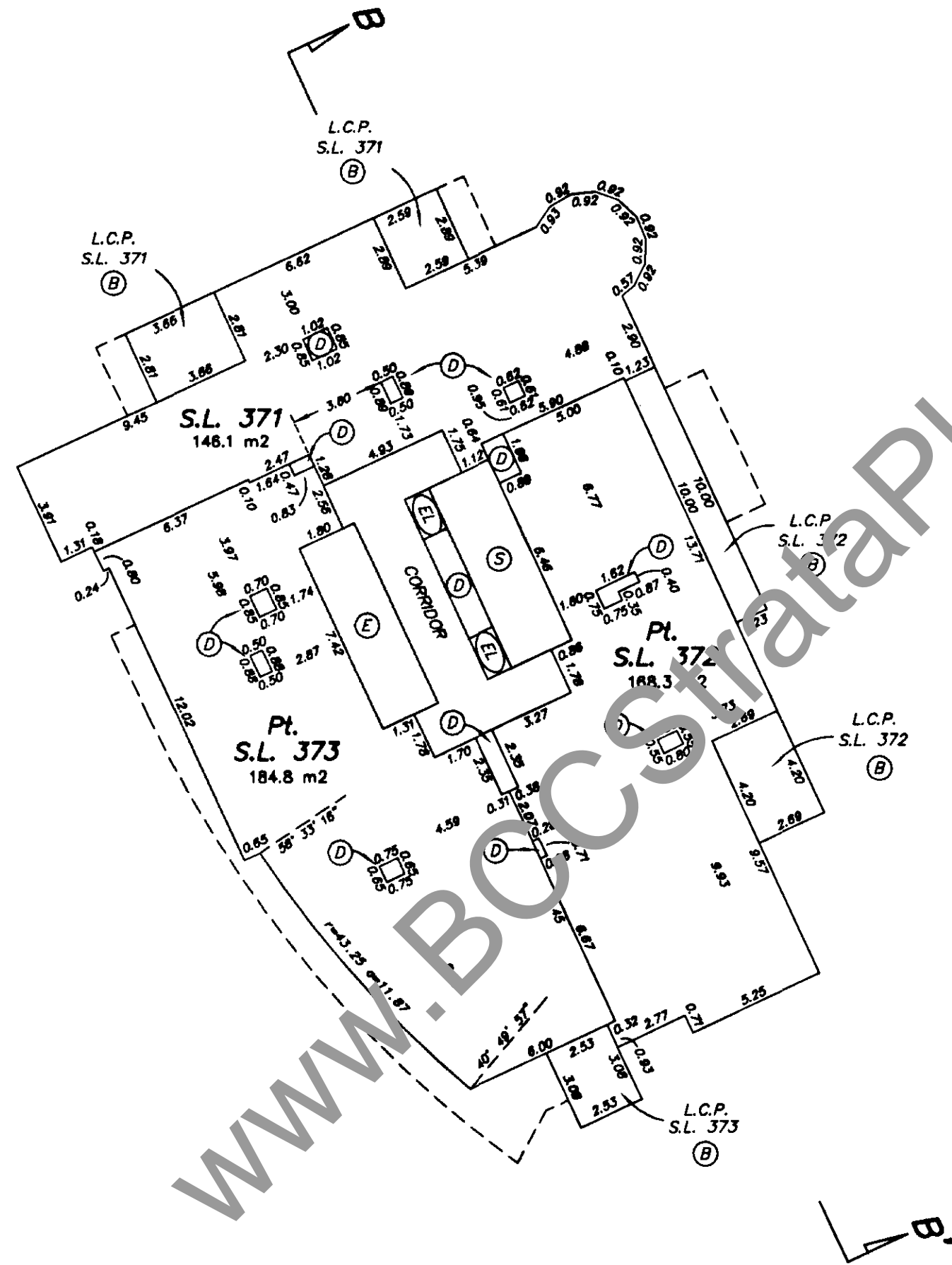
19th APRIL 1999  
BUTLER, SUNDVICK & ASSOCIATES  
FILE: 96-646 DWG.: 96646-6F

# TOWER B - 35th FLOOR

0 5 10 15  
SCALE 1:200 DISTANCES ARE METRIC



SHEET 97 OF 125  
STRATA PLAN LMS 3903




WWW.BOCSTRATAPLAN.COM



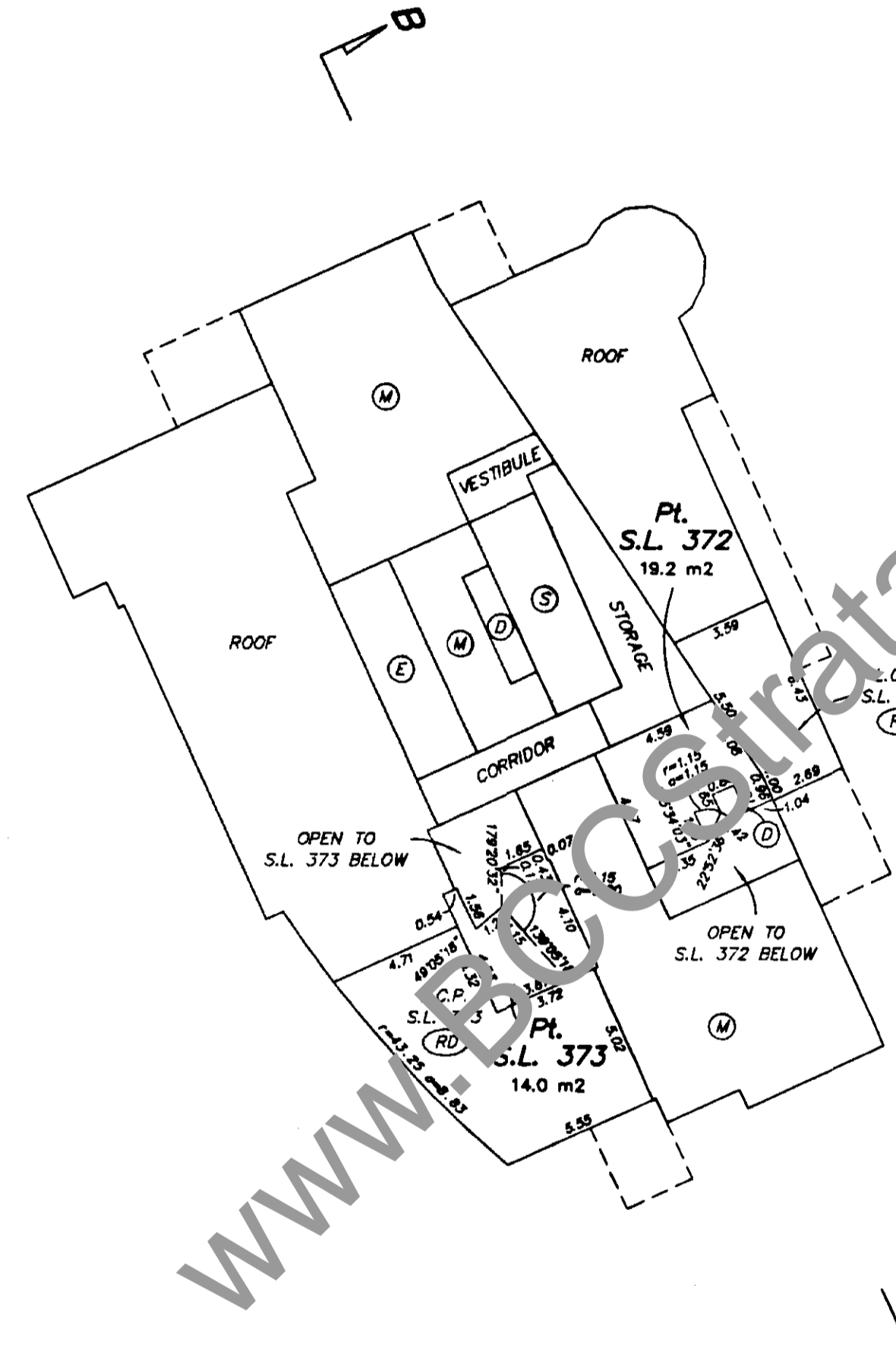
GARY C. SUNDVICK, B.C.L.S.  
19th APRIL 1999  
BUTLER, SUNDVICK & ASSOCIATES  
FILE: 96-646 DWG.: 96646-6F

# TOWER B - 36th FLOOR

0 5 10 15  
SCALE 1:200 DISTANCES ARE METRIC




SHEET 98 OF 125  
STRATA PLAN LMS 3903



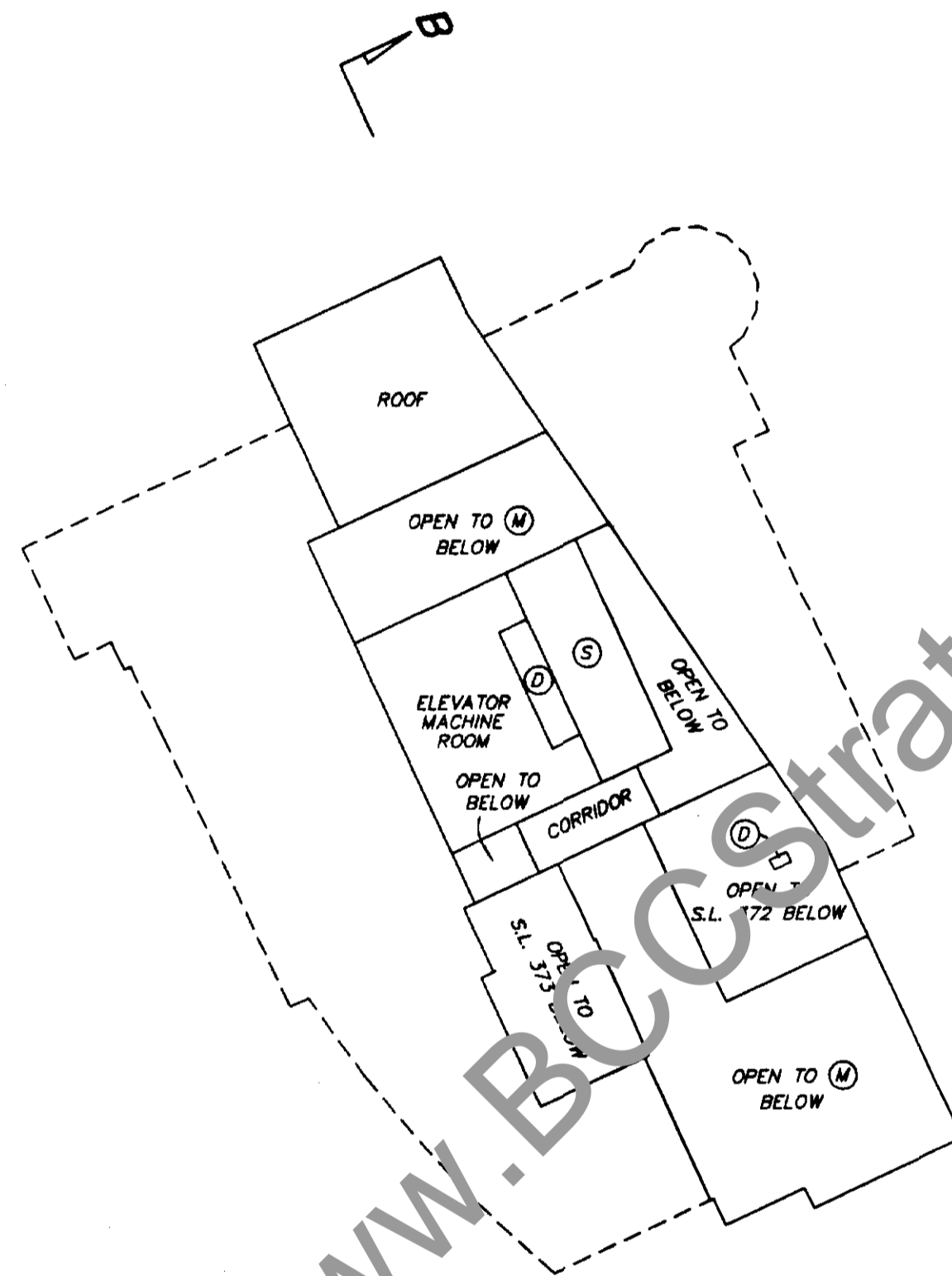
GARY C. SUNDVICK, B.C.L.S.  
19th APRIL 1999  
BUTLER, SUNDVICK & ASSOCIATES  
FILE: 96-646 DWG.: 96646-6F

# TOWER B - 37th FLOOR

0 5 10 15  
SCALE 1:200 DISTANCES ARE METRIC



SHEET 99 OF 125  
STRATA PLAN LMS 3903

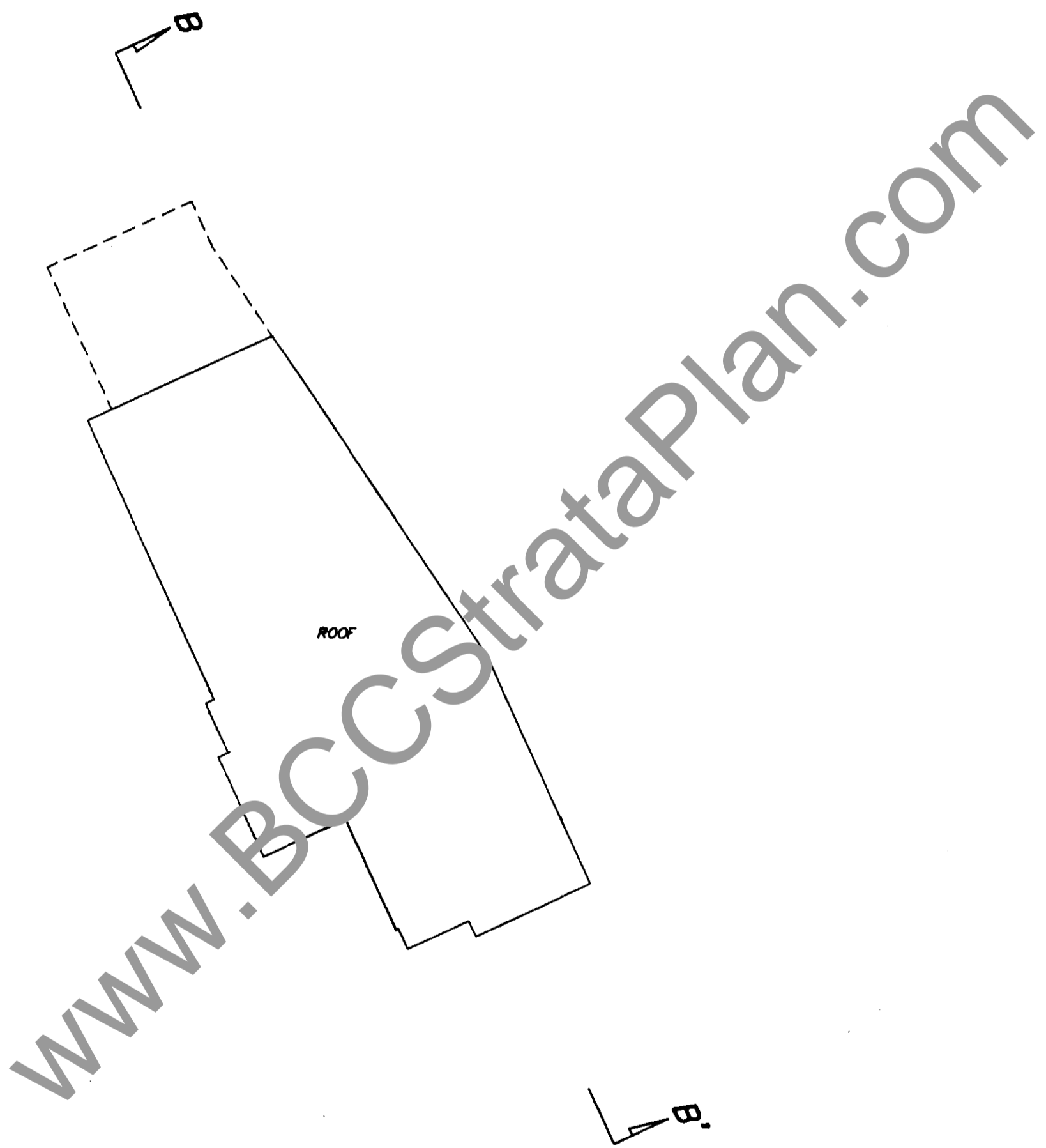


GARY C. SUNDVICK, B.C.L.S.  
19th APRIL 1999  
BUTLER, SUNDVICK & ASSOCIATES  
FILE: 96-646 DWG.: 96646-6F

**TOWER B - ROOF**

STRATA PLAN LMS 3903 SHEET 100 OF 125

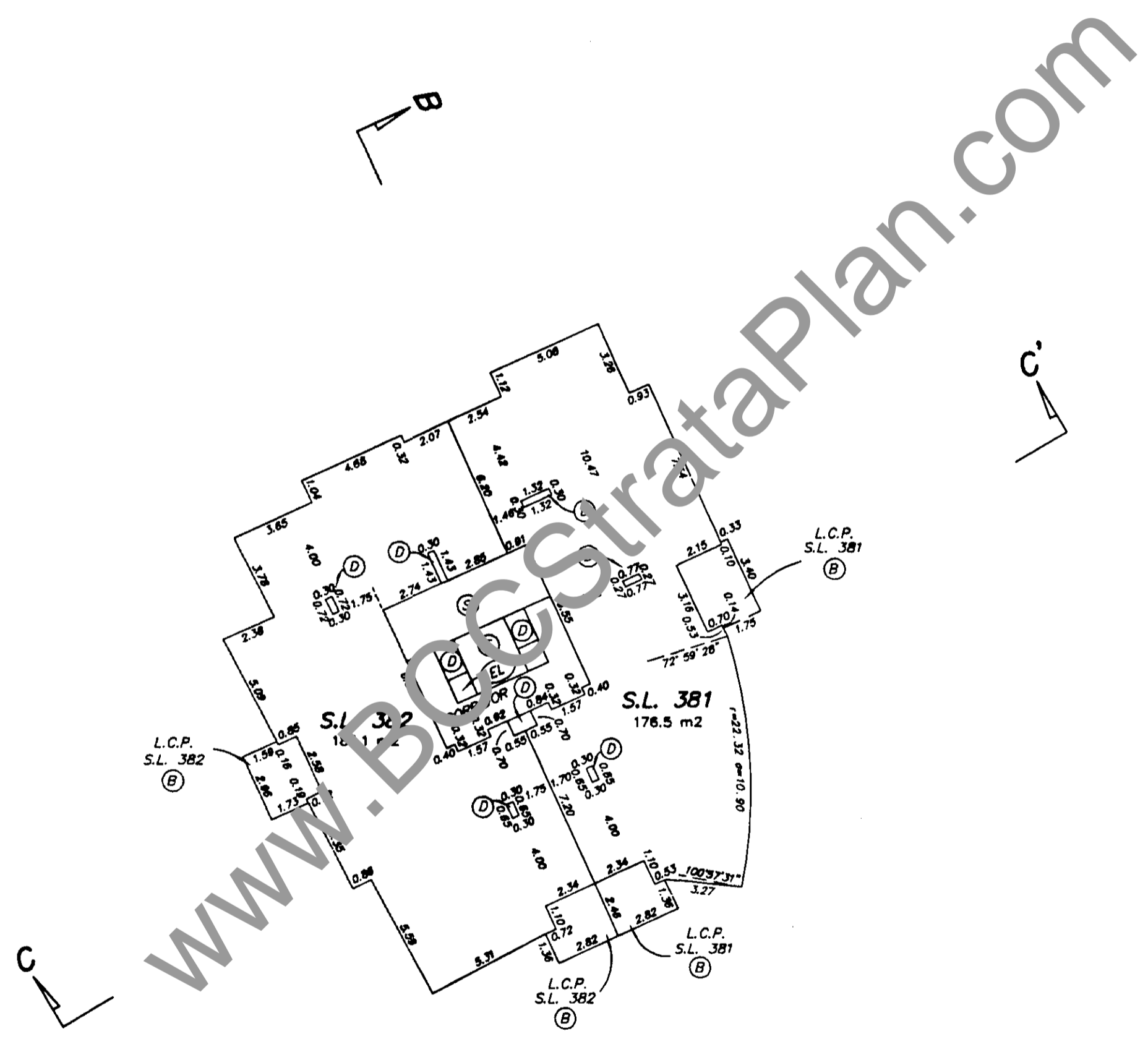

0 5 10 15  
SCALE 1:200 DISTANCES ARE METRIC



GARY C. SUNDVICK, B.C.L.S.  
19th APRIL 1999  
BUTLER, SUNDVICK & ASSOCIATES  
FILE: 96-646 DWG: 96646-6F

# MID-RISE - 6th FLOOR

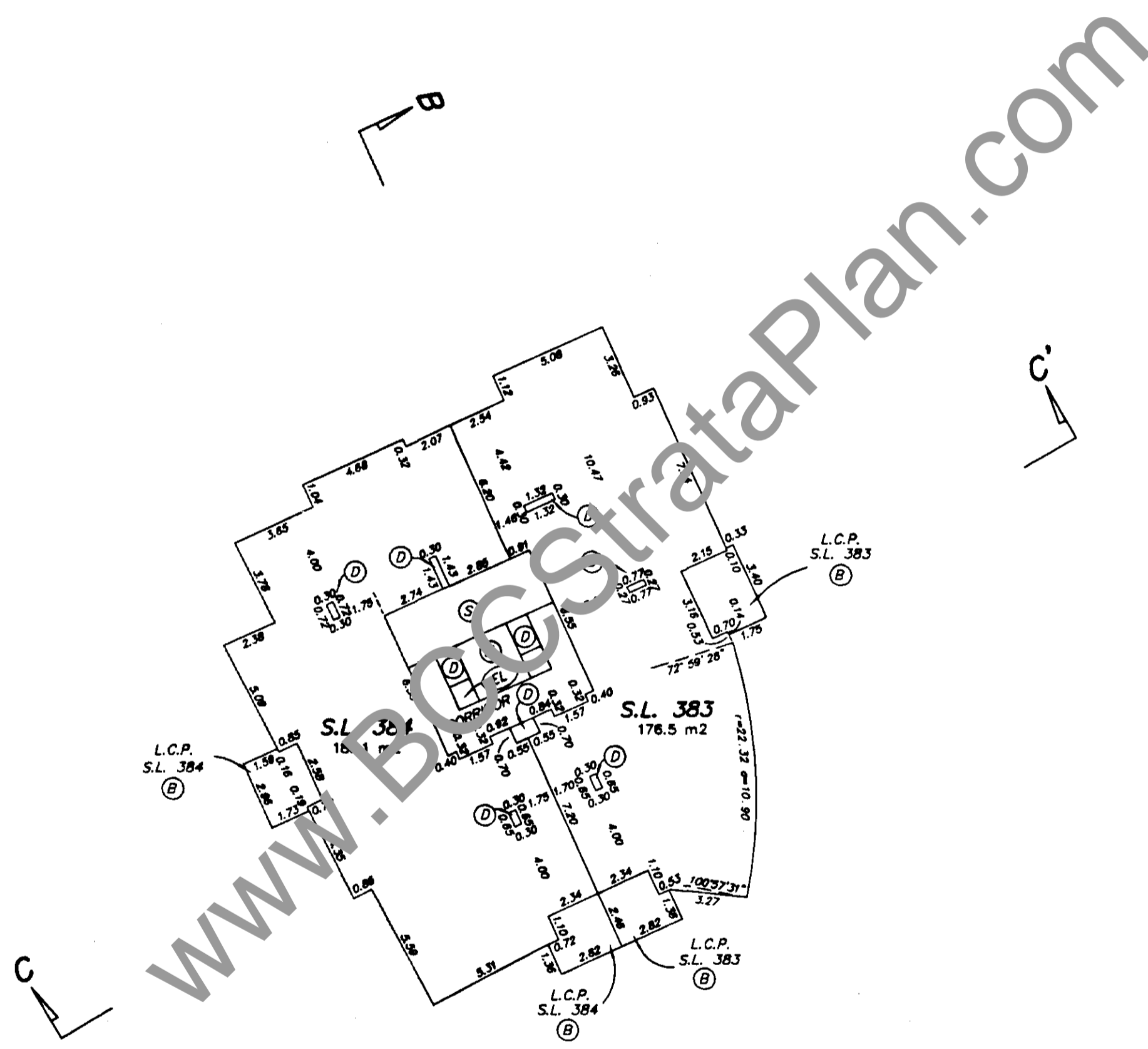


SHEET 101 OF 125  
STRATA PLAN LMS 3903



GARY C. SUNDVICK, B.C.L.S.  
19th APRIL 1999  
BUTLER, SUNDVICK & ASSOCIATES  
FILE: 96-646 DWG.: 96646-6F

**MID-RISE - 7th FLOOR**

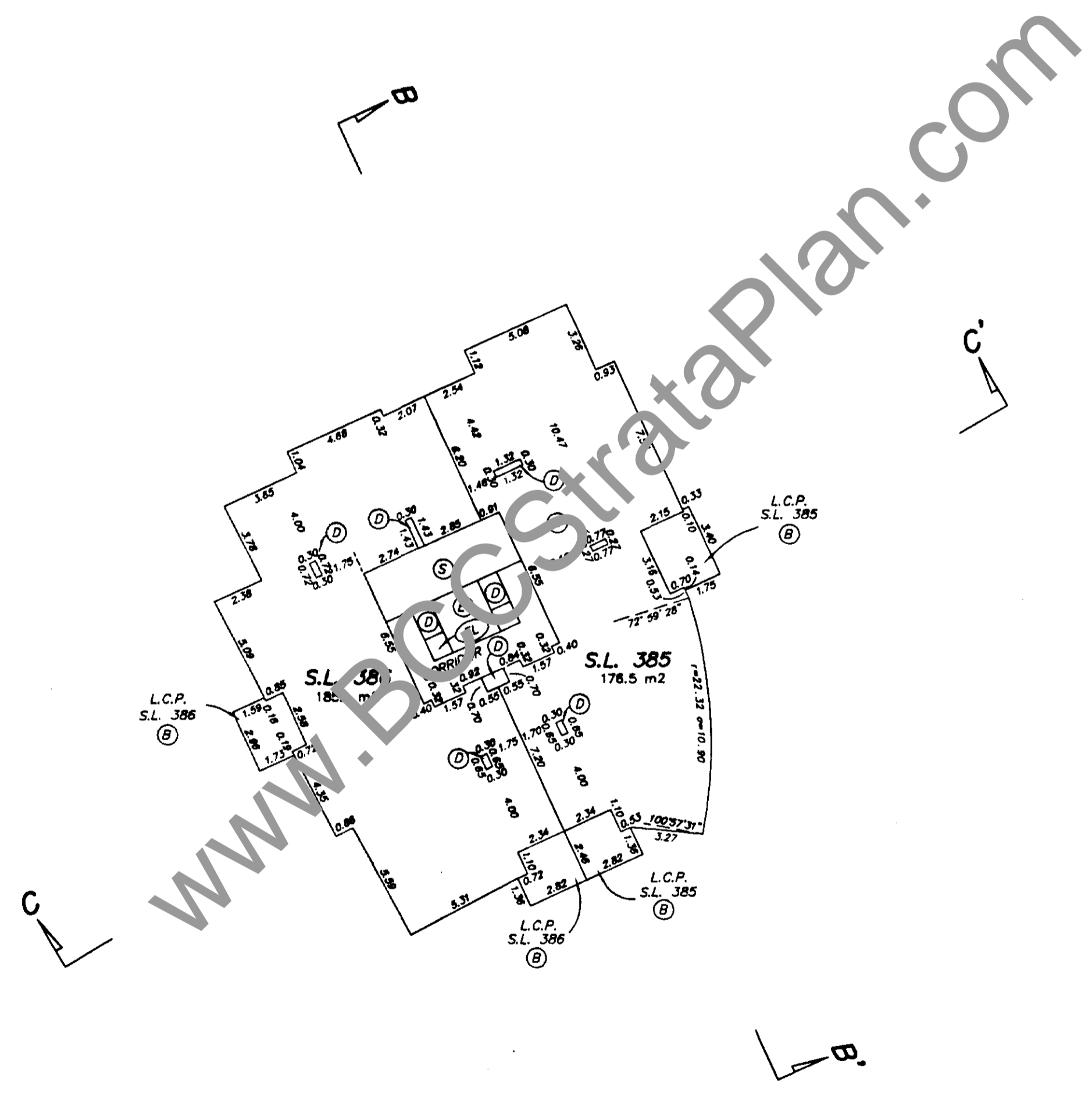
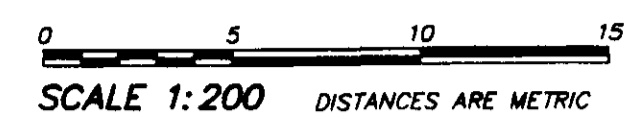
SHEET 102 OF 125  
**STRATA PLAN LMS 3903**



GARY C. SUNDVICK, B.C.L.S.  
19th APRIL 1999  
BUTLER, SUNDVICK & ASSOCIATES  
FILE: 98-646 DWG: 96646-6F

**MID-RISE - 8th FLOOR**

SHEET 103 OF 125  
**STRATA PLAN LMS 3903**



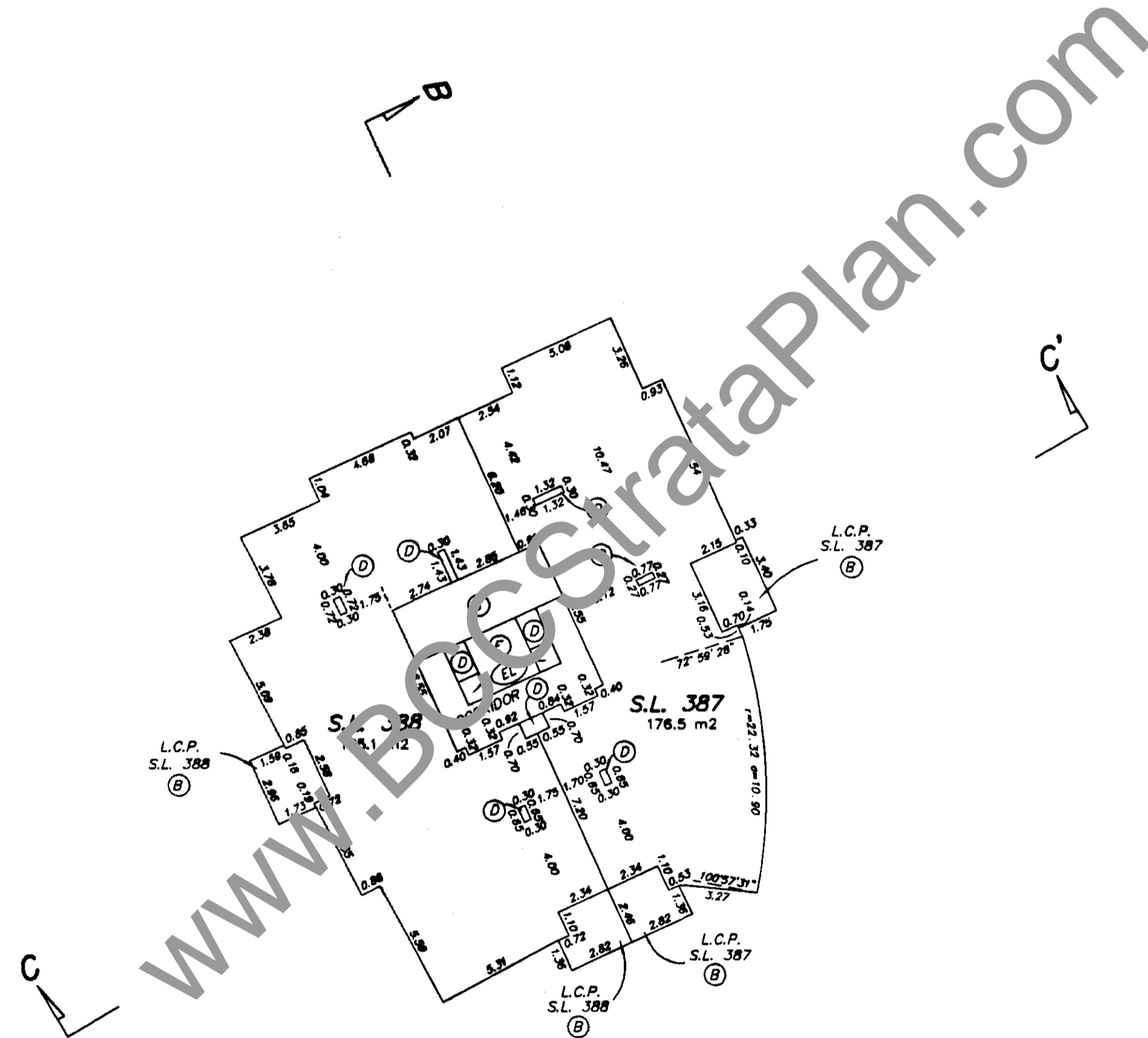

*G.C.*  
GARY C. SUNDVICK, B.C.L.S.  
19th APRIL 1999  
BUTLER, SUNDVICK & ASSOCIATES  
FILE: 96-646 DWG.: 96646-6F




**MID-RISE - 9th FLOOR**

STRATA PLAN LMS **3903** SHEET 104 OF 125

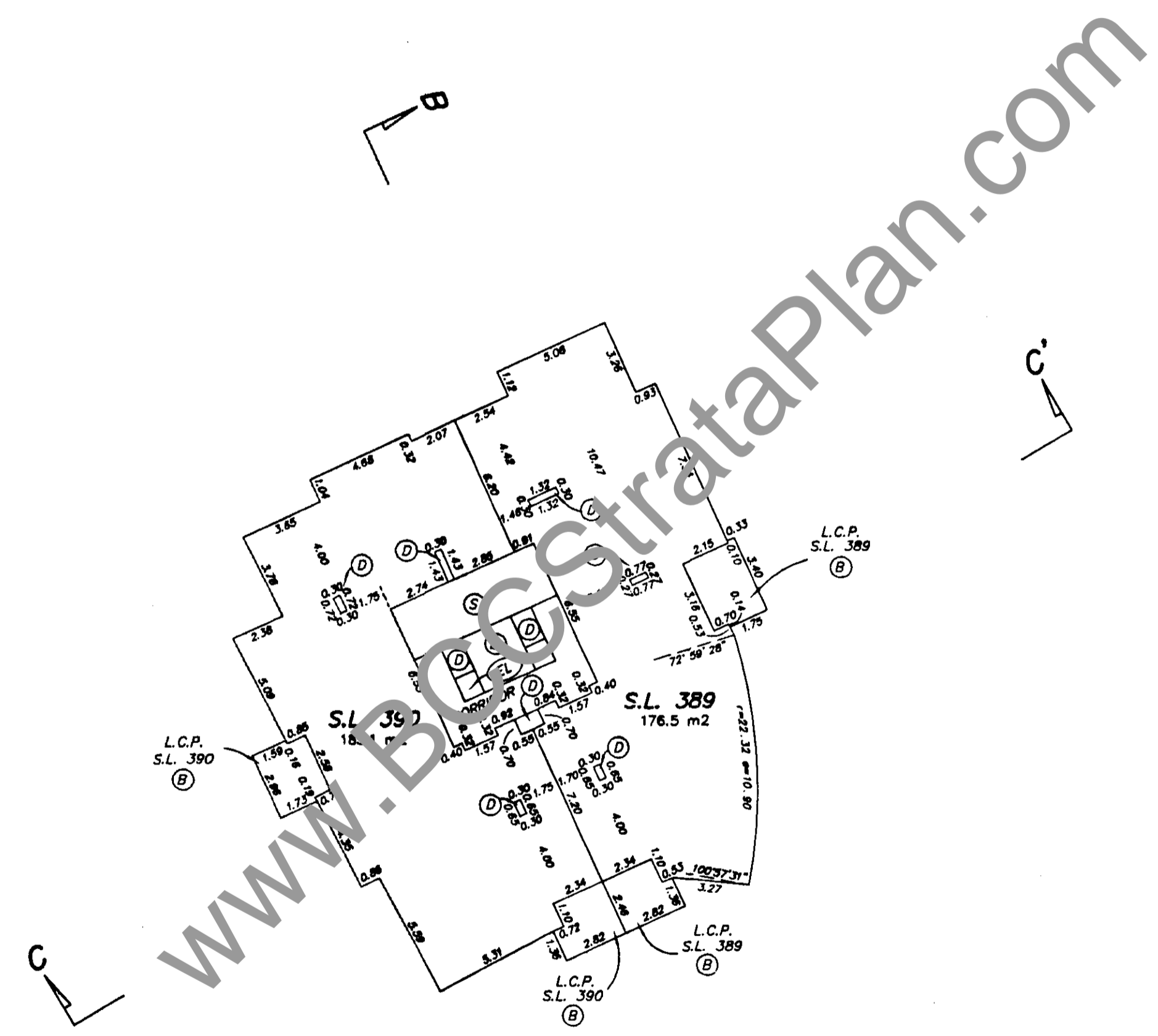


0 5 10 15  
SCALE 1:200 DISTANCES ARE METRIC



  
GARY C. SUNDVICK, B.C.L.S.  
19th APRIL 1999  
BUTLER, SUNDVICK & ASSOCIATES  
FILE: 96-646 DWG.: 96646-6F

# MID-RISE - 10th FLOOR


SHEET 105 OF 125  
STRATA PLAN LMS 3903



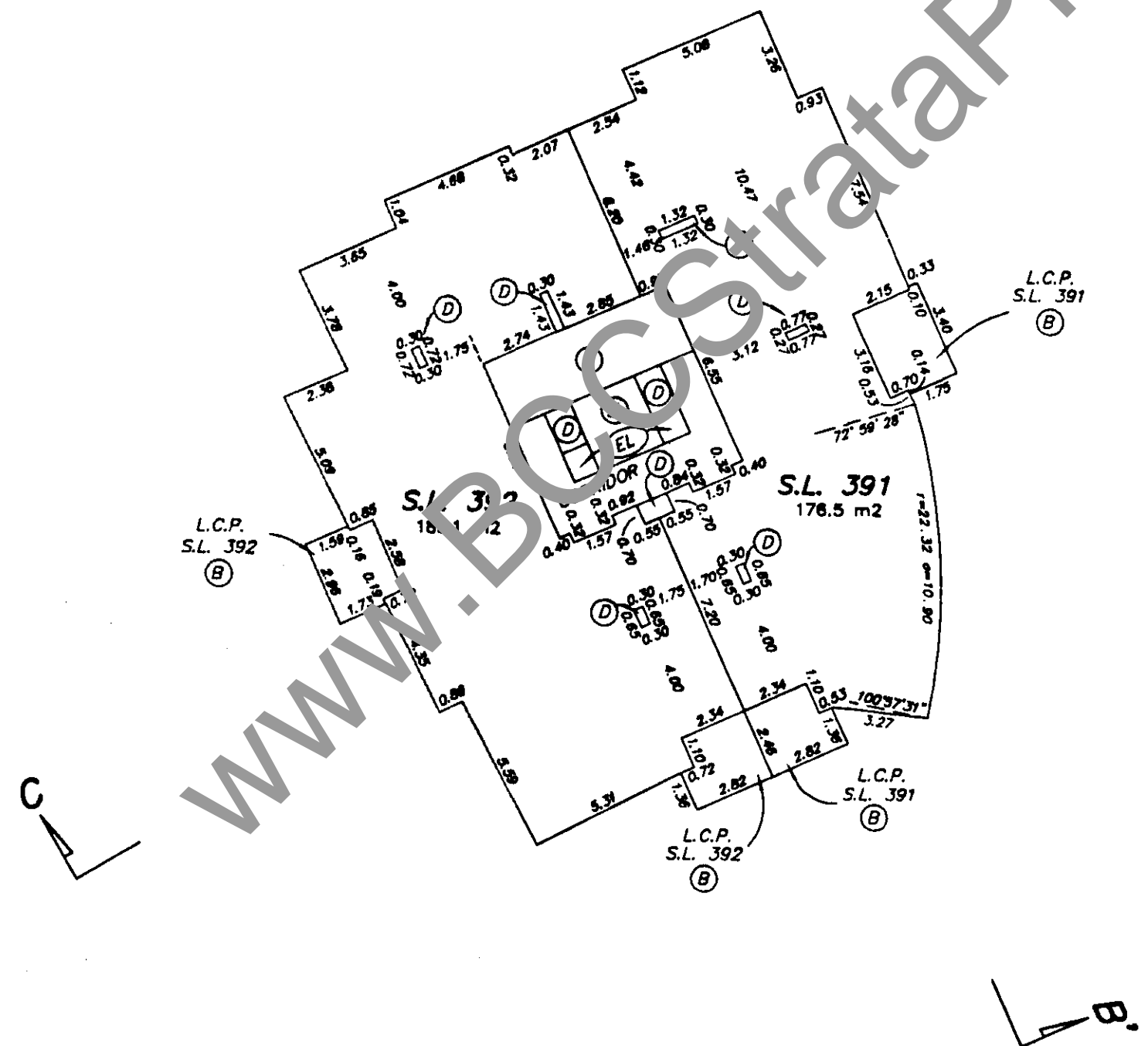
*G.C.S.*  
 GARY C. SUNDVICK, B.C.L.S.  
 19th APRIL 1999  
 BUTLER, SUNDVICK & ASSOCIATES  
 FILE: 96-646 DWG.: 96646-6F

# MID-RISE - 11th FLOOR

STRATA PLAN LMS 3903 SHEET 106 OF 125



www.BCCStrataPlan.com

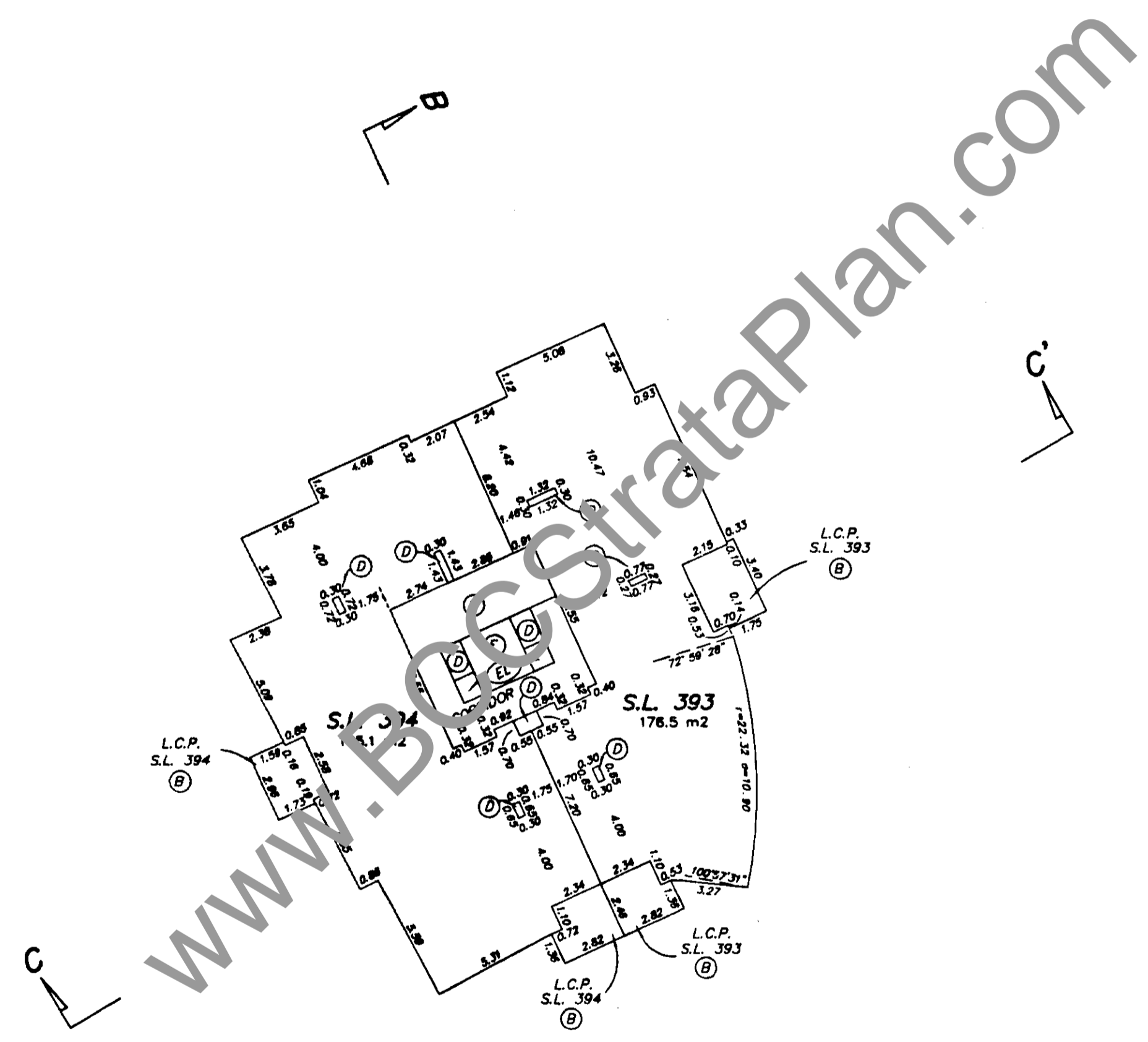
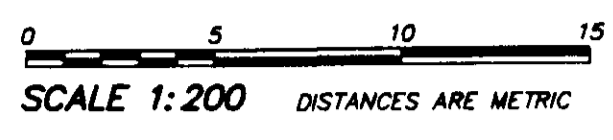


GARY C. SUNDVICK, B.C.L.S.

19th APRIL 1999  
BUTLER, SUNDVICK & ASSOCIATES  
FILE: 96-646 DWG.: 96646-6F

# MID-RISE - 12th FLOOR

SHEET 107 OF 125  
**STRATA PLAN LMS 3903**

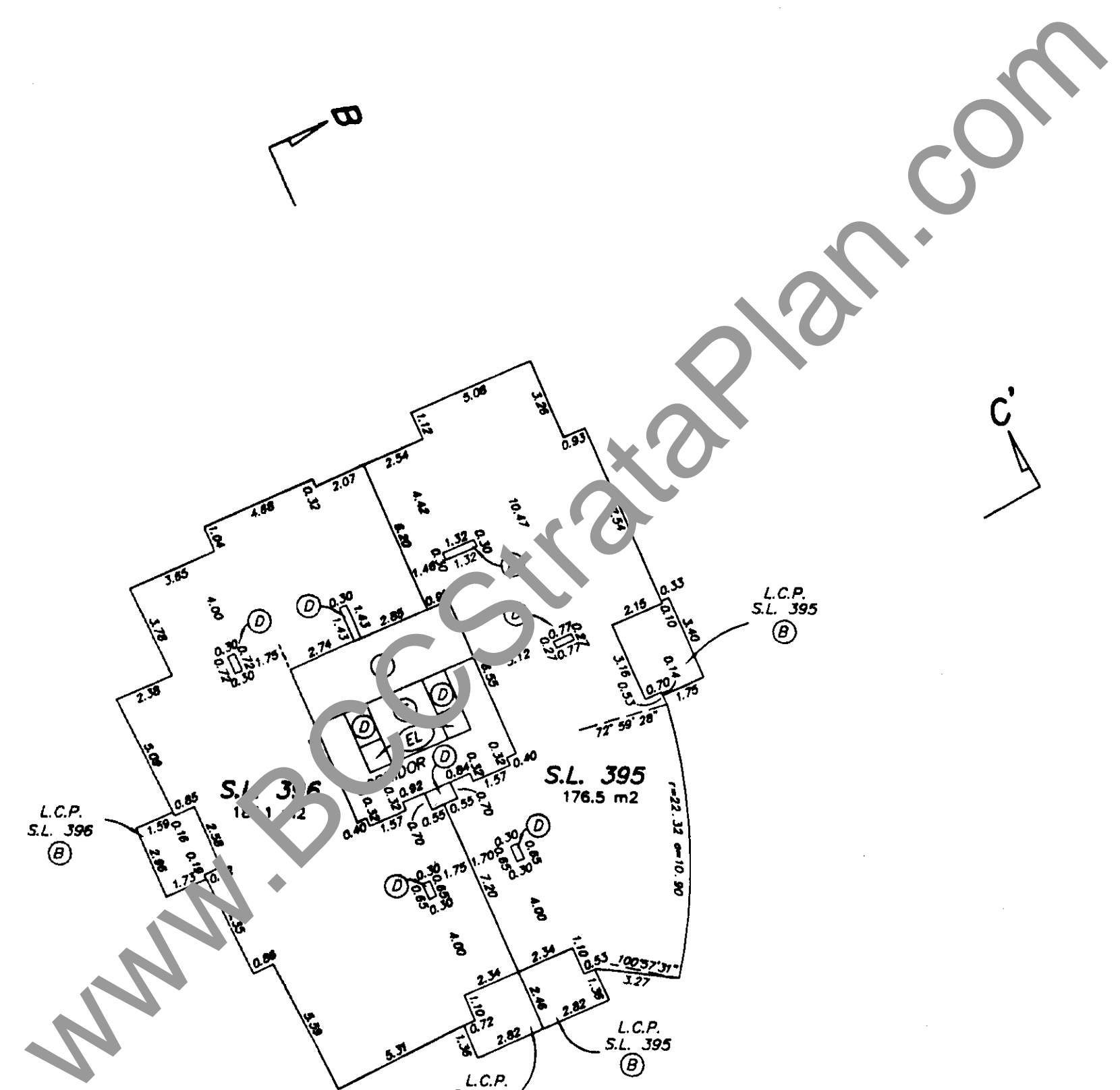
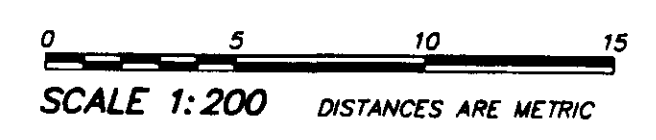



*G.C.*  
GARY C. SUNDVICK, B.C.L.S.

19th APRIL 1999  
BUTLER, SUNDVICK & ASSOCIATES  
FILE: 96-646 DWG.: 96646-6F

**MID-RISE - 15th FLOOR**

**STRATA PLAN LMS 3903** SHEET 108 OF 125

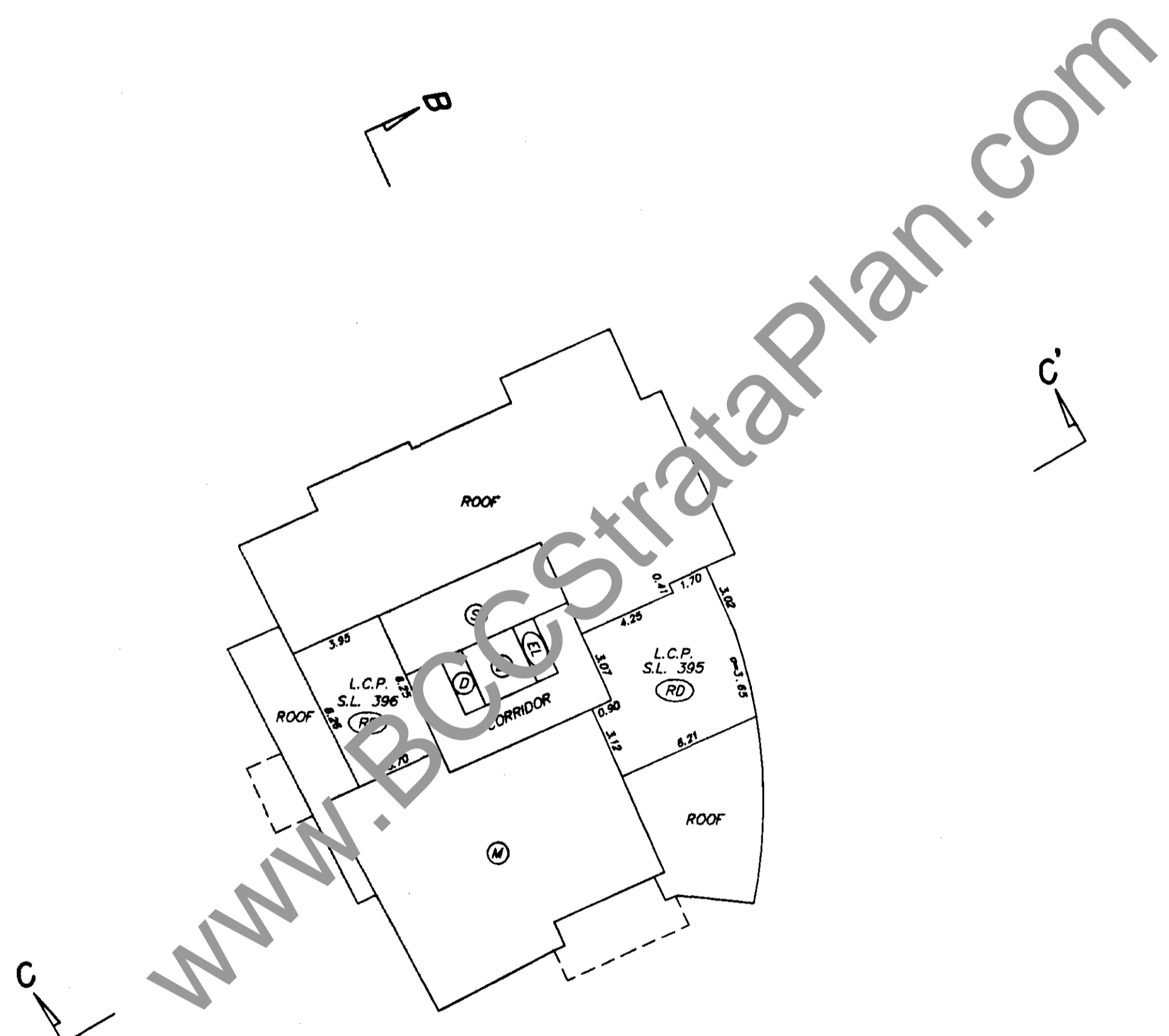



  
GARY C. SUNDVICK, B.C.L.S.  
19th APRIL 1999  
BUTLER, SUNDVICK & ASSOCIATES  
FILE: 96-646 DWG.: 96646-6F

# MID-RISE - 16th FLOOR

SHEET 109 OF 125  
**STRATA PLAN LMS 3903**

0 5 10 15  
SCALE 1:200 DISTANCES ARE METRIC

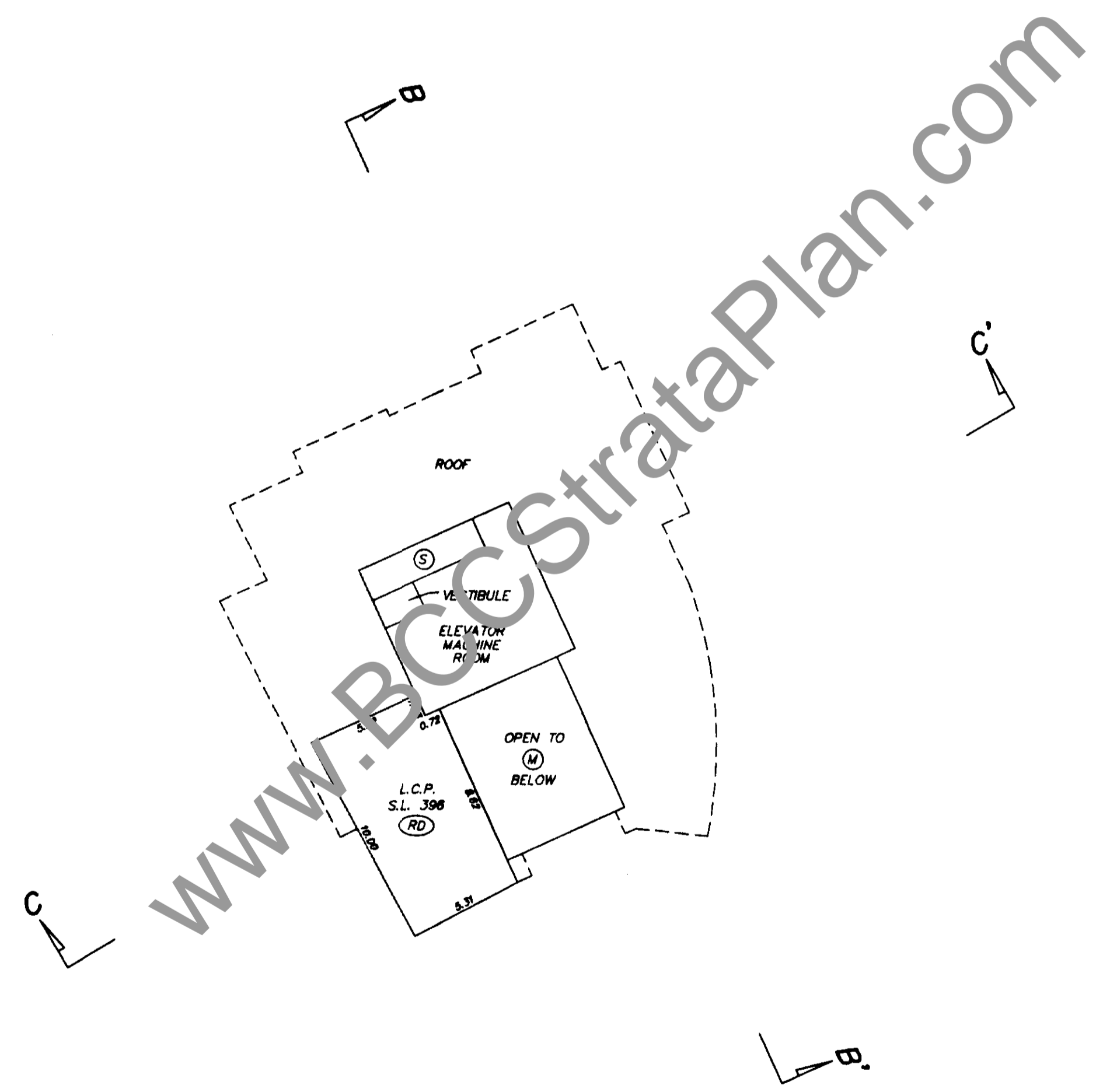





GARY C. SUNDVICK, B.C.L.S.

19th APRIL 1999  
BUTLER, SUNDVICK & ASSOCIATES  
FILE: 96-646 DWG: 96646-6F

# MID-RISE - 17th FLOOR

SHEET 110 OF 125  
STRATA PLAN LMS 3903



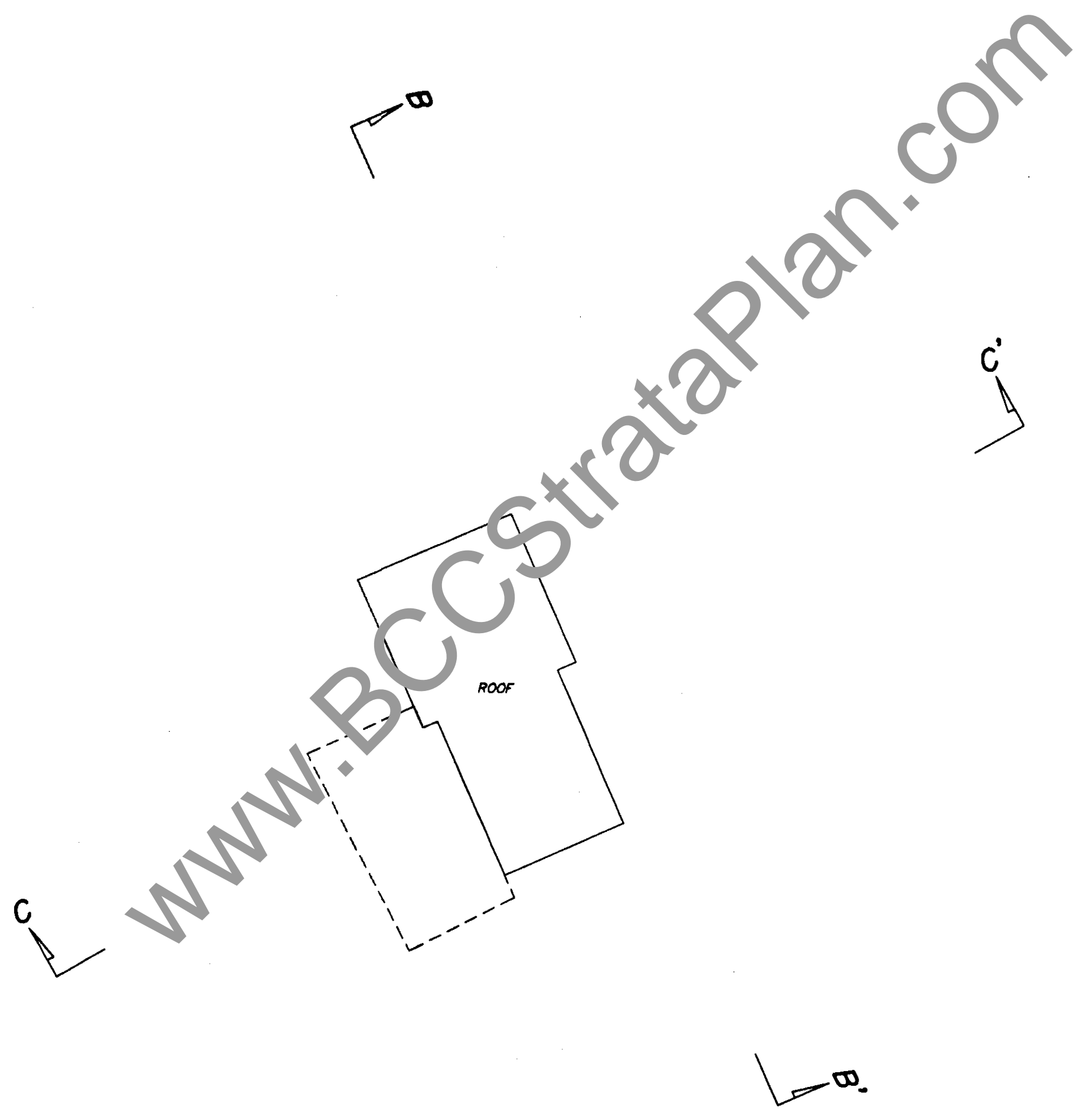
  
 GARY C. SUNDVICK, B.C.L.S.  
 19th APRIL 1999  
 BUTLER, SUNDVICK & ASSOCIATES  
 FILE: 96-646 DWG: 96646-6F

**MID-RISE - ROOF**

0 5 10 15  
SCALE 1:200 DISTANCES ARE METRIC



SHEET 111 OF 125  
**STRATA PLAN LMS 3903**



WWW.BCCStrataPlan.com

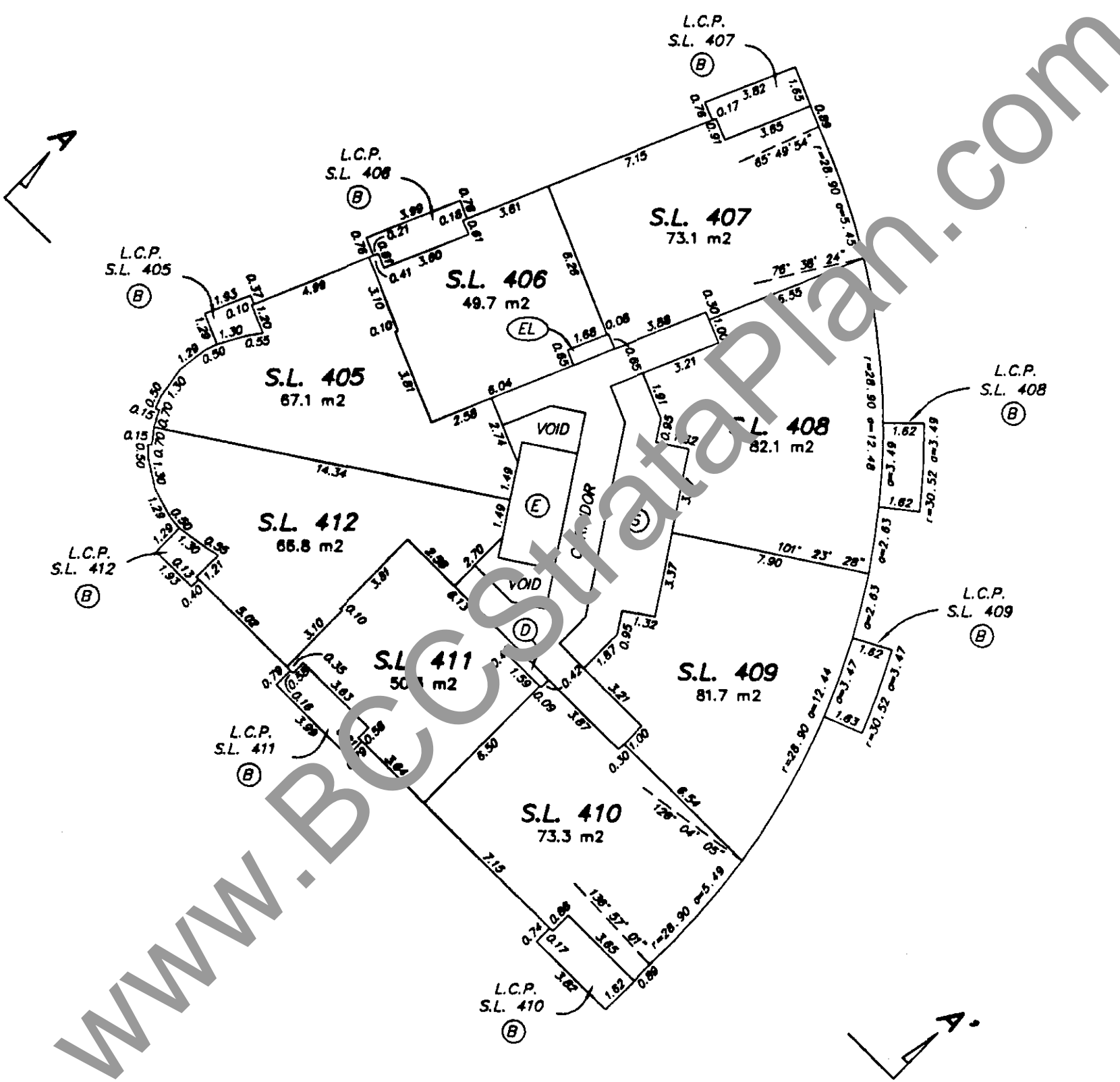

GARY C. SUNDVICK, B.C.L.S.  
19th APRIL 1999  
BUTLER, SUNDVICK & ASSOCIATES  
FILE: 96-646 DWG.: 96646-6F



# TOWER C - 6th FLOOR

STRATA PLAN LMS 3903 SHEET 112 OF 125

0 5 10 15  
SCALE 1:200 DISTANCES ARE METRIC

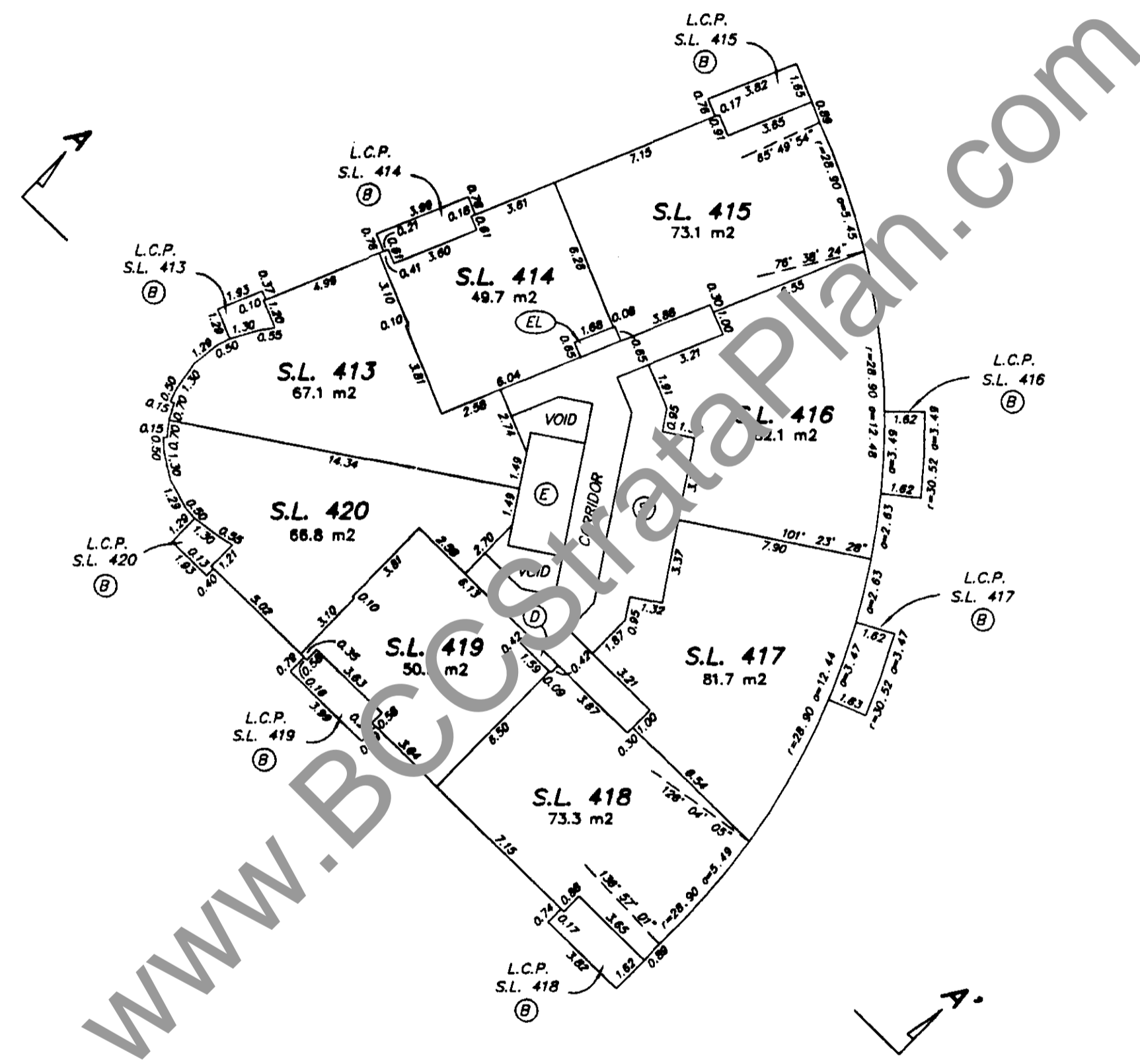


GARY C. SUNDVICK, B.C.L.S.  
19th APRIL 1999  
BUTLER, SUNDVICK & ASSOCIATES  
FILE: 96-646 DWG.: 96646-6F

# TOWER C - 7th FLOOR

SHEET 113 OF 125  
STRATA PLAN LMS 3903

0 5 10 15  
SCALE 1:200 DISTANCES ARE METRIC



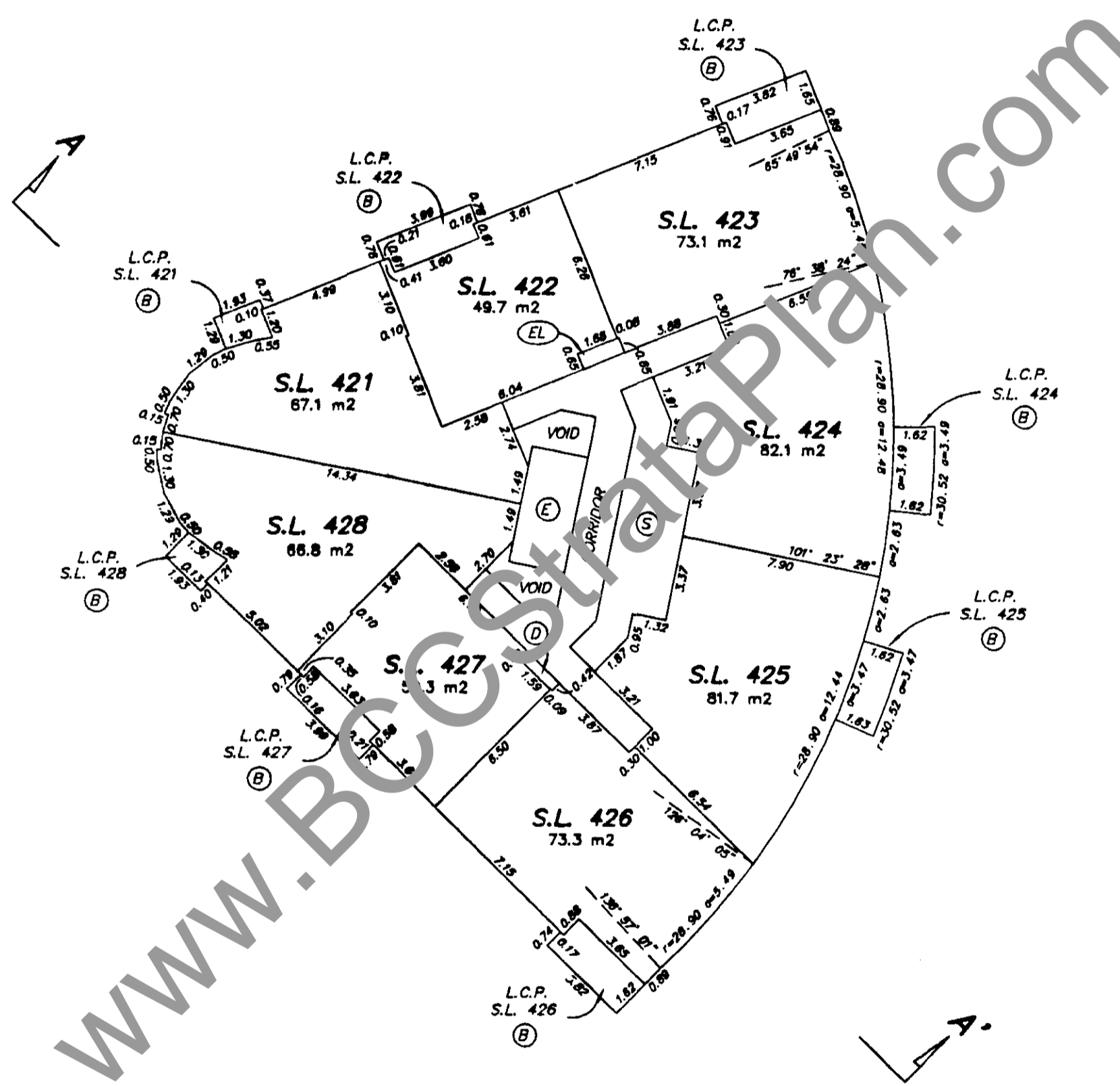
GARY C. SUNDVICK, B.C.L.S.  
19th APRIL 1999  
BUTLER, SUNDVICK & ASSOCIATES  
FILE: 96-646 DWG.: 96646-6F

# TOWER C - 8th FLOOR

# STRATA PLAN LMS 3903

SHEET 114 OF 125

0 5 10 15  
SCALE 1:200 DISTANCES ARE METRIC



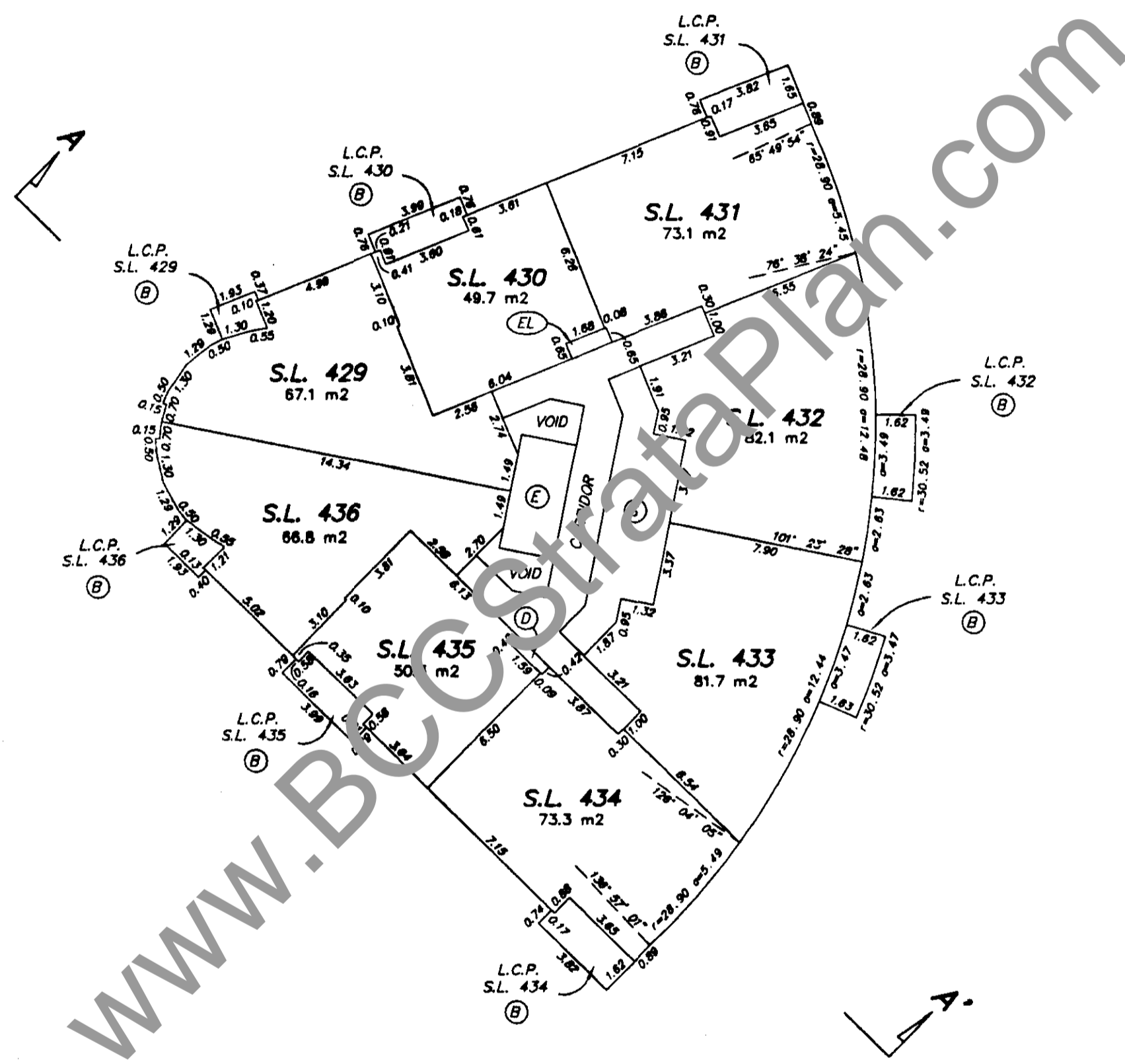

GARY C. SUNDVICK, B.C.L.S.  
19th APRIL 1999  
BUTLER, SUNDVICK & ASSOCIATES  
FILE: 96-646 DWG.: 96646-6F

# TOWER C - 9th FLOOR

# STRATA PLAN LMS 3903

SHEET 115 OF 125

0 5 10 15  
SCALE 1:200 DISTANCES ARE METRIC



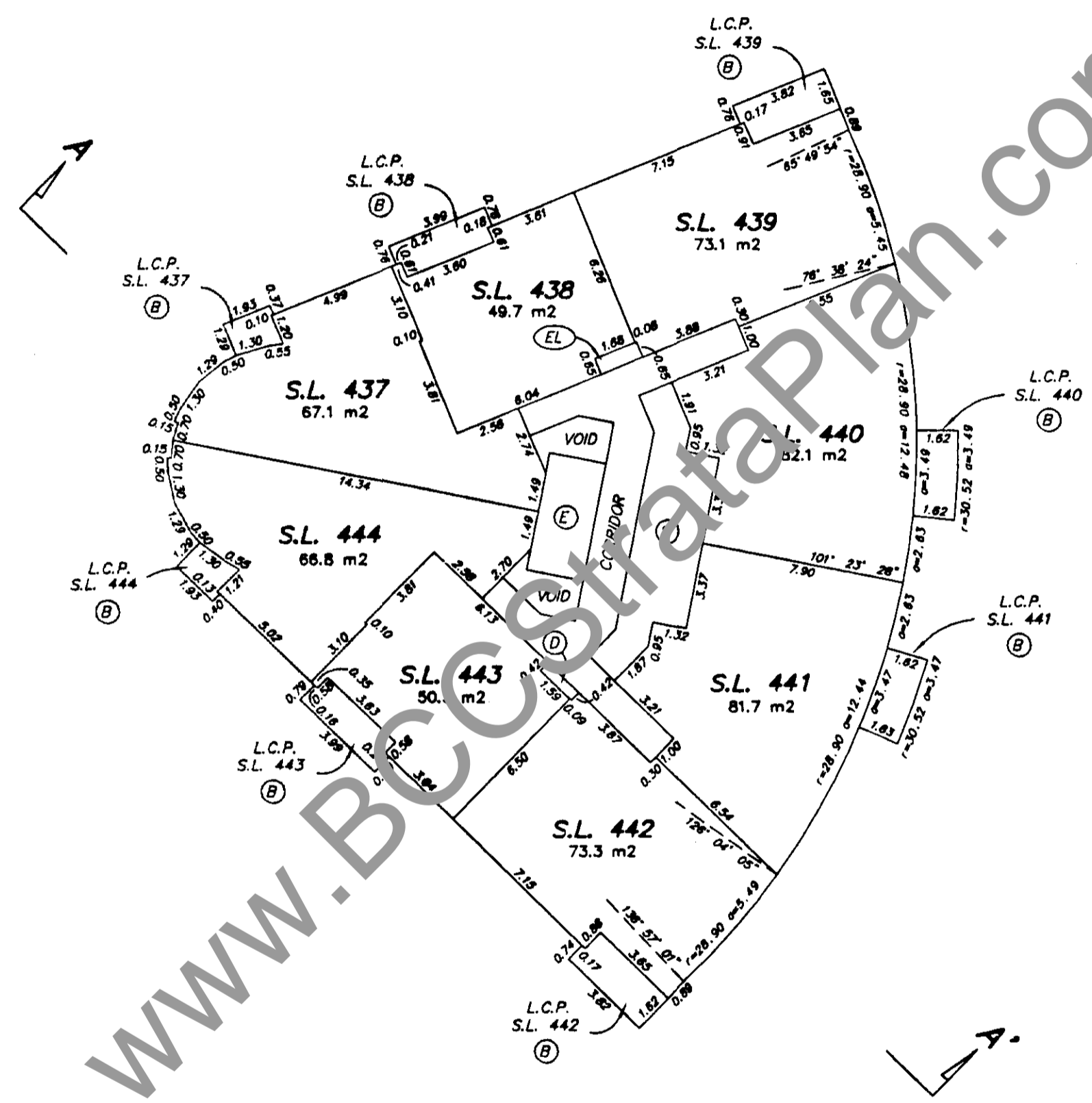
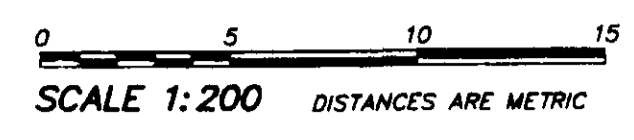
WWW.BCCoStrataPlan.com



GARY C. SUNDVICK, B.C.L.S.  
19th APRIL 1999  
BUTLER, SUNDVICK & ASSOCIATES  
FILE: 96-646 DWG.: 96646-6F

# TOWER C - 10th FLOOR

SHEET 116 OF 125  
STRATA PLAN LMS 3903



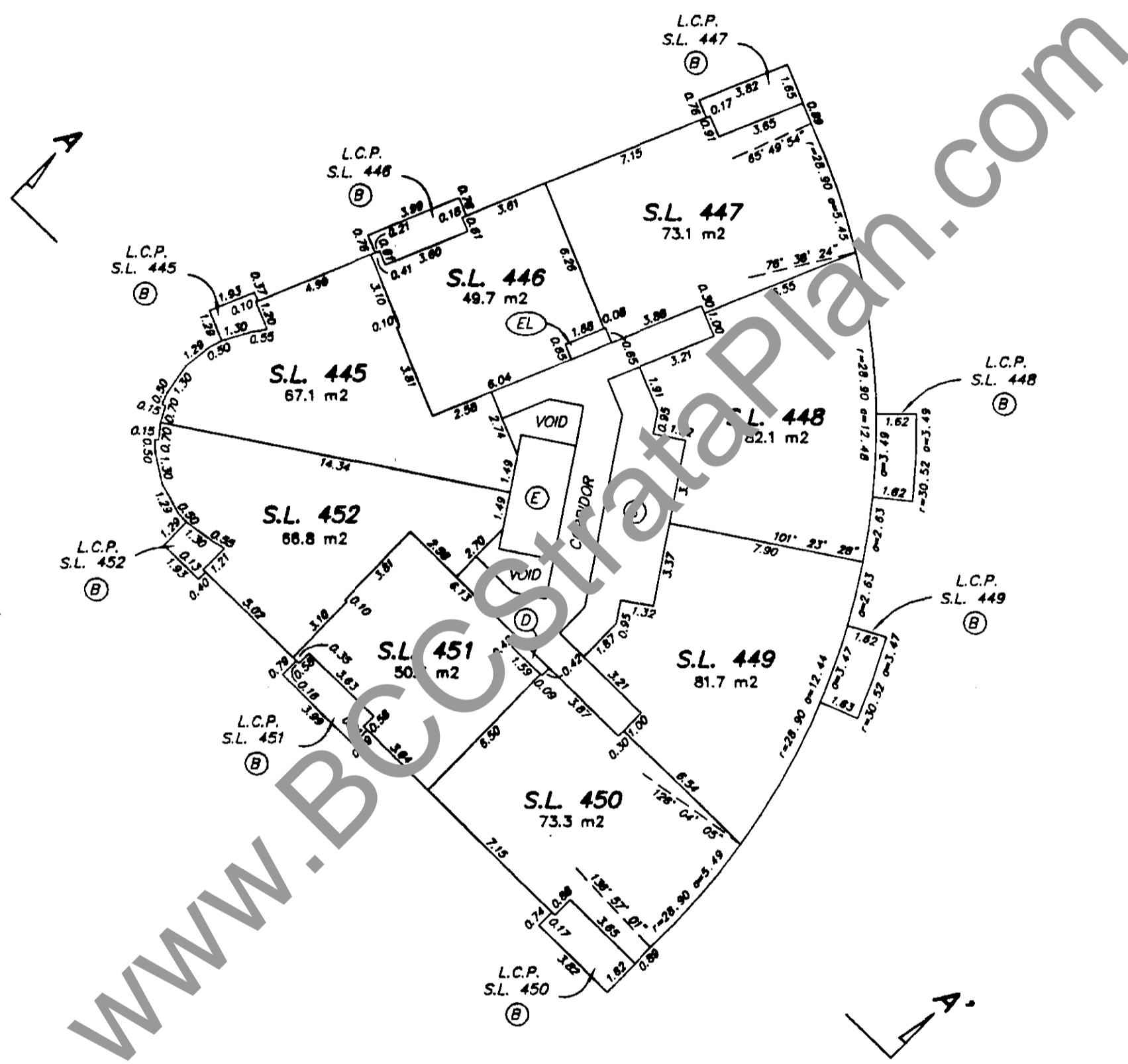
GARY C. SUNDVICK, B.C.L.S.  
19th APRIL 1999  
BUTLER, SUNDVICK & ASSOCIATES  
FILE: 96-646 DWG.: 96646-6F

**TOWER C - 11th FLOOR**

**STRATA PLAN LMS 3903**

SHEET 117 OF 125

0 5 10 15  
SCALE 1:200 DISTANCES ARE METRIC

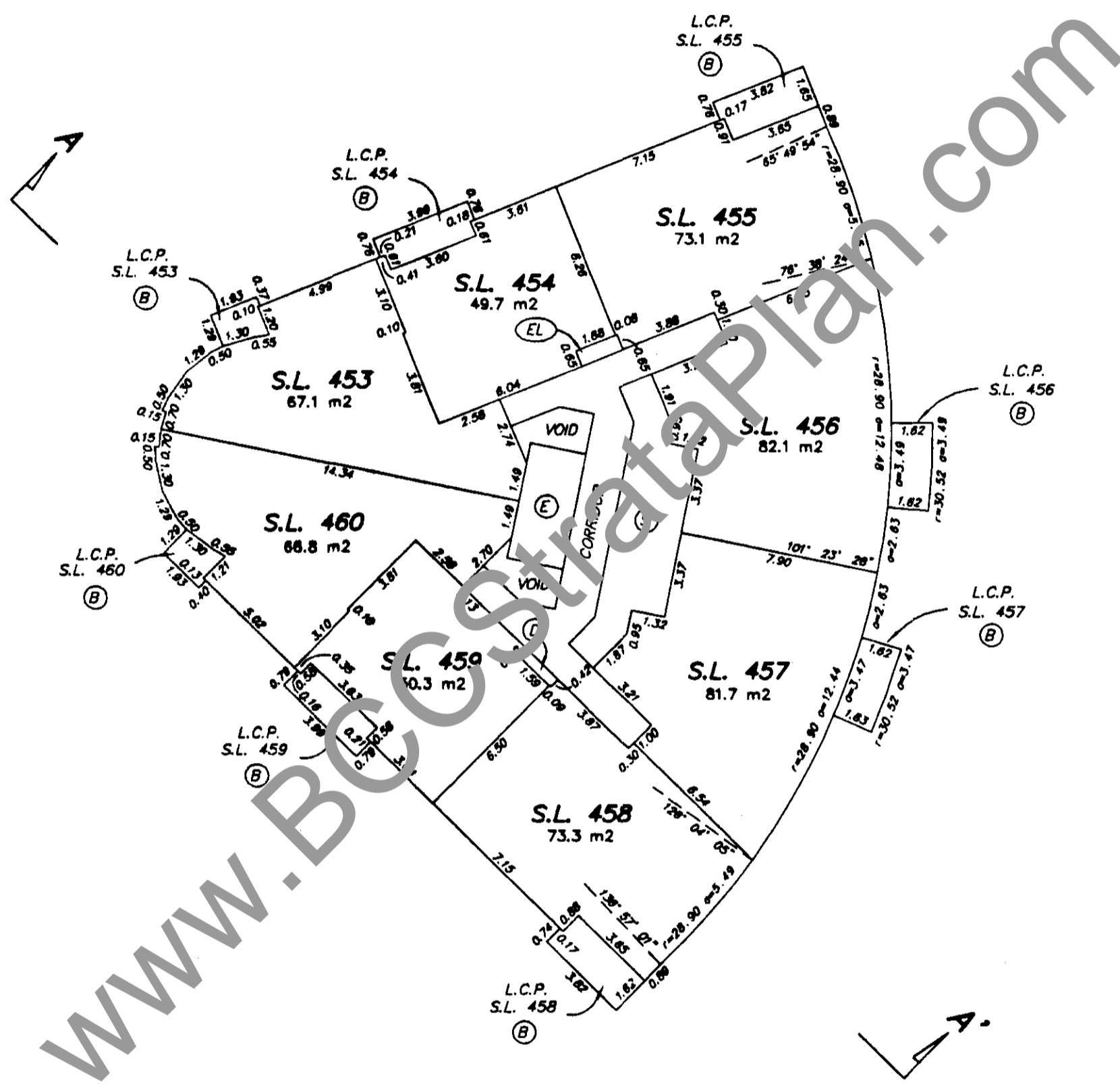



GARY C. SUNDVICK, B.C.L.S.  
19th APRIL 1999  
BUTLER, SUNDVICK & ASSOCIATES  
FILE: 96-646 DWG.: 96646-6F

# TOWER C - 12th FLOOR

STRATA PLAN LMS 3903 SHEET 118 OF 125

0 5 10 15  
SCALE 1:200 DISTANCES ARE METRIC



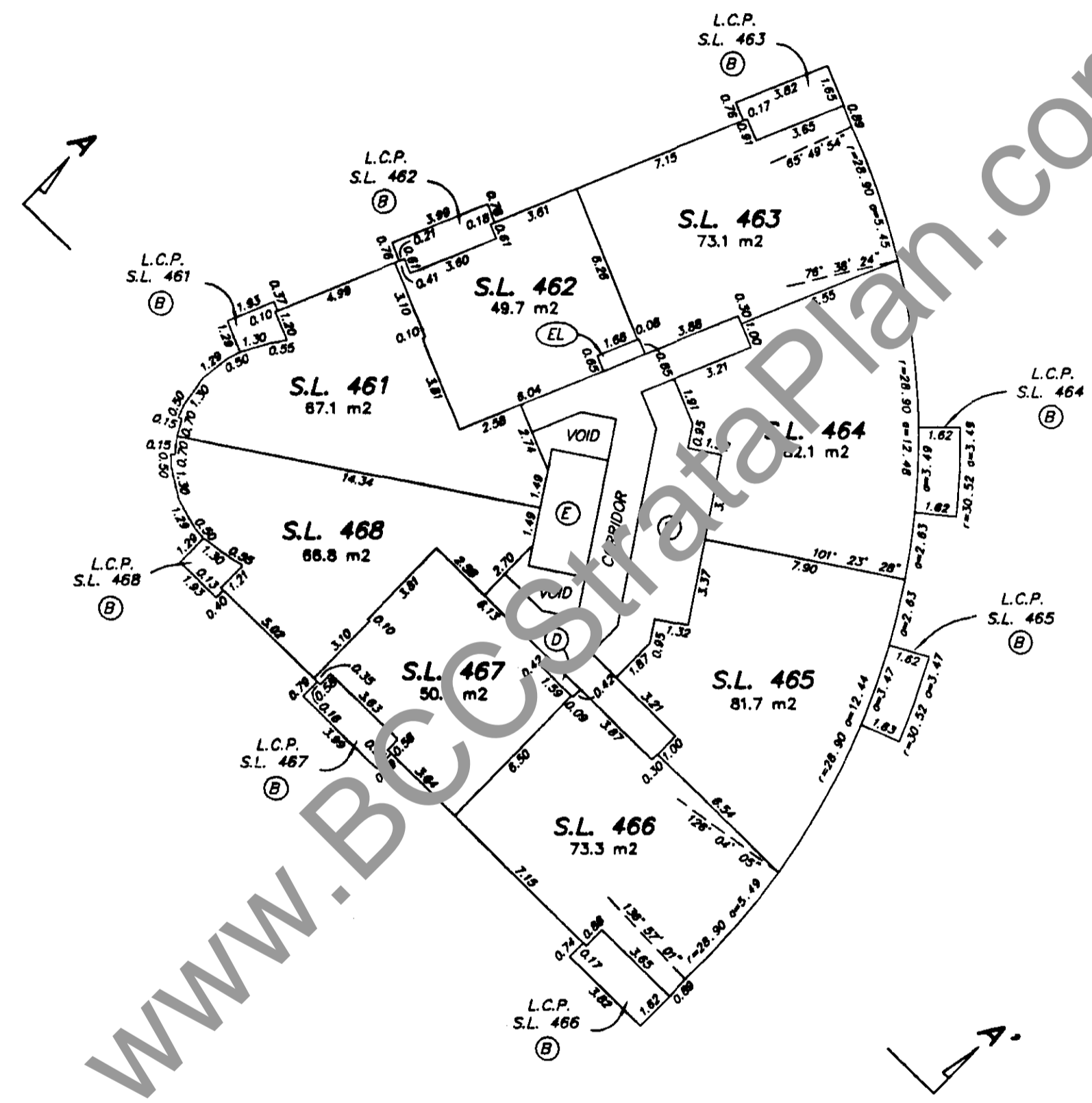

GARY C. SUNDVICK, B.C.L.S.  
19th APRIL 1999  
BUTLER, SUNDVICK & ASSOCIATES  
FILE: 96-646 DWG: 96646-6F

# TOWER C - 15th FLOOR

# STRATA PLAN LMS 3903

SHEET 119 OF 125

0 5 10 15  
SCALE 1:200 DISTANCES ARE METRIC

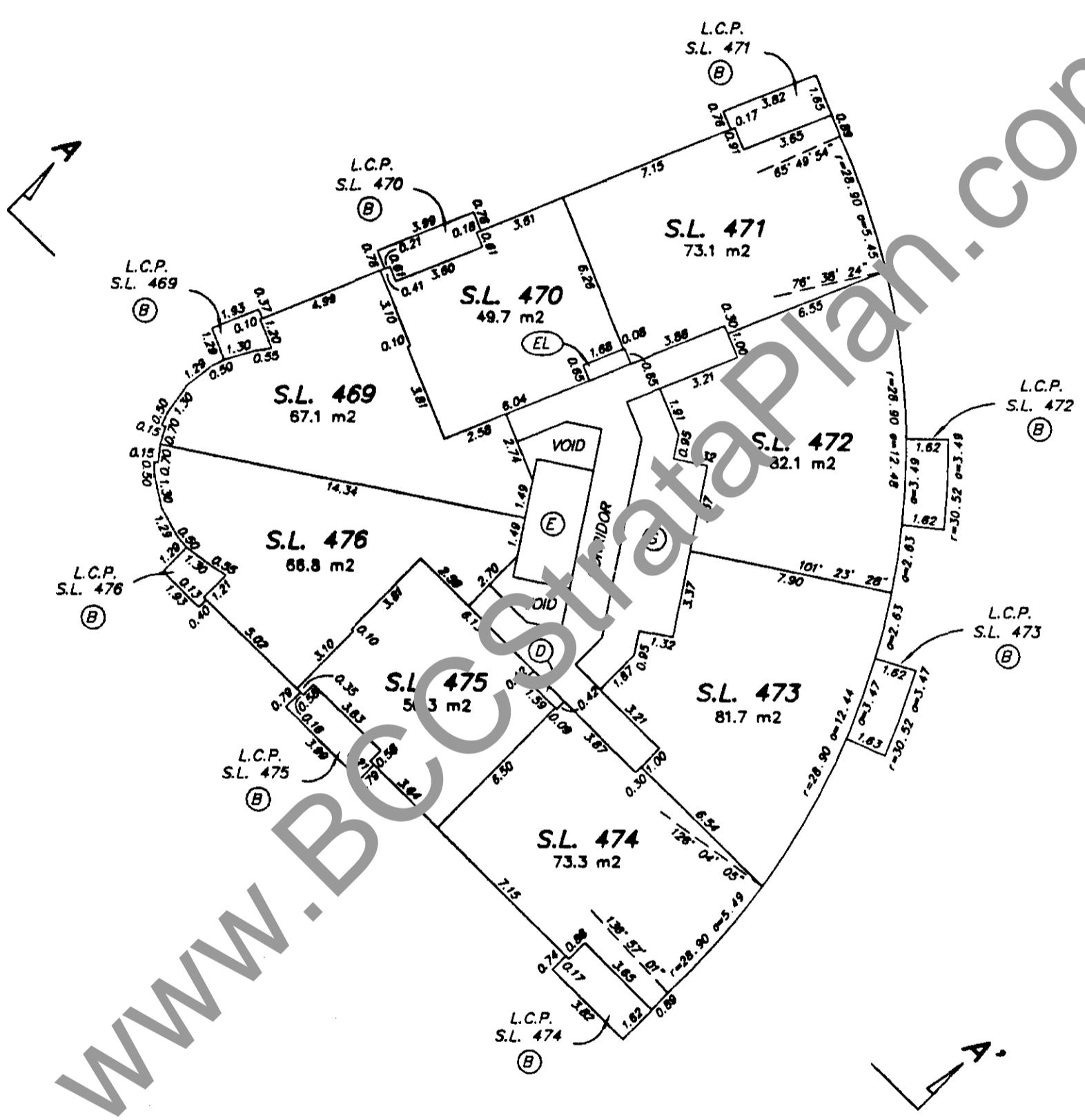

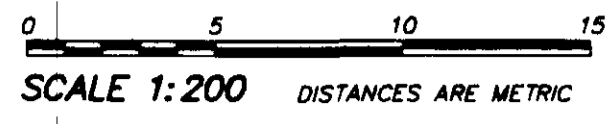


GARY C. SUNDVICK, B.C.L.S.  
19th APRIL 1999  
BUTLER, SUNDVICK & ASSOCIATES  
FILE: 96-646 DWG: 96646-6F



# TOWER C - 16th FLOOR

SHEET 120 OF 125  
**STRATA PLAN LMS 3903**

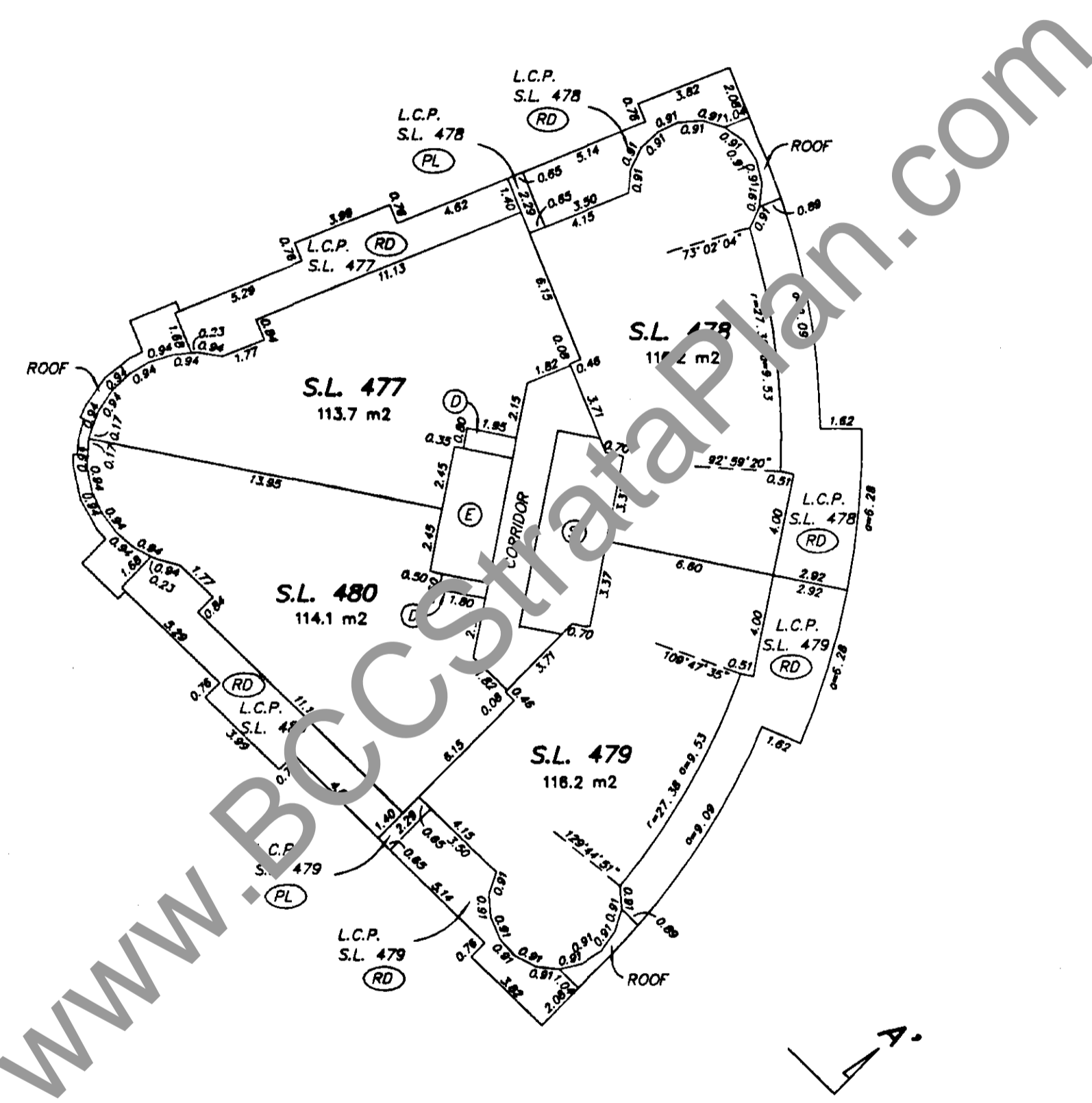



GARY C. SUNDVICK, B.C.L.S.  
19th APRIL 1999  
BUTLER, SUNDVICK & ASSOCIATES  
FILE: 96-646 DWG.: 96646-6F

# TOWER C - 17th FLOOR

SHEET 121 OF 125  
STRATA PLAN LMS 3903

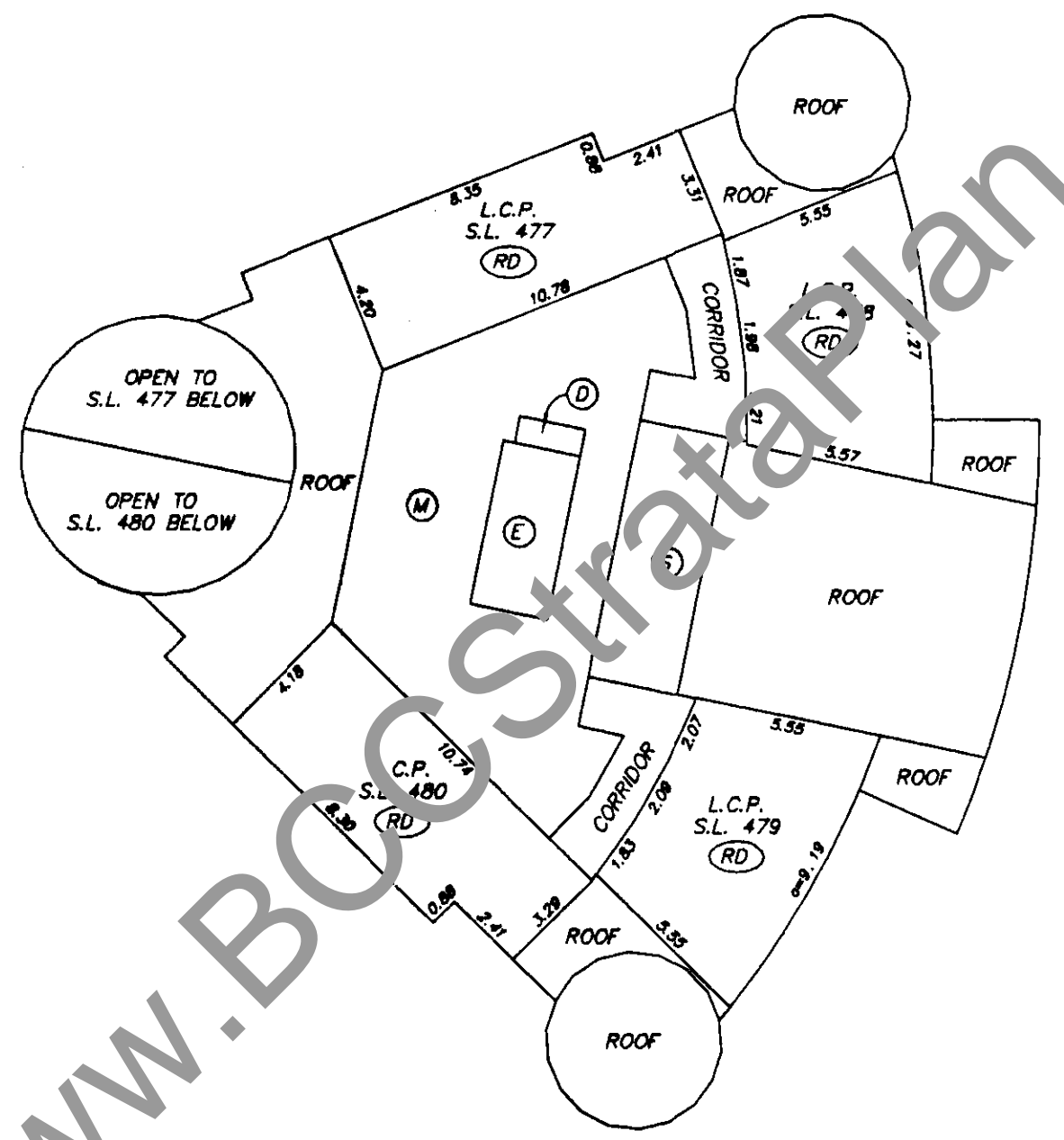
0 5 10 15  
SCALE 1:200 DISTANCES ARE METRIC



GARY C. SUNDVICK, B.C.L.S.  
19th APRIL 1999  
BUTLER, SUNDVICK & ASSOCIATES  
FILE: 96-646 DWG: 96646-6F

TOWER C - 18th FLOOR

STRATA PLAN LMS <sup>SHEET 122 OF 125</sup> 3903



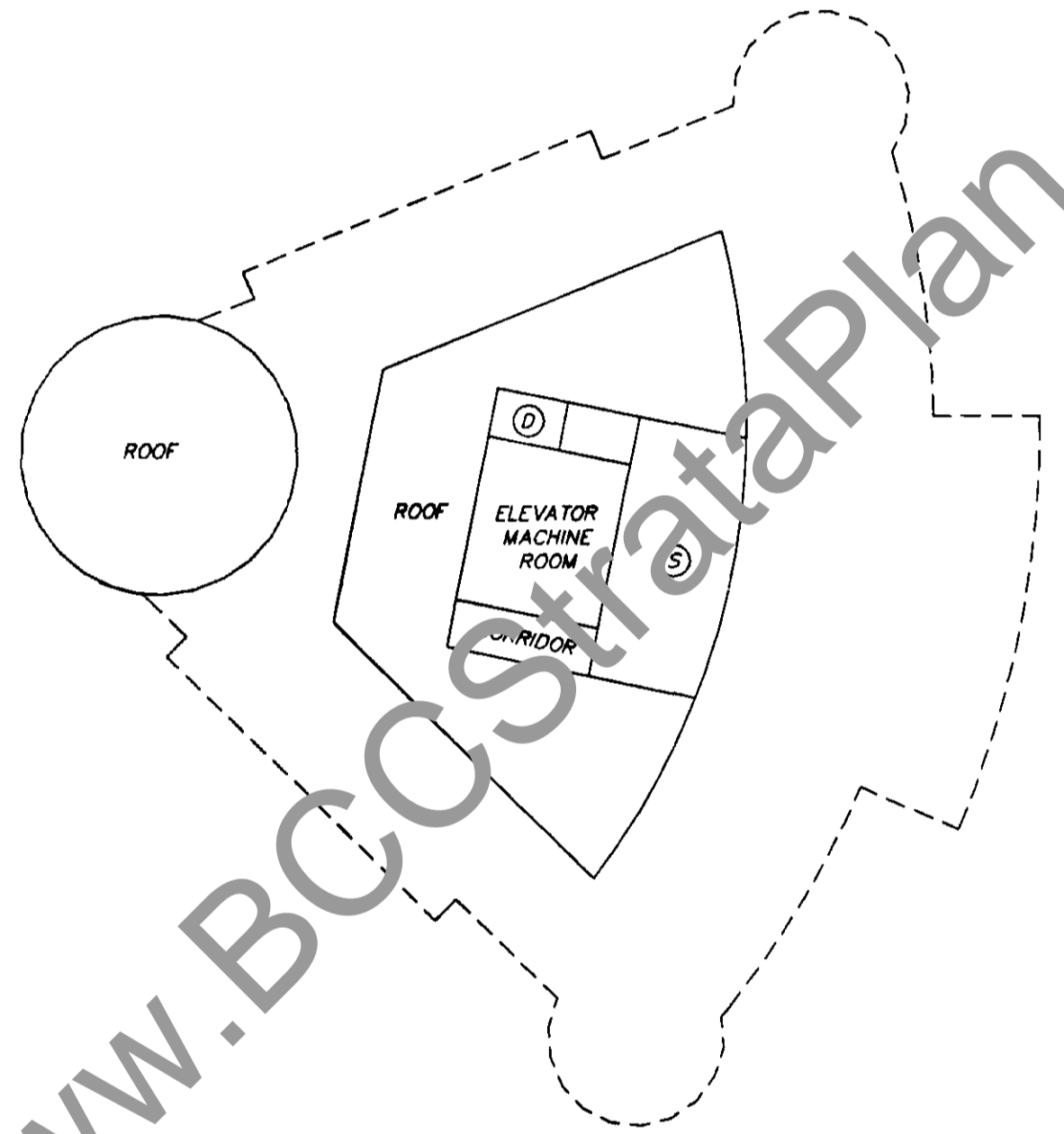

www.BOCStrataPlan.com

GARY C. SUNDVICK, B.C.L.S.  
19th APRIL 1999  
BUTLER, SUNDVICK & ASSOCIATES  
FILE: 96-646 DWG: 96646-6F

**TOWER C - 19th FLOOR**

SHEET 123 OF 125  
**STRATA PLAN LMS 3903**

0 5 10 15  
SCALE 1:200 DISTANCES ARE METRIC



WWW.BCStrataPlan.com

GARY C. SUNDVICK, B.C.L.S.  
19th APRIL 1999  
BUTLER, SUNDVICK & ASSOCIATES  
FILE: 96-646 DWG: 96646-6F

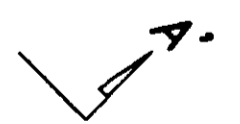
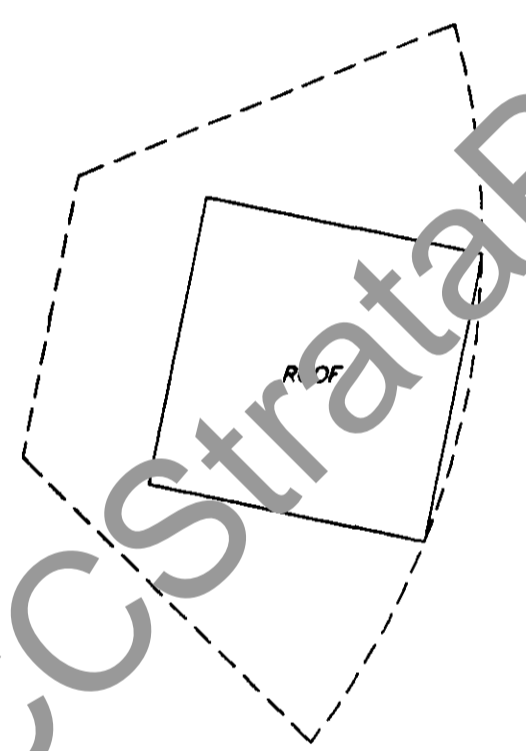
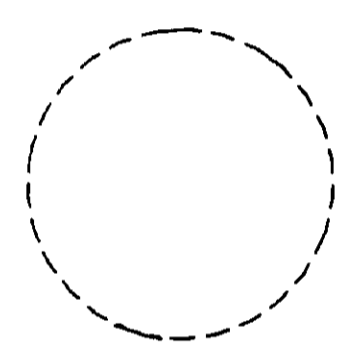
**TOWER C - ROOF**


STRATA PLAN LMS <sup>SHEET 124 OF 125</sup> **3903**

0 5 10 15  
SCALE 1:200 DISTANCES ARE METRIC



WWW.BCCStrataPlan.com



  
GARY C. SUNDVICK, B.C.L.S.  
19th APRIL 1999  
BUTLER, SUNDVICK & ASSOCIATES  
FILE: 96-646 DWG.: 96646-6F

