



Features & Finishes (Floors 1-15)

Interior 




- Overheight ceilings in living/bedrooms
- Smooth finished ceilings
- German made laminate flooring in all areas
- Closet organizers in master bedrooms
- Frameless bypass mirrored closet doors in all bedrooms
- Solid-core 7' high wood entry doors with stainless steel lever sets
- Elegant 7' high interior doors with lever sets in stainless steel finish
- 5.5" flat profile baseboards throughout
- Electric baseboard heaters with individually controlled thermostats
- Frigidaire Affinity full size stackable washer/dryer units
- Smart panels
- Recessed outlets and in-wall conduits for wall mount TV locations
- Designer roller blinds

Kitchens 



- Laminate wood flooring
- Polished Caesarstone quartz full 3cm thick counters
- Contemporary glazed mosaic ceramic full height tile backsplash
- Pendant LED lighting over breakfast bars
- USB outlets located in breakfast bars
- Stainless steel appliance package including:
 - Jenn-Air counter-depth, French door fridge with internal water/ice dispensers
 - Jenn-Air 30-inch electric radiant cook top with glass-touch electronic controls
 - TriFecta dishwasher by Jenn-Air with stainless steel interior
 - KitchenAid Eurostyle 24" wall oven
 - Built in Panasonic microwave oven
 - Venmar Jazz chimney style hood fan
- In-sink disposal unit
- Textured laminate kitchen cabinet doors imported from Italy with German made hardware
- Glass and aluminum framed upper cabinet accent doors
- Full height pantries in most units
- Pull out recycling centre
- Gallery rail interiors and inner drawers
- Soft-closers on all doors and drawers
- Under mount stainless steel sinks with polished chrome pullout spray Grohe faucets

Bathrooms 




- 12" X 24" porcelain honed tile flooring
- 12" X 24" porcelain glazed tile tub & shower surrounds
- Polished Caesarstone quartz full 3cm thick vanity tops
- Grohe faucets in polished chrome
- Curved polished chrome shower curtain rods in 2nd bathrooms
- Frameless glass shower partitions in ensuite bathrooms
- Under mount rectangular wash basins
- Foremost Essex one-piece high efficiency toilets with top mounted flush
- Linen towers in some ensuite bathrooms
- Wall hung German made vanities in 2nd bathrooms

Exterior 




- Balcony or patio/terrace suites
- Thermally efficient low e glazed windows and patio doors
- Concrete & steel stud construction finished with glass, painted concrete, & limestone veneer
- Rainscreen system for complete weather protection
- 2/5/10 new home warranty coverage provided by National Home Warranty Program

Amenities 



- Spacious 15' high main entrance lobby
- Air conditioned lounge/meeting room with servery and wheel chair accessible washroom
- Fitness room with mechanical ventilation system
- Roof top garden (2nd level) including water wall, outdoor kitchen, and zen garden
- Craft room
- Electric car high-speed charging station
- Two high speed elevators with restricted floor access
- Owner and visitor parking
- Secured, individual storage lockers at parking level
- Bicycle storage rooms at parking levels

Security 



- Full-time resident caretaker
- 24-hour digital video surveillance of building entry points
- Interphone system
- Restricted floor access for elevators
- Secured and brightly lit underground parking
- Remote to activate access to underground parking
- Touch key entry system at lobbies and common areas